



Jamhuuriyadda Somaliland
Wasaaradda Horumarinta Maaliyadda

Miisaaniyadda

Dawladda Dhexe

ee 2023



JAMHUURIYADDA



SOMALILAND

Xafiiska Madaxweynaha

Sum: JSL/XM/WM/222-966/122022

Taar: 17/12/2022

Wareegto Madaxweyne

Dhaqan-galka Miisaaniyad Sannadeedka 2023-ka

Markaan Arkay: Qodobka 90aad ee Dastuurka Jamhuuriyadda Somaliland;

Markaan Arkay: Qodobka 75aad ee Dastuurka Jamhuuriyadda Somaliland;


Markaan Arkay: Go'aanka Golaha Wakiillada, Go'aan Lr. GW/KF-04/956/2022 ee ku taariikheysan 03/12/2022, kuna ansixiyeen Miisaaniyadda Sannadka 2023-ka.

Waxaan Soo-Saaray;

Dhaqan-galka Miisaaniyad Sannadeedka 2023-ka oo ka kooban Miisaaniyadda Dawladda Dhexe, Dawladaha Hoose, Hay'adaha Madaxbannaan iyo Deeqaha Caalamiga ah oo dhan SL.SH/= 3,581,440,706,340/= (Saddex Tirilyan, Shan Boqol Kow iyo Siddeetan Bilyan, Afar Boqol iyo Afartan Milyan, Toddoba Boqol iyo Lix Kun, Saddex Boqol iyo Afartan Shillin Somaliland ah). Miisaaniyaddu waxay dhaqan-gal noqon doontaa 01 January 2023.

Allaa Mahad Leh

Muuse Biixi Cabdi
Madaxweynaha Jamhuuriyadda Somaliland





Jamhuuriyadda Somaliland
Golaha Wakiilladda



The Republic of Somaliland
House of Representatives

Xafiiska Guddoomiyaha - Office of the Speaker

Mob: +252-513503

(Hargeisa - Somaliland)

E-mail:speaker@somalilandparliament.net

Ref: GW/9/09/753/2022

Date: 03/12/2022

Ku: Md. Muuse Biixi Cabdi
Madaxweynaha JSL

= Xafiiskiisa=

Ujeedo: Soo Gudbin Go'aanka Miisaaniyadda Qaranka 2023.

Mudane Madaxweyne,

Waxaa aan si Sharaf iyo qadarin leh halkan kuugu soo gudbinaynaa **Go'aanka Miisaaniyadda Qaranka 2023.**

- 1. Go'aanka Miisaaniyadda Qaranka 2023 (Go'aanka Lr.GW/KF-04/956/2022)**

ALLAH MAHAD LEH

Cabdirisaaq Khaliif Axmed
Guddoomiyaha Golaha Wakiillada JSL



BY PRESIDENCY: 7774
Mag No: _____

03 DEC 2022

RECEIVED



**The Republic of Somaliland
House of Representatives**



**Jamhuuriyadda Somaliland
Golaha wakiilada**

Head Quarter Hargeisa.

Xarunta Hargeisa

Ref: GW/KF-4/956/2022

Date: 03/12/2022

GO'AANKA ANSIXINTA MIISAANIYADDA DAWLADDA EE 2023-KA

- MARKUU ARKAY:** Qodobada 53aad,54aad iyo 55aad ee Dastuurka Qaranka.
- MARKUU DHEGAYSTAY:** Xog-waranka Wasiirka Wasaaradda Horumarinta Maaliyadda ku iftiimiyay Odoroska Miisaaniyadda Dawladda ee 2023ka.
- MARKUU DHEGAYSTAY:** Xog-warankii soo jeedinta iyo talooyinkii Guddi hoosaadka dhaqaalaha ee Golaha Wakiillada.
- MARKUU KA DOODAY:** Qaybaha kala duwan ee Miisaaniyadu ka kooban tahay.
- MARKUU U CODEEYAY:** Ansixinta odoroska Miisaaniyada Dawladda ee sanadka 2023ka kal-fadhigii 4^{aad} fadhigisii 27^{aad} ee **29/11/2022** oo ay goob joog ahaayeen **65** Mudane oo ka mid ah mudanayaasha Golaha Wakiillada.

WUXUU COD AQLABIYADA AH (55 COD) OO GACANTAAG AH KU ANSIXIYAY.

1. Odoroska Miisaaniyadda **2023** oo qadarkeedu dhanyahay **3,581,440,706,340 SL.Sh** (Saddex Tiriliyan, shan boqol iyo sideetan iyo hal bilyan, afar boqol iyo afartan milayn, todobo boqol iyo lix milayn, saddex boqol iyo afatan kun oo shilin Somaliland ah.



Faah-faahinta Dakhliga Miisaaniyada 2023

| No. | Magaca | Budget 2022 | Budget 2023 | Faraqa |
|-----|---|--------------------------|--------------------------|--------------|
| 1. | Miisaaniyadda Dawladda Dhexe | 2,410,452,894,335 | 2,530,336,471,862 | 119,883,577 |
| 2. | Miisaaniyadda Dawladaha Hoose | 528,878,259,786 | 589,899,197,085 | 61,020,937, |
| 3. | Miisaaniyadda Hay'addaha Madaxa Banaan | 276,986,730,707 | 277,792,895,534 | 806,164,82 |
| 4. | Miisaaniyadda Mashriicda Baanka Aduunka | 51,889,758,410 | 31,434,732,990 | -20,455,025, |
| 5. | Miisaaniyadda Sanduuqa (SDF) | 96,854,072,980 | 77,146,510,000 | -19,707,562, |
| 6. | Miisaaniyadda Mashruuca maamul-daadejinta JPLG | 19,894,061,320 | 18,069,907,869 | -1,824,153, |
| 7. | GIZ (RDRM project) | 27,132,000,000 | 16,800,000,000 | -10,322,000 |
| 8. | ILED (ILED project) | 35,714,728,000 | 21,760,991,000 | -13,953,737 |
| 9. | Mashruuca Horumarinta berbera (UN-Habitat) | | 18,200,000,000. | |
| | Wadarta Guud | 3,447,802,505,538 | 3,581,440,706,340 | 133,638,200 |

Go'aamada lagu soo daray Miisaaniyadda Qaranka ee 2023.

1. In Barnaamijka Shaqo qaran dib u qiimayn lagu sameeyo, si loo hubiyo in uu sii socon karo Barnaamijku iyo in kale.
2. In Jaamacaddaha gaar ka loo leeyahay laga taageero kharashka Cilmi baadhista sanadka 2024-ka
3. Waa in qiimayn lagu sameeyaa lacagaha sharci darada ah ee ay qaadaan hay'addaha Dawladdu, isla markaana la sharciyeeyo wixii muhiim loo arko, lana joojiyo sanadka 2023.



4. In nidaamka bixinta Mushaharaadka Ciidamada laga dhigo nidaam bangiyeedka ay ku qaataan Shaqaalaha kale ee Dawladda
5. In Miisaniyadda Dawladdaha Hoose lagu soo dhamaystiro Darajada 'D' looguna qaybiyo kabka sida uu tilmaamayo Xeerka Is-maamulka Gobolada iyo Degmooyink Dalka ee Xeer Lr.23/2019
6. Waa in Nidaam Xisaabeedka Iskuulada Dawladda dib u habayn lagu sameeyaa
7. Waa in Wasaaradda Shaqo galinta, Arrimaha Bulshada iyo Qoysku nidaamisaa Kaalmooyinka ay helaan Uruurada Bulshada ee Baahiya gaarka leh
8. Waa in Wasaaradda H.Maaliyaddu soo faah faahisaa Madax xigayaasha Miisaniyadda ee aan faah faahsanayn soona raaciyaa lifaaqyadda muhiimka ah
9. Waa in Sanadka 2023-ka Golaha la hor keenaa Xeerka Warshadaha iyo Xeerka Wax wada lahaanshaha Dawladda iyo Dadka,sidoo kalena, Golaha la hor keenaa wixii heshiisyo ah ee Dawladdu la gashay Dhinacyo kale
10. Waa in la hoos geeyaa Macadka Shaqaalaha Dawladda Tobobarada uu Awoodda u leeyahay
11. Waa Kabka Miisaniyadda ee Hay'adda Duulista iyo Hawada ee ku jira Miisaniyadda Wasaaradda H.Jidadka loo wareejiyo Maaliyadda
12. Waa in Madax xigeenka Kaalmada Guddida Ruqsad- bixinta iyo Ururka Qareenada ee ku jirta Miisaniyadda 2023-ka ee Wasaaradda Cadaaladda oo dhan 450,000,000, la kala qaado loona dhigo sidan;
 - i. Kaalmada Guddida Ruqsad-bixinta oo dhan 150,000,000
 - ii. Kaalmada Ururka Qareenada oo dhan 300,000,000
13. In magaca kaalmada ku jirta Wasaaradda Shaqo galinta, Arrimaha Bulshada iyo Qoyska ee Ururada Bulshada Daami loo bedelo magaca ah Adams Akaadami
14. Habraaca Kabka 12.5% ee Dawladda dhexe u qabato Dawladdaha hoose waa in marka ay Dawladdaha hoose usoo gudbiyaan Wasaaradda Arrimaha, waa in Wasaaraddu usoo Gudbiso Wasiirka W.H.Maaliyadda si uu hubiyo in laraacay Habka Qoondada Degmooyinka Ee Xeerku 23/2019 Jideyey , kadibna loo gudbiyaa Xisaabiyaha Guud, Waxaa Reeban Habraac kasta ama Xeer nidaamiye kasta oo ka horimanayaa Xeerka Ismaamulka Gobolada iyo Degmooyinka ee Xeer Lr.23/2019
15. Waa in Madax xigeenada Kaalmada Masaajidada & Xarumaha Qur'aanka iyo Kaalmada Jaamacadaha & Machadada ee ku jira Misaaniyadda Haamaha Shidaalka oo ay ku jirto lacag dhan 535,500,000 iyo 40,800,000 sida ay u kalahoreeyaan, loona wareejiyo Kaalmada Iskuulada Hoyga ee Gobolka Saaxil.



16. Waa in Madax xigeenka Kaalmada Guud ee Ku jira Misaaniyadda Dekeda Berbera oo ay ugu jirto lacag dhan 4,869,650,000 looga jaro Kaalmada Iskuulada Hoyga ee Gobolka Saaxil lacag dhan 645,000,000.
17. Waa in Madax xigeenka Dhismayaasha ee Misaaniyadda Haamaha Shidaalka Berbera laga Wareejiyo 2,500,000,000 loona wareejiyo Biyo Balaadhinta Magaalada Berbera

1. Madax xigeeno Wasaaraddaha dhexdeeda layskugu bedelay

1. In Madax xigeenada Miisaaniyadda Wasaaradda Waxbarashada iyo Sayniska ee Faah faahintooda hoos ku qoran yihiin ee kala ah,

| TIX | Madax xigeenka | Tirsiga/Code | MIIS 2023 |
|-----|----------------------------------|--------------|----------------------|
| 1 | Kaalmada Akadamiyada Fanka | 2640108 | 200,000,000 |
| 2 | Kharashka Kormeerka Waxbarashada | 2211352 | 236,250,000 |
| 3 | Kharashka Wacyigalinta | 2210504 | 94,500,000 |
| 4 | Iibsiga buugta Dugsiga | 2211004 | 1,047,905,121 |
| 5 | Kharashka Manahijta | 2211357 | 272,500,000 |
| | Total | | 1,851,155,121 |

Loo Wareejiyo Madax xigeenka Dhismayaasha Wasaaradda Waxbarashada iyo Sayniska lacag dhan **851,155,121** halka **1,000,000,000** soo hadhayna loo galinaayo Qalabaynta Laybareeriyo.

2. In lacagta ku jirta Madax xigeenada Kaalmada Cisbitaaladda Dhimirka ee Miisaaniyadda 2023-ka ee Wasaaradda Horumarinta Caafimaadka oo dhan **1,290,000,000** loo kala wareejiyo Madax xigeenada Isla Wasaaradda H.Caafimaadka ee kala ah;
- Kaalmooyinka Guud laguna daro lacag dhan **600,000,000** oo laka siin doono Xarumaha Caafimaadka MCH.
 - Gurmadka Xaaladdaha deg deg ah ee Caafimaadka laguna shubo lacag dhan **690,000,000**



MA AXYADDA WAX LAGA JARAY

| FIX | CODES | n, | Miis 2022 | Miis 2023 | ARQI | %FARQI | %L.K | LACAGTA L.K. |
|-----|---------|--|----------------|----------------|-----------|--------|--------|----------------|
| 1 | 6530101 | Kaydka Qaranka | 39,401,817,905 | 25,000,000,000 | - | -36.6% | 40.00% | 10,000,000,000 |
| 2 | 2840104 | Kharashka Lama filaanka ah(Madaxtooyadda) | 12,800,000,000 | ,000,000,000 | ,000,000 | 9.4% | 30.00% | 4,200,000,000 |
| 3 | 2400244 | Sanduqa Qurbo Joogta | 1,795,500,000 | 795,500,000 | - | 0.0% | 15.20% | 272,916,000 |
| 4 | 2400229 | Mashruuca Sahaminta Macdanta iyo Shidaalka | 2,200,000,000 | 680,000,000 | ,000,000 | 67.3% | 40.00% | 1,472,000,000 |
| 5 | 2211348 | Sanduqa Aqoonsi Raadinta | 11,945,257,200 | ,582,460,000 | 7,202,800 | 22.1% | 29.00% | 4,228,913,400 |
| 7 | 2211333 | Kh.Diyaarinta Miisaaniyadda | 2,646,000,000 | 2,646,000,000 | - | 0.0% | 24.00% | 635,040,000 |
| 8 | 2210801 | Martigaadka iyo Munaasibadaha | 9,482,034,164 | 871,043,078 | ,008,914 | 4.1% | 20.00% | 1,974,208,616 |
| 9 | 2211334 | Kharashka Xisaab Xidhka | 1,874,880,000 | 874,880,000 | - | 0.0% | 27.00% | 506,217,600 |
| 10 | 2510101 | Kabka Miisaaniyadda | 5,634,776,973 | 037,358,170 | ,581,197 | 7.1% | 20.00% | 1,207,471,634 |
| 12 | 2400240 | Mashruuca Biyo Ballaadhinta Magaalooyinka | 14,100,000,000 | ,500,000,000 | ,000,000 | 17.0% | 8.00% | 1,320,000,000 |



| | | | | | | | | |
|--------------|---------|---|------------------------|------------------------|---------|-------|---------|-----------------------|
| 13 | 2210503 | Wargaysyada iyo Bugaagta | 2,431,926,328 | 863,926,328 | 000,000 | 17.8% | 15.00% | 429,588,949 |
| 14 | 2211301 | Khidmadda Baanka | 5,212,620,000 | 516,000,000 | 380,000 | 5.8% | 30.00% | 1,654,800,000 |
| 16 | 2211309 | W-Arrimaha Gudaha(Nabad galyada) | 9,704,344,890 | 630,344,890 | 000,000 | 9.5% | 10.00% | 1,000,000,000 |
| 17 | 2211309 | Miixtooyadda(Kh.Nabad galyada) | 6,923,489,858 | 923,489,858 | | 0.0% | 15.00% | 1,000,000,000 |
| 18 | 2211344 | Kh.Diyaarinta, Dib u habaynta iyo F.Shuruuca(G.G) | 1,471,616,453 | 771,616,453 | 000,000 | 13.6% | 3.58% | 600,000,000 |
| 19 | 2211344 | Kh. Dib u habaynta Shuruuca(G.D.SH) | 1,251,722,136 | 499,722,136 | 000,000 | 19.8% | 33.32% | 499,722,136 |
| 20 | 2400219 | Sanduqa Horumarinta Dhaqiyarada | 2,000,000,000 | 000,000,000 | | 0.0% | 100.00% | 2,000,000,000 |
| TOTAL | | | 127,624,263,771 | 140,192,340,913 | | | | 33,000,878,335 |

MADAX XIGEENADA WAX LAGU DARAY



| | Jaraayo | Lacagta loo jaraayo |
|--|--|----------------------|
| 1 | Komishanka Doorashoyinka | 3,000,000,000 |
| <i>Madax xigeenada wax lagu kordhinayo</i> | | |
| 1.1 | Iibsiga Hantida Raagta | 3,000,000,000 |
| 1.2 | Sub total | 3,000,000,000 |
| 2 | Komishanka Xakamaynta AIDS-ka | 300,000,000 |
| <i>Madax xigeenada wax lagu kordhinayo</i> | | |
| 2211005 | Iibsiga Rashinka iyo wixii Mdax banaan | 300,000,000 |
| | Sub total | 300,000,000 |
| 3 | Xafiiska Imtixaanadka Qaranka | 4,100,000,000 |
| <i>Madax xigeenada wax lagu kordhinayo</i> | | |
| 2210701 | Tabarada iyo Imtixaanada | 4,100,000,000 |
| | Sub total | 4,100,000,000 |
| 4 | Ciidanka Socdaalka | 530,000,000 |
| <i>Madax xigeenada wax lagu kordhinayo</i> | | |



| | | |
|---------|------------------------------------|--------------------|
| 2211201 | Batroolka, Naafatada iyo Saliidaha | 530,000,000 |
| | Sub total | 530,000,000 |

5 Dhaamka Saylac 1,000,000,000

Madax xigeenada wax lagu kordhinayo

| | | |
|--|-------------------------|----------------------|
| | Dhismaha Dhaamka Saylac | 1,000,000,000 |
| | Sub total | 1,000,000,000 |

6 Waddooyinka 1,000,000,000

Madax xigeenada wax lagu kordhinayo

| | | |
|--|------------------|----------------------|
| | | 1,000,000,000 |
| | Sub total | 1,000,000,000 |

7 Garoomo iyo Dhalinyarada 1,300,000,000



| | | |
|--|---|----------------------|
| 1 | Komishanka Doorashoyinka | 3,000,000,000 |
| <i>Madax xigeenada wax lagu kordhinayo</i> | | |
| 1.1 | Iibsigta Hantida Raagta | 3,000,000,000 |
| 1.2 | Sub total | 3,000,000,000 |
| 2 | Komishanka Xakamaynta AIDS-ka | 300,000,000 |
| <i>Madax xigeenada wax lagu kordhinayo</i> | | |
| 2211005 | Iibsigta Rashinka iyo wixii Mdax bannaan | 300,000,000 |
| | Sub total | 300,000,000 |
| 3 | Xafiiska Imtixaanadka Qaranka | 4,100,000,000 |
| <i>Madax xigeenada wax lagu kordhinayo</i> | | |
| 2210701 | Tabarada iyo Imtixaanada | 4,100,000,000 |
| | Sub total | 4,100,000,000 |
| 4 | Ciidanka Socdaalka | 530,000,000 |
| <i>Madax xigeenada wax lagu kordhinayo</i> | | |
| 2211201 | Batrootka, Naafatada iyo Saliidaha | 530,000,000 |



| | | |
|--|------------------|--------------------|
| | Sub total | 530,000,000 |
|--|------------------|--------------------|

5 Dhaamka Saylac 1,000,000,000

| <i>Madax xigeenada wax lagu kordhinayo</i> | | |
|--|-------------------------|----------------------|
| | Dhismaha Dhaamka Saylac | 1,000,000,000 |
| | Sub total | 1,000,000,000 |



| | | |
|--|---|-----------------------|
| Waddooyinka | | 1,000,000,000 |
| <i>Madax xigeenada wax lagu kordhinayo</i> | | |
| | | 1,000,000,000 |
| | Sub total | 1,000,000,000 |
| 7 | Garoomo iyo Dhalinyarada | 1,300,000,000 |
| <i>Madax xigeenada wax lagu kordhinayo</i> | | |
| | | |
| 8 | Ururka Dhakhatiirta | 70,000,000 |
| <i>Madax xigeenada wax lagu kordhinayo</i> | | |
| 2640414 | Kaalmada Ururka Dhakhatiirta Somaliland | 70,000,000 |
| | Sub total | 70,000,000 |
| 9 | Golaha Wakiilada | 13,000,873,335 |
| <i>Madax xigeenada wax lagu kordhinayo</i> | | |
| 2211328 | Kharashka Hawl Socodsiinta Guddiyada | 5,682,800,000 |
| 2211351 | kharaska Diyaarinta Shuruucaha iyo Siyaasaddaha | 1,000,000,000 |
| 2110303 | Gunno Hawleed | 1,318,073,335 |



| | | |
|---------|--|-----------------------|
| 2840103 | Kharashka Gaarka ah | 2,000,000,000 |
| 2210401 | Noolka iyo Sahayda Safarada Dibada | 1,000,000,000 |
| 5210503 | Biilasha Taagan | 1,000,000,000 |
| Cusub | Kh.dib u eegista Miisaniyadda & Xisaab Xidh | 1,000,000,000 |
| | Sub Total | 13,000,873,335 |

**10 Hay'adda U diyaar garawga
Afooyinka 1,000,000,000**

Madax xigeenada wax lagu kordhinayo

| | | |
|---------|-----------------------------|----------------------|
| 2640205 | Kharashka Gurmada Afooyinka | 1,000,000,000 |
| | Sub Total | 1,000,000,000 |

11 Golaha Guurtida 1,000,000,000

Madax xigeenada wax lagu kordhinayo

| | | |
|-------|---------------------------|---------------|
| Cusub | Daawaynta iyo Caafimaadka | 1,000,000,000 |
|-------|---------------------------|---------------|



| | | |
|-----------|----------------------------|----------------------|
| | Sub total | 1,000,000,000 |
| 13 | Diinta iyo Aw qaafa | 2,000,000,000 |

Madax xigeenada wax lagu kordhinayo

| | | |
|-----------|------------------------------------|----------------------|
| | Sub total | 2,000,000,000 |
| 14 | Ciidamadda Ilaalada Xeebaha | 300,000,000 |

Madax xigeenada wax lagu kordhinayo

| | | |
|-----------|---------------------------------|----------------------|
| 2211201 | Batroomka, Naaftada iyo Saliida | 300,000,000 |
| | Sub total | 300,000,000 |
| 15 | Maxkamadda Sare | 2,000,000,000 |

Miisaaniyadda Maxkamadda Sare 2023

| | | |
|-----------|----------------------------------|----------------------|
| | Sub total | 2,000,000,000 |
| 16 | Biyo Ballaadhinta Berbera | 1,000,000,000 |

Madax xigeenada wax lagu kordhinayo

| | | |
|--|------------------|----------------------|
| | Sub Total | 1,000,000,000 |
|--|------------------|----------------------|



3. Sixitaanka Kabka 12.5%

Guddidu waxa ay sixid ku samaysay Dakhliga Kabka 12.5% ee ay Dawladda dhexe u qabato Dawladdaha hoose iyada oo Guddidu isla eegtay Lacagta qoonda kabka ee ugu jirta buuga Miisaaniyadda Dawladda Dhexe iyo lacagta ay soo qoondaysteen Dawladdaha hoose ee ku jirta buuga Miisaaniyadda dawladdaha hoose.

Shaxdan hoose waxaa ku faah faahsan lacagta loo qoodeeyey Dawladdaha hoose iyo ta ay iyagu soo qoondaysteen iyo faraqa u dhaxeeyaa mid walba iyada oo guddidu faraqaas dib ugu qaybisay degmo kasta iyada oo u taaracaysa sida uu tilmaamo Xeerka Is-maamulka Gobolada iyo degmooyinka marka laga reebo degmooyinka 'D' ah oo aan ku dhamaystirnayn Miisaaniyaddan.


| | | | | 191,096,819,016 | INTA LOO QOONDEYAY | INTA MAQAN |
|---------|----------|--------------|-------------|------------------------|------------------------|-----------------------|
| Degmada | A | 6% | 48% | 91,726,473,128 | 61,893,887,734 | 29,832,585,394 |
| Degmada | B | 2% | 16% | 30,575,491,043 | 18,390,193,300 | 12,185,297,743 |
| Degmada | C | 3% | 24% | 45,863,236,564 | 28,223,168,534 | 17,640,068,534 |
| Degmada | D | 1.5% | 12% | 22,931,618,282 | 4,231,200,000 | 18,700,418,282 |
| | | 12.5% | 100% | 191,096,819,016 | 112,738,449,568 | 78,358,369,953 |

Ansixinta Miisaaniyada waxaa diiday (4) Mudane, Halka shan (5) Mudane-na ka aamuseen, Guddoomiyuhuna muu codayn sida caadada ah.

ALLAH MAHAD LEH

Jamaal Jaamac Xasan
Ku-simaha Xoghayaha Guud, ahna X/ku-xigeenka Guud

Md. C/risaaq Khaliif Axmed
Guddoomiyaha Golaha Wakiillada JSL





Jamhuuriyadda Somaliland
Wasaaradda Horumarinta
Maaliyadda



Republic of Somaliland
Ministry of Finance
Development

Xafiiska Wasiirka

Ref: WM/02/08-01/ /2022

Date: 31-10-2022

Ku: Golaha Wakiilada JSL

Hargeysa

Ujeedo: Soo gudbinta Miisaaniyadda Qaranka ee 2023

Mudane Gudoomiye, Gudoomiye ku xigeen iyo mudanayaasha kale

Aniga oo ka wakiila Wasaaradda Horumarinta Maaliyadda oo gudanaysa waajibka Dastuurka Qaranka qodobkiisa 55aad farqadiisa 1aad, iyo xeerka Maamulka Maaliyadda ee Xeer No. 75/2016 qodobkiisa 5aad, waxaan si weyn ugu faraxsanahay in Maanta oo ay taariikhdu tahay 31-10-2022 idiin soo soo gudbiyo Miisaaniyadda guud ee Dawladda ee Sannadka 2023 oo ah Miisaaniyaddii 32 aad ee qarankani yeesho.

Dr. Sacad Cali Shire

Wasiirka Wasaaradda Horumarinta Maaliyadda JSL



Tusmada Buuga

| | | |
|----------|---|-----------|
| 1 | HORDHAC | 1 |
| 2 | GUUD-MARKA DHAQAALAH | 2 |
| 2.1 | Muuqaalka Saadaasha Dhaqaale ee Somaliland | 2 |
| 3 | HANTAAQOYINKA GUUD EE KU YIMID DHAQAALAH | 4 |
| 3.1 | Saamaynta Caalamiga ah ee Xanuunka Safmarka ah ee COVID-19..... | 4 |
| 3.2 | Saamaynta Dagaalka Ruushka iyo Yuk-reyn..... | 4 |
| 3.3 | Gubashadii Suuqa Waaheen | 5 |
| 3.4 | Abaaraha | 6 |
| 3.5 | Xayiraada Dhoofka Xoolaha | 7 |
| 3.6 | Xaalada Dalka aynu jaarka nahay ee Itoobiya..... | 7 |
| 4 | XAALADA GUUD EE DHAQAALAH | 8 |
| 4.1 | Sicir-bararka | 8 |
| 4.2 | Sarrifka Lacagta..... | 9 |
| 4.3 | Xawaaladaha | 10 |
| 4.4 | Ganacsiga..... | 11 |
| 4.4.1 | Dhoofinta Xoolaha | 11 |
| 4.4.2 | Soodejinta | 12 |
| 5 | SHAQAALAYSIINTA DAWLADDA 2018 ILAA 2023 | 14 |
| 6 | CIMILADDA | 15 |
| 6.1 | ROOBABKA DA'AY 2022 | 15 |
| 7 | WARBIXINTA HAB-SAMI U SOCODKA MIISAANIYADDA 2023 | 16 |
| 7.1 | Soo jireenka warbixinta wax-qabadka Miisaaniyadda..... | 16 |
| 7.2 | Dakhli Uruurinta Jan-June 2022 | 16 |
| 7.3 | Kharash-galka Dowladda Jan-June 2022 | 19 |
| 7.4 | Kharash galka Mashaariicda Bangiga Adduunka ee Jan-June 2022..... | 21 |
| 7.5 | Warbixinta Mashaariicda 2% Horumarinta Gobolada Barri ee 2022..... | 22 |
| 7.6 | Casriyeynta iyo hirgalinta Cutubtyada kale duwan ee SLFMIS-ka..... | 23 |
| 7.6.1 | Nuqulada kala duwan ee la hirgaliyey tan iyo markii la hirgaliyey Nidaamka SLFMISK-ka | 24 |
| 7.6.1.1 | Qeybta Qoondada saddex biloodka ah (Expenditure Warrant) | 24 |
| 7.6.1.2 | Qeybta Maamulka Kharash Bixinta (Expenditure Voucher)..... | 24 |
| 7.6.1.3 | Qeybta Dakhli Qabashada (Revenue Collection)..... | 24 |
| 7.6.1.4 | Qeybta Xisaab Xidhka (Financial Reports) | 24 |
| 7.6.1.5 | Qeybta Diyaarinta Miisaaniyadda (Budget Preparation Matual) | 24 |
| 7.6.1.6 | Qeybta Diyaarinta Mushaharka (paryrol Matual)..... | 25 |
| 7.6.1.7 | Qeybta libka (Purchase Matual)..... | 25 |



| | | |
|----------|---|-----------|
| 7.6.1.8 | Warbixinaha IPSAS (IPSAS Reports) | 25 |
| 7.6.1.9 | Qeybta diiwaan galinta hantida raagta (Asset Registration Mutual) | 25 |
| 7.6.2 | Nidaamyada kale ee Dowladda ee ay isku xidhmeen Nidaamka SLFMIS..... | 26 |
| 8 | MIISAANIYADA DOWLADDA DHEXE 2023..... | 27 |
| 8.1 | Siyaasadaha Miisaaniyadda 2023 | 27 |
| 8.1.1 | Siyaasadda Maaliyaddeed (fiscal policy) | 27 |
| 8.1.1.1 | Isku dheeli tirka Dakhliga iyo kharashka | 27 |
| 8.1.1.2 | Kor u qaadida saamiga ay Cashuuraha berrigu ka yihiin Dakhliga guud | 27 |
| 8.1.1.3 | Ilaalinta iyo kobcinta waxsoo-saarka gudaha | 27 |
| 8.1.1.4 | Diyaarinta Aagga loogu talo galay Warshadaha (industrial Zone) | 27 |
| 8.1.1.5 | Sii wadida Mashruuca Shaqo Qaran..... | 28 |
| 8.1.1.6 | Kaydka ku -talo galka Dhacdooyinka lama filaanka (Contingency fund)..... | 28 |
| 8.1.1.7 | Joojinta qaadista lacagaha aan sharciga ahayn (illegal fees)..... | 28 |
| 8.1.1.8 | Fududeynta Nidaamka Cashuur bixinta. | 28 |
| 8.1.1.9 | Hirgalinta dhamaan qaybihiisa kala duwan Nidaam Xisaabeeda iswada ee (SLFMIS)28 | |
| 8.1.1.10 | Ka Qayb qaadashada Diyaarinta Miisaaniyadda ee Bulshada rayidka ah..... | 28 |
| 8.1.2 | Siyaasadda lacageed (Monetary policy) | 29 |
| 8.1.2.1 | Sicir bararka | 29 |
| 8.1.2.2 | Isku bedelka Sarifka lacagaha | 29 |
| 8.1.3 | Meelaha Mudnaanta la siiyey Miisaaniyadda 2023..... | 30 |
| 9 | GUUD MARKA GUUD EE ODORASKA DAKHLIGA 2023..... | 31 |
| 9.1 | Meelaha la filayo in uu ka yimaado korodhka Dakhliga 2023 | 32 |
| 9.2 | Faah-faahinta Goobaha uu Dakhligu ka imanayo Miisaaniyadda 2023 | 32 |
| 9.3 | Odoros Dakhliga Kastamada oo Deegamaysan 2023 | 34 |
| 9.4 | Odoros-ka Dakhliga Cashuuraha Berriga 2023 oo Deegamaysan | 35 |
| 9.5 | Isbarbardhiga Dakhliga dhabta ah ee Cashuuraha Beriga 2018-2022 | 36 |
| 9.6 | Faah-Faahinta kharashka Miisaaniyadda 2023 | 37 |
| 9.6.1 | Saamiga Wadaagayaasha ee Miisaaniyadda 2023 | 37 |
| 9.6.1.1 | Amaanka | 38 |
| 9.6.1.2 | Maamulka | 39 |
| 9.6.1.3 | Caafimaadka | 40 |
| 9.6.1.4 | Waxbarshada | 40 |
| 9.6.1.5 | Tamarta | 41 |
| 9.6.1.6 | Waxsoo-saarka..... | 41 |
| 9.6.1.7 | Deegaanka | 42 |
| 9.6.1.8 | Biyaha | 42 |
| 9.6.1.9 | Dhaqaalaha | 43 |
| 9.6.1.10 | Kaabayaasha Dhaqaalaha..... | 43 |
| 9.6.1.11 | Wadaagaha kale (cross-cutting Sector) | 44 |
| 9.6.2 | Soo Koobida Qeybaha Miisaaniyadda 2023 | 45 |
| 9.6.2.1 | Kharashka Shaqaalaha | 46 |



| | | |
|-----------|---|--------------|
| 9.6.2.2 | Karashka Alaabta & Adeegga Ama Hawl socodsiinta | 46 |
| 9.6.2.3 | Hantida Raagta..... | 47 |
| 9.6.2.4 | Mashaariicda Kale ee Dawladda..... | 47 |
| 9.6.2.5 | Kaalmooyinka & Daryeelka Bulshada ee Dawladdu Bixiso | 47 |
| 9.6.2.6 | Daynta Qaranka | 48 |
| 9.6.2.7 | Kharashka lama filaanka ah..... | 48 |
| 10 | MASHAARIICDA AY MAALGALINAYAAN QAADHAAN BIXIYEYAASHU 2023.... | 49 |
| 10.1 | Mashaariicda Baanka Adduunka (World Banka Projects)..... | 49 |
| 10.1.1 | Mashruuca Dib u Habeynta Shaqaalaha Dawladda | 49 |
| 10.1.2 | Mashruuca Horumarinta Korontada..... | 50 |
| 10.1.3 | Mashruuca Biyoole | 50 |
| 10.2 | Sanduuqa Horumarinta Somaliland (SDF)..... | 50 |
| 10.3 | Mashaariicda kobcinta dhaqaalaha Dadka Nugul iyo Horumarinta kaabayaasha dhaqaale ee bulshada..... | 51 |
| 10.4 | Mashruuca Maamulka khatarta Dabiiciga ah iyo Cuntada | 52 |
| 10.5 | Mashruuca Maamul daadajinta Dawaladah Hoose (JPLG) | 52 |
| 10.6 | Mashruuca Horumarinta Magaalada Berbera | 53 |
| 11 | MIISAANIYADDAHA DOWLADDAHA HOOSE IYO HAY'ADDAHA MADAXABANAAN EE 2023..... | 54 |
| 11.1 | Miisaaniyadda Hay'addaha Madaxabanaan ee 2023 | 54 |
| 11.2 | Miisaaniyaddaha Dowladdaha Hoose ee 2023..... | 54 |
| 12 | DAKHLIYADA MIISAANIYADDA KA BAXSAN EE AY QABATO W/H/MAALIYADDU | 56 |
| | Dakhliga Guud ee 2023 | 64-67 |
| | Miisaaniyadda Guud ee Dawladda 20232 | 66-70 |
| | Qorshaynta Miisaaniyadda 2023 ee Qaybaha Dalka (Summary)..... | 71 |
| | Faahfaahinta Qorshaha Miisaaniyadda ee Qaybaha Dalka | 72-74 |
| | Qorshaha Isticmaalka Miisaaniyadda ee 2023 (Summary) | 75 |
| | Faahfaahinta Qorshaha Isticmaalka Miisaaniyadda ee 2023 | 76-85 |
| | Soo koobidda Mashaariicda Deeqaha Dibedda ee 2022 (Multi-lateral Fund)..... | 86-88 |
| | Faahfaahinta Mashaariicda Deeqaha Dibedda 2022 (Multi-lateral Fund)..... | 89-99 |



Shaxda Miisaaniyadda Wasaaraddaha & Hayaaddaha 2023

| | |
|--|-----|
| Difaaca | 99 |
| Difaaca | 101 |
| Ciidanka Asluubta | 103 |
| Ciidanka Booliska | 105 |
| Ciidanka Ilaalada Xeebaha | 107 |
| Ciidanka Socdaalka | 109 |
| Ciidanka Dabdamiska | 111 |
| Wasaaradda Gaashaandhigga | 113 |
| Difaaca | 115 |
| Wasaaradda Horumarinta Biyaha | 117 |
| Komishanka Aids-ka Qaranka | 119 |
| Wasaaradda Horumarinta Caafimaadka | 121 |
| Komishanka Mihnedlayaasha Caafimaadka | 124 |
| Hay'adda Dhawrista Tayada | 126 |
| Hay'adda U Diyaargarawga Aafooyinka & Kaydka Raashinka | 128 |
| Wasaaradda Deegaanka & Isbeddelka Cimilada | 130 |
| Wasaaradda Horumarinta Miyiga | 132 |
| Wasaaradda Qorshaynta & Horumarinta Qaranka | 134 |
| Wasaaradda Horumarinta Maaliyadda | 136 |
| Hay'adda Caymiska Qaranka | 139 |
| Wasaaradda Ganacsiga & Dalxiiska | 140 |
| Hay'adda Aagga Cashuuraha ka Caaggan | 142 |
| Gudiga Qandaraasyada Qaranka | 144 |
| Wasaaradda Horumarinta Maalgashiga & Wershedaha | 146 |
| Wasaaradda Jidadka & Horumarinta Waddooyinka | 148 |
| Wasaaradda Isgaadhsiinta & Teknoolojiyada | 150 |
| Wasaaradda Hawlaha Guud, Dhulka & Guriyeynta | 152 |
| Qasriga Madaxtooyada | 154 |
| Golaha Guurtida | 157 |
| Golaha Wakiilada | 159 |
| Maxkamadda Sare | 161 |
| Maxkamadaha Hoose | 163 |
| Xeerilaalinta Guud Ee Qaranka | 165 |
| Hay'adda Shaqaalaha Dawladda | 167 |
| Machadka Shaqaalaha Dawladda | 169 |
| Hantidhawraha Guud Ee Qaranka | 171 |
| Garyaqaanka Guud Ee Qaranka | 173 |
| Wasaaradda Arrimaha Debadda & Xidhiidhka Caalamiga ah | 175 |
| Wasaaradda Cadaaladda | 177 |
| Komishanka Xuquuqal-Insaanka Qaranka | 179 |



| | |
|---|-----|
| Wasaaradda arrimaha Gudaha | 181 |
| Wasaaradda Dastuurka & Xidhiidhka Golayaasha | 183 |
| Gudiga Dib U Habaynta Shuruucda | 185 |
| Gudiga Doorashooyinka Qaranka | 186 |
| Gudiga Maamul-wanaaga & Ladagallanka Musuq-maasuqa | 188 |
| Gudiga Diwaangelinta Ururada | 190 |
| Wasaaradda Macdanta & Tamarta | 192 |
| Komishanka Tamarta | 194 |
| Wasaaradda Waxbarashada & Sayniska | 196 |
| Gudiga Tacliinta Sare | 199 |
| Wasaaradda Horumarinta Beeraha | 201 |
| Hay'adda Cilmibaadhista Beeraha | 203 |
| Wasaaradda Xannaanada & H. Kalluumaysiga | 205 |
| Wasaaradda Warfaafinta, Dhaqanka & Wacyigelinta | 207 |
| Wasaaradda Diinta & Awqaafta | 209 |
| Wasaaradda Shaqogelinta, Bulshada & Qoyska | 211 |
| Wasaaradda Ciyaaraha & Dhallinyarada | 213 |
| Hay'adda Qaxootiga & Barokacayaasha | 215 |
| Jamciyadda Mujaahidiinta Sooyaal | 217 |
| Dawladdaha Hoose | 218 |
| Hay'adaha Madaxa-banaan | 219 |
| Miisaaniyadda 2023 ee Deeqaha Caalamiga ah | 220 |
| Formka Dhismayaasha Miisaaniyadda Dowladda Dhexe 2023 | 221 |
| Formka Faahfaahimaha kale ee Miisaaniyadda 2023 | 223 |
| Formka Faahfaahinta Kalmooyinka Miisaaniyadda 2023 | 225 |



Liiska Shaxaha

| | |
|---|----|
| SHAXDA 1: Miisaaniyadda Guud ee Qaranka ee 2023 | 1 |
| SHAXDA 2: Muuqaalka Saadaasha Dhaqaalaha Somaliland ee Mudada Dhexe | 3 |
| SHAXDA 3: korodhka Waxsoosaarka Guud (GDP) iyo sicir bararka gaar Dalalka ay Somaliland Ganacsi wadaaga leeyihiin iyo kuwa ay jaarka yihiin (2021-2023) | 5 |
| SHAXDA 4: Cel-celiska Xadiga Sicir-bararka oo Sadex-biloode ah (2021-2022) | 8 |
| SHAXDA 5: Isbarbardhigga Xadiga Sarrifka Shilinka Somaliland iyo Doolarka Oo Rubucle ah (Jan-June 2021-2022) | 9 |
| SHAXDA 6: Is-barbardhiga Wadarta Tirada Xoolaha Dhoofay oo Rubucle ah Sanaddaha (2020, 2021, 2022)..... | 11 |
| SHAXDA 7: Qiimaha Alaabta soo Degtay Jan-June 2022 | 12 |
| SHAXDA 8: Xaaladaha Koritaan ee Muddada Dhexe ee Wadarta Qiimaha Wax-soodejinta..... | 13 |
| SHAXDA 9: Shaxda Korodhka Tirada Shaqaalaha Dowladda Dhexe ee 2018 ilaa 2023 | 14 |
| SHAXDA 10: Dakhli Ururinta dhabta ah oo la barbardhigay Odoraska Miisaaniyadda SLSH (Jan-June 2022) | 17 |
| SHAXDA 11: Meelaha Mudnaanta la siiyay Miisaaniyadda 2023..... | 30 |
| SHAXDA 12: Isbarbardhiga Soo Koobida Qeybaha Waaweyn ee Dakhliga 2022-2023..... | 32 |
| SHAXDA 13: Faah-Faahinta Goobaha uu Dakhligu ka imanayo Miisaaniyadda 2023 | 33 |
| SHAXDA 14: Odoraska Dakhliga Kastamada ee Miisaaniyadda 2023 oo Deegaamaysan..... | 34 |
| SHAXDA 15: Odoraska Dakhliga Cashuuraha Berriga ee Miisaaniyadda 2023 oo Deegaamaysan..... | 35 |
| SHAXDA 16: Soo Koobida Saamiga Wadaagayaashu ka yihiin Miisaaniyadda 2023..... | 37 |
| SHAXDA 17: Wadaagaha Amaanka iyo Difaaca | 38 |
| SHAXDA 18: Wadaagaha Maamulka..... | 39 |
| SHAXDA 19: Wadaagaha Caafimaadka | 40 |
| SHAXDA 20: Wadaagaha Waxbarashada..... | 40 |
| SHAXDA 21: Wadaagaha Tamarta | 41 |
| SHAXDA 22: Wadaagaha Wax-soosaarka | 41 |
| SHAXDA 23: Wadaagaha Deegaanka..... | 42 |
| SHAXDA 24: Wadaagaha Biyaha | 42 |
| SHAXDA 25: Wadaagaha Dhaqaalaha..... | 43 |
| SHAXDA 26: Wadaagaha Kaabayaasha Dhaqaalaha..... | 44 |
| SHAXDA 27: Wadaagayaasha Kale (Cross-Cutting Sector)..... | 44 |
| SHAXDA 28: Soo Koobida Qeybaha Waaweyn ee Kharashka Miisaaniyadda 2023..... | 45 |
| SHAXDA 29: Mashaariicda ay Maalgalinayaan Qaadhaan-bixiyayaashu Miisaaniyadda 2023 | 49 |
| SHAXDA 30: Faaf-faahinta Mashaariicda Sanduuqa (SDF) oo Deegaamaysan | 51 |
| SHAXDA 31: Miisaaniyadda Hay'addaha Madaxbanaan ee Sanadka 2023..... | 54 |
| SHAXDA 32: Odoraska Miisaaniyadda Dowladdaha Hoose ee Sanadka 2023 ee Degmooyinka Derejada "A" | 54 |
| SHAXDA 33: Miisaaniyadda Dowladdaha Hoose Sanadka 2023 | 55 |
| SHAXDA 34: Dakhliga Miisaaniyadda ka baxsan ee ay qabatay W/H/Maaliyaddu Jan-Sep 2022 iyo Odoraskooda 2023 | 56 |
| SHAXDA 35: Kharashyada Miisaaniyadda ka baxsan ee ay Wareejisay W/H/Maaliyaddu Jan-Sep 2022 iyo Odoraskooda 2023 ... | 56 |



Liiska Jaantuusyada

| | |
|--|----|
| Jaantuus 1: Isbed-beddelka Wax-soosaarka Guud ee Gudaha (GDP) iyo Saadaasha Mudada Dhexe | 3 |
| Jaantuus 2: Sicir-bararka Qeybaha Waaweyn oo sanadle ah (Sanadka laga duulayo 2012)..... | 8 |
| Jaantuus 3: Xadiga Sicir Bararka Qeybaha Waaweyn oo Sanadle ah 2020-2022 (Sanadka laga Duulayo 2012) | 9 |
| Jaantuus 4: Heerka Sarifka Shilinka Somaliland iyo Doolarka iyo Heerka Sicir-bararka oo bille ah (Jan-june 2021-2022) | 10 |
| Jaantuus 5: Xawaaladaha Lacagaha la soo diray iyo kuwa laga diray Somaliland oo Rubucle ah (2019-2022 US Millions) | 11 |
| Jaantuus 6: Wadarta Xoolaha Dhoofay oo Bille ah (2019-2022)..... | 12 |
| Jaantuus 7: Koritaanka Heerka iyo Qiimaha Wax-soodejinta Somaliland ee Xaaladaha Kala duwan ee Muddada Dhexe | 13 |
| Jaantuus 8: Shaxda Korodhka Tirada Shaqaalaha Dowladda Dhexe ee 2018 ilaa 2023 | 14 |
| Jaantuus 9: Roobabka Da'ay 2022 | 15 |
| Jaantuus 10: Odoraska Dakhliga iyo Dakhliga dhabta ah ee Sannadaha 2017-2020 | 16 |
| Jaantuus 11: Shanta shay ee ka kormaray Odoraska iyo Shanta shay ee ka hoos maray Odaraskoodii (Jan-June 2022) | 18 |
| Jaantuus 12: Wadarta Dakhli Ururinta Jan-June iyo Hay'addaha ka Masuulka ah (Billions SLSH) | 18 |
| Jaantuus 13: Dakhli-Ururinta Kastamada (Bidix) iyo Cashuuraha Berriga (Midig) oo goobaysan (Jan-June 2022)..... | 19 |
| Jaantuus 14: Kharash-galka Dowladda oo Sadexbilooh leh ah (2019-2022, Billions SLSH)..... | 20 |
| Jaantuus 15: Soo Koobida Kharash-galka Dowladda ee Qeybaha Waaweyn (Jan-June 2022) oo aanay ku jirin Deeqaha Banggiga Adduunku, Billions slsh..... | 20 |
| Jaantuus 16: Kharash-galka Dowadda ee Jan-June oo Wadaagaysan | 21 |
| Jaantuus 17: Isbarbar-dhiga soo koobida Qeybaha Waaweyn kharashgalka Dowladda ee Sadexbiloohka labaad (2021-2022)..... | 21 |
| Jaantuus 18: Dakhliga iyo Kharashgalka Mahsaariicda uu Bangiga Adduunku Maalgeliyo inta u dhaxaysay Jan-June 2022, Billions | 22 |
| Jaantuus 19: kharashgalka Mashaariicda Banggiga Adduunka ee Sanadadda (2020-2021) | 22 |
| Jaantuus 20: Soo Koobida Goobaha uu Dakhligu ka imanayo Miisaaniyadda 2023 | 33 |
| Jaantuus 21: Saamiga Goob waliba ka tahay Wadarta Guud ee Kastamada Miisaaniyadda 2023..... | 35 |
| Jaantuus 22: Saamiga Goob waliba ka tahay Wadarta Guud ee Odoroska Miisaaniyadda 2023 ee Cashuuraha Berriga..... | 36 |
| Jaantuus 23; Isbarbardhiga Dakhliga Dhabta ee Cashuuraha Berriga 2018-2021..... | 37 |
| Jaantuus 24: Saamiga Wadaagayaashu ka yihiin Miisaaniyadda 2023 | 38 |
| Jaantuus 25; Soo Koobida Saamiga Qeybaha Miisaaniyadda 2023 | 46 |

Liiska Appendices

| | |
|---|----|
| Appendix 1: Liiska Mashaariicda Biyo Balaadhinta Magaalooyinka ee 2023 | 56 |
| Appendix 2: Liiska Mashaariicda Dhaamamka ee 2023..... | 56 |
| Appendix 3: Liiska Mashaariicda Ceelasha ee Miis 2023 | 57 |
| Appendix 4: Baaqiga Mashaariicda Socda | 57 |
| Appendix 5: Liiska Mashaariicda 2% Gobolada Barri ee Sool iyo Sanaag ee Sanadka 2022..... | 57 |
| Appendix 6: Liiska Dhismayaasha iyo libsigu Hantida Raagta ee Miisaaniyadda 2023 | 58 |



1 Hordhac

Miisaaniyadda 2023 waxay ka kooban tahay:

1. Miisaaniyadda Dawladda Dhexe
2. Miisaaniyadda Hay'adaha Madaxa-banaan
3. Miisaaniyadda Dawladaha Hoose
4. Miisaaniyada Sanduuqa Horumarinta Somaliland ee ay maalgeliyaan wadamada Deeq bixiyeyaashu (Somaliland Development fund)
5. Miisaaniyadda Mashruuca Maamul-daadejinta (JPLG)
6. Miisaaniyadda Mashaariicda Bangiga Aduunka
7. Miisaaniyadda Mashruuca GIZ
8. Miisaaniyadda Mashruuca Iled.
9. Mashruuca Horumarinta Magaalada Berbera

Isugeynta guud ee Miisaaniyada sannadka 2023 waa **3,581,440,706,340 sh.**, sida shaxda hoose ka muuqata. Miisaaniyadda dawladda dhexe waa **2,530,336,471,862**, taas oo ka badan tii hore **119,883,577,527 sh** una dhiganta **5%**.

SHAXDA 1: Miisaaniyadda Guud ee Qaranka ee 2023

| Faah-faahinta | Miisaaniyadda 2022 | Miisaaniyadda 2023 | Faraqa | % Isbed delka | % Saamiga Guud |
|---|--------------------------|--------------------------|------------------------|---------------|----------------|
| Miisaaniyadda Dowladda Dhexe | 2,410,452,894,335 | 2,530,336,471,862 | 119,883,577,527 | 5% | 71% |
| Miisaaniyadda Dowladdaha Hoose | 528,878,259,786 | 589,899,197,085 | 61,020,937,299 | 12% | 16% |
| Miisaaniyadda Hay'addaha Madaxa -banaan | 276,986,730,707 | 277,792,895,534 | 806,164,827 | 0% | 8% |
| Miisaaniyadda Mashaariicda Bangiga Aduunka | 51,889,758,410 | 31,434,732,990 | -20,455,025,420 | -39% | 1% |
| Miisaaniyada Sanduuqa (SDF) | 96,854,072,980 | 77,146,510,000 | -19,707,562,980 | -20% | 2% |
| Miisaaniyadda Mashruuca Maamul-daajejinta Dowladdaha hoose (JPLG) | 19,894,061,320 | 18,069,907,869 | -1,824,153,451 | -9% | 1% |
| GIZ (RDRM Project) | 27,132,000,000 | 16,800,000,000 | -10,332,000,000 | -38% | 0% |
| ILED (Iled Project) | 35,714,728,000 | 21,760,991,000 | -13,953,737,000 | -39% | 1% |
| Mashruuca Horumarinta M.berbera (UN HABITAT) | - | 18,200,000,000 | | | 1% |
| Wadarta Guud | 3,447,802,505,538 | 3,581,440,706,340 | 133,638,200,802 | 4% | 100% |



2 Guud-marka Dhaqaalaha

Abaartii dhacday sanadkii 2017 iyo xayiraadii dhoofka Xoolahu waxay sababeen in Dhaqaaluhu hoos u dhaco. Balse dhaqaalaha ayaa ka soo kabtay hoose u dhacii ku yimid 2017, isla markaana sameeyay kor u kac sanadada 2018 iyo 2019.

Kobocii Dhaqaaluhu sameeyay 2019, waxa mar kale dhaawacay oo hoos u dhigay Xanuunka Safmarka noqday ee Covid-19, kaas oo sababay hoos u dhac dhaqaale.

Ka soo kabashada hoos u dhaca dhaqaale ee uu sababay Covid-19 ayaa la rajaynayey in Xaaladu ku soo noqoto caadigeedii, balse waxa lamaaneeyay oo rajadii la qabay hoos u dhigay Gubashadii Suuqii ugu weynaa Somaliland ee Waaheen iyo Duulaanka uu Ruushku ku qaaday Yuk-reyn oo gabi ahaanba Dhaqaalihii Caalamka hoos u dhac weyn ku keenay

Sannadka 2023 iyo muddada dhexeba, dawladdu waxa ay filaysaa inaan la helin kobac badan oo dhaqaaluhu sameeyo sababaha aan kor ku soo sheegnay awgood.

2.1 Muuqaalka Saadaasha Dhaqaale ee Somaliland

Muuqaalka dhaqaalaha Somaliland ayaa weli ah mid aan la hubin. Saadaasha ayaa si joogto ah dib -u -eegis loogu sameeyaa si ka badan sidii caadiga ahayd si loo helo xogo badan oo lagu go'aan qaato. Iyadoo laga duulayo hoos-u-dhaca dhaqaalaha ee sannadka 2022 oo ay sababeen Gubashadii suuqa waaheen, Dagaalka u dhexeeya Ruushka iyo Yuk-reyne, Abaaraha inagu soo noqnoqday iyo Riiqdii ka dhalatay Xanuunka safmarka ee Covid-19. tilmaamayaasha furaha u ah Dhaqaalaha Ayaan wanaagsanyn marka la eego 6 biloodka hore ee sanadka 2022.

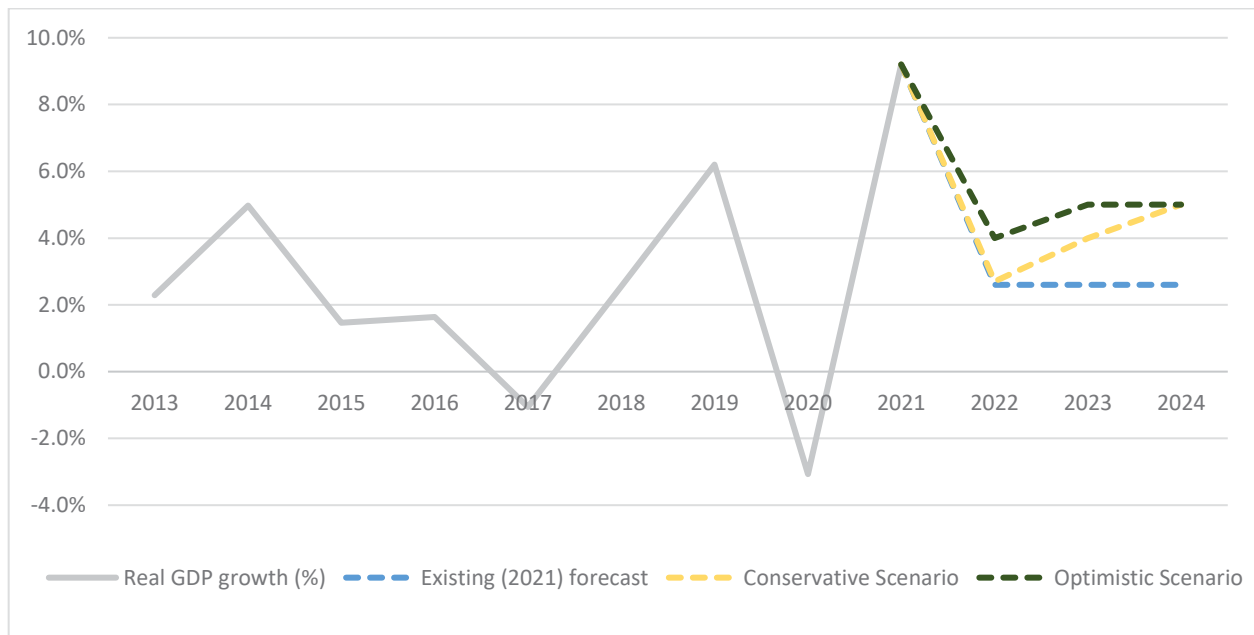
Warbixintii ugu dambaysay ee ka soo baxday Wasaaradda Qorshaynta Qaranka iyo Horumarinta ee ku saabsanyd Wax-soo-saarka guud ee gudaha (GDP), waxay muujinaysaa in dhaqaalaha Somaliland sameeyey soo kabasho xoogan sanadka 2021, kaas oo noqday **9.2%**, kana soo hinqaday hoos u dhacii uu sameeyey dhaqaaluhu sanadkii 2020 oo ahaa **-3.2%**.

Bangiga Aduunku wuxu Saadaalinayaa in Dhaqaalaha Caalamku sameeyo hoos u dhac ah 3% sanadka 2022 marka loo eego kobocii uu sameeyey sanadkii 2021. Sidaa si la mid ah, waxa la saadaalinayaa in Wadamada saxaraha ka hooseeya dhaqaalahoodu hoos u dhici doono sanadka 2022, kaas oo la finayo inuu noqdo 3.6% halka uu sanadkii 2021 ka ahaa 4%

Dhanka kale, Wasaaradda Horumarinta Maaliyaddu waxay Saadaalinaysaa in wax soo saarka Guud ee Guduhu (GDP) uu noqon doono 2.7% sannadka 2022, taas oo aad uga yar korodhkii i uu Dhaqaaluhu sameeyey sanadkii 2021 ka hor Dagaalka Yuk-reyn iyo gubashadii suuqa waaheen oo uu ahaa 9.2%.



Jaantuus 1: Isbed-beddelka Wax-soosaarka Guud ee Gudaha (GDP) iyo Saadaasha Mudada Dhexe



SHAXDA 2: Muuqaalka Saadaasha Dhaqaalaha Somaliland ee Mudada Dhexe

| Scenarios | | 2019a | 2020a | 2021a | 2022f | 2023f | 2024f |
|---------------------------|----------------|-------|-------|-------|-------|-------|-------|
| Existing forecast | | | | | 2.6% | 2.6% | 2.6% |
| Scenario 1 (optimistic) | GDP (USD m) | 2,346 | 2,274 | 2,483 | 2,550 | 2,652 | 2,785 |
| | GDP growth (%) | 6.2% | -3.1% | 9.2% | 4.0% | 5.0% | 5.0% |
| Scenario 2 (conservative) | GDP (USD m) | 2,346 | 2,274 | 2,483 | 2,583 | 2,712 | 2,847 |
| | GDP growth (%) | 6.2% | -3.1% | 9.2% | 2.7% | 4.0% | 5.0% |

Source: MoNPD data, MOFD estimates

a=Actual

f= Estimate



3 Hantaaqooyinka Guud ee ku yimid Dhaqaalaha

Somaliland Caalamka intiisa kale ayay kaga xidhan tahay xidhiidhada dhaqaale. Hoos-udhaca dhaqaale ee dunida ku Yimid ee ay la yimaaddeen safmarka COVID-19, Dagaalka Ruushka iyo Yuk-reyn, Abaaraha soo noqnoqday iyo Gubashadii Suuqa Waaheen. intaas oo is biirsatay waxa ay saamayn taban oo daran ku yeeshay dhaqaalaha maxalliga ah (sida ganacsiga oo is dhima, xawaaladaha oo hoos u dhacay, sicir-barar, cunto yaraan iyo dakhliga dawladda oo yaraaday. iwm.). Fahamka iyo saamaynta hantaaqooyinkani muhiim ayey u yihiin saadaalinta doorsoomayaasha dhaqaalaha guud iyo xulashada siyaasado hufan oo meelmar noqon kara oo Maaliyadeed iyo lacageed ee muddada dhexe.

3.1 Saamaynta Caalamiga ah ee Xanuunka Safmarka ah ee COVID-19

Laga soo bilaabo dabayaaqadii Sannadkii 2019, safmarka COVID-19 waxa uu caalamka ku hayey khasaare nafeed iyo mid Dhaqaale oo sii kordhaya iyada oo 600 Million oo qof laga helay cudurka, in ka badan 6.4 Million oo dhimasho ahna la diiwaangeliyey ilaa hadda. Badbaadinta nololsha dadka iyo ka-diyaargarowga caafimaad waxa ay kelliftay in karantiimooyin la sameeyo, la kala fogaado, la xidho ganacsiyo badan. Tallaabooyinka lagu xakamaynayo cudurka ee dunidu qaadatay waxa ay culays laxaad leh saareen dhaqaalihii iyada oo ay kala gooyeen qulqulkii ganacsiga, la waayey dakhli, shaqo la'aani timid, ganacsiyadii xidhmeen, dakhligii dawladdu hoos u dhacay ama laga leexiyey meelihii horumarinta loogu talo galay.

Haddii tallaabooyinka dawlada hore u maray ay kula tacaalayaan safmarka lagu guuleysto, waxa ay saamayn togan ku yeelan doontaa dawlada soo koraya oo ku tiirsan xawaaladaha iyo deeqaha. Hay'adda Lacagaha Dunidu (IMF) waxa ay tilmaamaysaa inaan la hubin in dhaqaalaha dunidu si dhakhso ah uga soo kaban Karin saamaynta dhaqaale ee safmarka.

Waxa la saadaalinayaa in Caalamka ay soo wajahayso hoos u dhacii dhaqaale ee ugu xumaa ee la arko 80 –kii sano ee u dambeeyay.

Bangiga Aduunku wuxu saadaalinayaa in dhaqaalaha Caalamku noqdo 2.9% sanadka 2022, halka uu 5.9% ka ahaa sanadkii ka horeeyay ee 2021, kaas oo ah heerkii ugu hoosaysay ee uu gaadho mudo laga joogo 80 sano.

Dhanka kale, waxa la saadaalinayaa in Wadamada saxaraha ka hooseeya dhaqaalahoodu hoos u dhici doono sanadka 2022, kaas oo la finayo inuu noqdo 3.6% halka uu sanadkii 2021 ka ahaa 4%

3.2 Saamaynta Dagaalka Ruushka iyo Yuk-reyn

Dhaqaalaha caalamku waa mid ay waxyeelooyin joogto ah ku hayaan dhibaatooyinka kala dambeeyay ee Covid-19 iyo dagaalka Yuk-reyn.

In ka badan laba sano oo uu socday Xanuunka safmarka ah ee Covid-19, Duulaanka uu Ruushku ku qaaday Yuk-reyn ayaa markale carqaladeeyey rajadii laga qabay soo kabasho uu sameeyo dhaqaalaha Caalamku, kaas oo sababay hoos u dhac ku yimid Guud ahaan Dhaqaalihii caalamka sida, qulqulkii badeecadaha oo yaraaday, sicir barar, qiimaha tamarta oo kor u kacay, cunto yaraan iyo xaalada dhaqaale oo adag.



Kor u kaca meceeshada Cuntada iyo shidaalka ayaa cirka isku shareeray, taas oo la saadaalinayo in cunto yaraan, macaluuc, nafaqo daro iyo saboolnimo soo wajahdo dalalka wax soo saarkoodu hooseeye ee ku tiirsanaa waxyaabaha dibeda looga keeno.

Ruushka iyo Yuk-reyn ayaa guud ahaan soo saara 30% Qamadiga Dunida, halka uu Ruushku kaligii 40% gaasta lagu isticmaalo yurub isagu ka iibiyo.

Markan eegno Qaarada Africa iyo siday ugu tiirsan tahay Qamadiga dibeda ay ka soo dhoofsadan, waxa la saadaalinayaa in sanadba sanadka ka dambeeya ay kor u sii kacayso baahida Qamidigu, isla markaana la saadaalinayo in sanadka 2025 Qaarada Afrika u baahan tahay 76 Milion tones oo Qamadi ah, taas oo 63% ay dibada uga imanayaa, isla markaana la rumaysanyahay hadii dagaaladu sii socdaan in Gaajo iyo Macaluul baahsan soo wajahi doonto.

Waxyaabaha kale ee ay dalalka Africanka ka soo dhoofsan jireen Rusia iyo Yuk-reyn ee tooska u taabtay wax ka mid ah: Bacarimiyaasha Beeraha iyo Xadiidka.

SHAXDA 3: korodhka Waxsoosaarka Guud (GDP) iyo sicir bararka gaar Dalalka ay Somaliland Ganacsi wadaaga leeyihiin iyo kuwa ay jaarka yihiin (2021-2023)

| | Real GDP growth (%) Koboca wax-soo saarka guud ee dhabta ah | | | Consumer prices annual (%) Qiimaha Sicirka oo Sanadleh ah | | |
|---------------------------|--|--------------------|--------------------|--|--------------------|--------------------|
| | Dhabta ah (Actual) | Dhabta ah (Actual) | Saadaal (forecast) | Dhabta ah (Actual) | Dhabta ah (Actual) | Saadaal (forecast) |
| | 2021 | 2022 | 2023 | 2021 | 2022 | 2023 |
| Euro Area | 5.3 | 2.8 | 2.3 | 2.6 | 5.3 | 2.3 |
| North America | 5.5 | 3.6 | 2.3 | 4.7 | 7.4 | 2.9 |
| Asia | 6.5 | 4.9 | 5.1 | 2.0 | 3.2 | 2.7 |
| Saudi Arabia | 3.2 | 7.6 | 3.6 | 3.1 | 2.5 | 2.0 |
| United Arab Emirates | 2.3 | 4.2 | 3.8 | 0.2 | 3.7 | 2.8 |
| Thailand | 1.6 | 3.3 | 4.3 | 1.2 | 3.5 | 2.8 |
| Malaysia | 3.1 | 5.6 | 5.5 | 2.5 | 3.0 | 2.4 |
| India | 8.9 | 8.2 | 6.9 | 5.5 | 6.1 | 4.8 |
| China | 8.1 | 4.4 | 5.1 | 0.9 | 2.1 | 1.8 |
| Sub-Saharan Africa | 4.5 | 3.8 | 4.0 | 11.0 | 12.2 | 9.6 |
| Kenya | 7.2 | 5.7 | 5.3 | 6.1 | 7.2 | 7.1 |
| Djibouti | 4.0 | 3.0 | 5.0 | 1.2 | 3.8 | 4.2 |
| Ethiopia | 6.3 | 3.8 | 5.7 | 26.8 | 34.5 | 30.5 |

Source: IMF World Economic Outlook—, April 2022

a=actual, f=forecast

3.3 Gubashadii Suuqa Waaheen

Soo kabashadii la filayey inuu sameeyo dhaqaalaha ka dib Covid-19, waxa markale soo wajaday masiibo kale oo baaxdeh oo ah gubashadii Suuqii weynaa ee Waaheen.

Suuqa waaheen wuxu ahaa suuq gacansiyeedka ugu weyn Somaliland, kaas oo u adeegi jiray guud ahaan Somaliland iyo Dalalka jaarkaba.

Masiibadan aan la filaynin waa mid si dab-ban iyo si toosa saamaynteedu u taabatay qoys kasta oo ka mid ah Somaliland.

Qiyaaso hor dhaca oo laga sameeyay Khasaaraha ka dhashay Gubashadii suuqa waaheen waxa lagu qiyaasay inay ku burburtay hanti gaadhaysa 1.5 ilaa 2 bilyan dollar, kuna burbureen ilaa 5,000 oo Meheradood.



Dhanka kale, waxa la saadaalinayaa in 10% la waayi daano dakhligii dowladu hore u Odorastay masiibadaa dhacday awgeed.

Walow Dowladdu ay itaalkeeda isugu geysay taakulaynta dadkii khasaarahu ka soo qaadhay iyo dib u dhiska Suuqii gubtay, hadana waa mid saameyntiisu sii jiri doonta dhowrka sano ee soo socda

3.4 Abaaraha

Somaliland, abaaruhu si joogto ah ayay dalka uga dhacayeen dhawr iyo tobankii sano ee u dambeeyay, waxaanay yeelanayeen saamayn kala duwan. Waxay saamayn dhaqaale oo taban ku yeelatay beeralayda iyo dhaqaalaha Gudaha. Dalku waxa uu u nuglaaday abaaro ka dib markii ay inta badan ku tiirsan yihiin xoolo-dhaqatada marka laga eego dhinaca noloshu iyo dhaqaalaha iyada oo xooluhu ay yihiin ilo muhiim u ah fursadaha shaqo, lacagta adag, isla markaana si weyn uga qayb qaata dakhliga dawladda iyo guud ahaan dhaqaalaha dalka. Kala duwanaanshaha cimilada iyo isbeddelka xaaladaha deegaanka ayaa ah arrimo muhiim ah oo had iyo jeer ay ka dhashaan abaaraha soo noqnoqda ee dalka oo dhan.

Hadda, xaaladda abaarta ayaa ka sii dareysa, ka dib markii laba xilli roobaad oo xidhiidh ah aanay wax Roobab ahi ka da'in gobollada qaar, halka kuwo kalena ay heleen waxoogaa aan badnayn. Tani waxa kale oo sii xoojisay ayax ku habsaday badi Gobolada dalka iyo Coronavirus oo saameeyay hab-nololeedka kumanaan qof. Hay'adda u diyaar garowga Aafooyinka iyo Kaydka Raashinka Qaranka ee NADFOR ayaa soo saartay warbixin toos ah oo ku saabsan la socodka abaaraha si ay xukuumadda iyo hay'adaha ay wada shaqaynta leeyihiin wax uga qabtaan xaaladda abaarta. Xukuumadda Somaliland waxa ay garwaaqsatay in xaaladda abaareed ee maanta jirta ay ka sii darayso, loona baahan yahay in si dhaw loo eego xaaladda jirta, isla markaana fiirto dheer iyo juhdi la geliyo sidii loo yarayn lahaa saamaynta ay abaaruhu ku yeeshen bulshada iyo dhaqaalaha. Madaxweynaha Somaliland waxa uu hawl-galiyay guddida heer qaran ee abaaraha (NDC), iyo NADFOR si ay u diyaariyaan qorshayaal iyo siyaasado lagu maaraynayo Abaaraha. Hadda abaaruhu waxay si xun u saameeyeen 810,000 oo qof kuwaas oo u baahan gargaar degdeg ah. Si kastaba ha ahaatee, haddii xaaladaha abaareed ee hadda jira ay sii jiraan saddexda bilood ee soo socda, waxa la saadaalinayaa wadarta guud ee dadka ay saameyn doontaa gaadhaan ilaa 1.5 milyan qof.

Maadaama ay xaaladdii ugu darnayd ee abaarta ahayd biyo la'aan, xukuumaddu oo kaashanaysa ganacsatada waaweyn ee dalka, waxay gaadhsiisay 24,600 booyadood oo biyo ah, kuwaas oo 72% ay bixiyeen dawladda iyo ganacsatada waaweyn, halka 28% ay bixiyeen hay'ado caalami ah.



3.5 Xayiraada Dhoofka Xoolaha

Sidaan wada ognahay, tan iyo markii uu dilaacay Xanuunka safmarka ee Covid-19, waxa dowlada sucuudigu yaraysay Tiradii xujaajta tagi jirtay Dalka Sucuudiga, taas oo keentay inay aad hoos ugu dhacaan Tiradii Xoolaha aan u dhoofin jirnay dalka Sucuudiga.

Sidaa awgeed, xayiraadaa sucuudigu saaray Xajka waxa ay inugu keentay in Dhaqaalihii inaga soo geli jiray dhoofinta Xoolaha wakhtiga Xajka la waayo, isla markaana uu is dhimo dakhligii aan hore ugu qoondaynay in uu inaga soo galo dhoofka xooluhu.

3.6 Xaalada Dalka aynu jaarka nahay ee Itoobiya

Itoobiya waa dal aynu jaar nahay kaas oo ay mudooyinkii dambe ka taagnaayeen xaalad siyaasadeed, isla markaana ay saameyn Amni iyo mid dhaqaalaba inagu keenayaan hadba xaaladda dalku sida ay tahay.

Hadaba, intii xaaladan siyaasadeed ka jirtay Itoobiya, waxa muuqata in uu is dhimay dakhligii aan ka heli jirnay badeecooyinkii u gudbi jiray dhanka Itoobiya, isla markaana ay mararka qaar hakad galaan badeecooyinka dhankooda inooga iman jirtay, sida Qaadka iyo Khudaarta kuwaas oo wax yeeleeyey guud ahaan Dakhliga.



4 Xaalada Guud ee Dhaqaalaha

4.1 Sicir-bararka

Sida ay tilmaamayso war-bixinta billaha ah ee Shaxda 4aad, guud ahaan sicirka alaabaha kala duwan ee dalka ayaa sareeyay lixdii bilood ee hore ee sanadkan 2022 (Jan- June) marka loo eego lix biloodkii sanadkii hore ee 2021 (Jan-June). Celcelis ahaan Lix biloodka hore ee sanadkan 2022 sicir bararku waxaa uu kordhay 7.3% marka loo eego lix biloodkii kal hore. Kor-u-kaca qiimaha alaabta oo ay ugu badan yihiin tamarta oo ay sababtay korodh ku yimi qiimaha shiidaalka oo kor-u-kacay dunida iyo Somaliland ba waxaa loo badaniyaa in uu keenay dagaalka ka dhacay dalka Ukrain iyo gubashadii suuqa Waaheen ee magaalada Hargeysa.

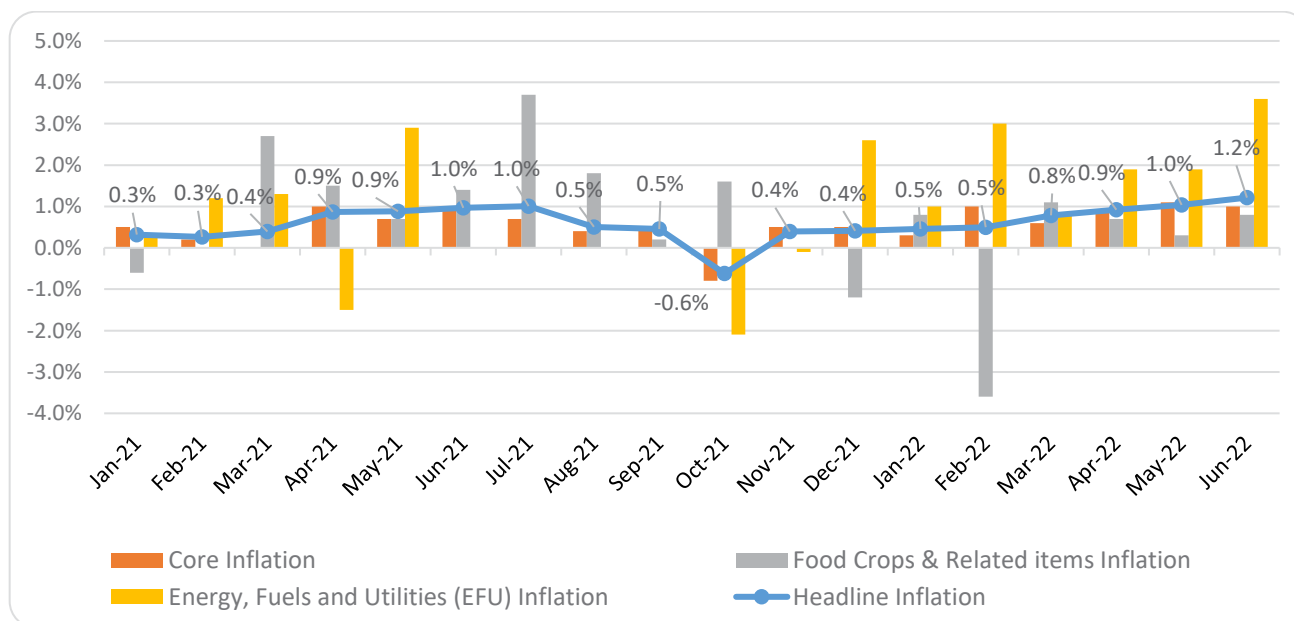
Kor-u-kaca sicirka alaabta ee xilligan ka jira Somaliland ayaa la filayaa in uu sidaa sii ahaado, iyada oo marka la eego ifafaalaha dhinaca xun wax ka eega (Pessimistic Scenario), wasaaradda horumarinta maaliyadda Somaliland saadaalinayso in xaddiga sicir-bararku gaadho 8% ilaa 9% inta ka ka hadhay sanadkan 2022. Dhinaca kale marka la eego ifafaalaha dhinaca wanaagsan wax ka eega (Optimistic Scenario) waxa uu sheegayaa in sicir-bararku hoos u soo dhaci doono isaga oo gaadhi doona 6.5% sanadkan 2022, sidaana kii socon doono sanadaha danbe oo noqdo 6.5% sanadka 2023 iyo 6% sanadka 2023.

Shaxda hoose waxa ay tilmaamaysaa celceliska isbedel ee xaddiga sicir-bararka oo isbarbardhig lagu sameeyay si rubucle ah sanadaha 2021 iyo 2022

SHAXDA 4: Cel-celiska Xadiga Sicir-bararka oo Sadex-biloode ah (2021-2022)

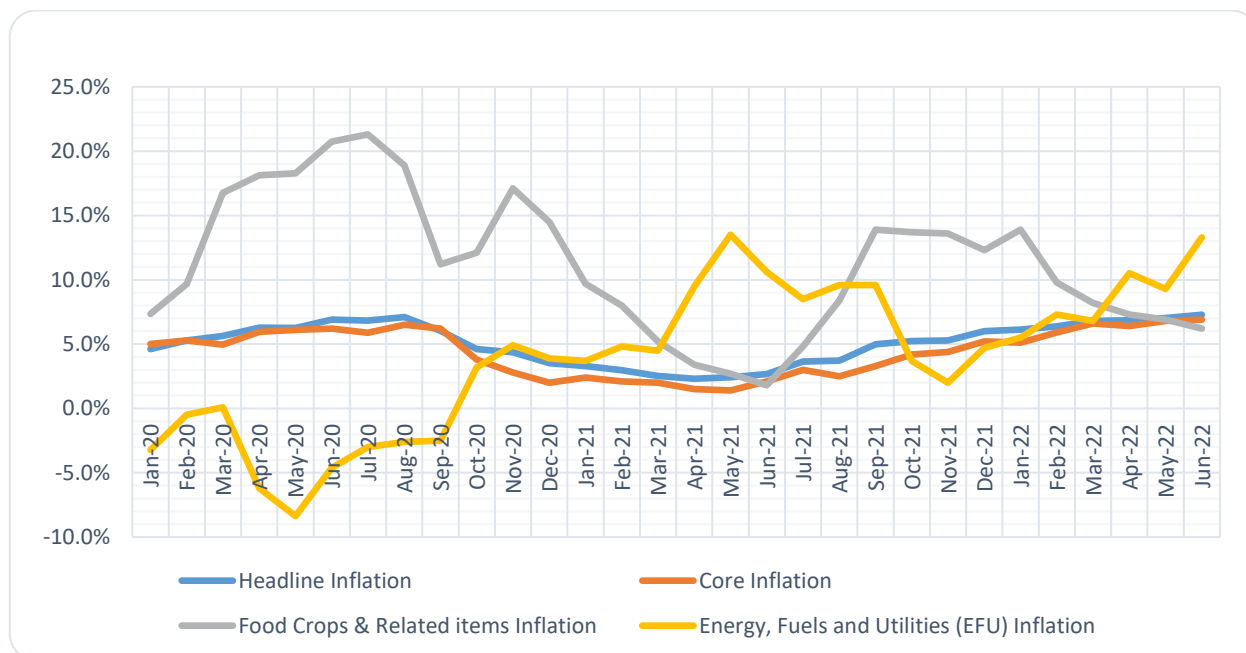
| Sadexbiloodka | Sicir-Bararka Alaabta Guud (Headline) | | Sicir-Bararka aanay ku jirin Cuntada iyo Tamartu (Core) | | Cuntada iyo wixii la Xidhiidha (Food crops & related items) | | Tamarta, Shiidaalka & Biyaha iwm) Energy, Fuels & Utilities (EFU) | |
|-------------------------|---------------------------------------|-------------|---|-------------|---|--------------|---|-------------|
| | 2021 | 2022 | 2021 | 2022 | 2021 | 2022 | 2021 | 2022 |
| Q1 | 0.3% | 0.6% | 0.2% | 0.6% | 0.7% | -0.6% | 0.9% | 1.6% |
| Q2 | 0.9% | 1.1% | 0.9% | 1.0% | 1.2% | 0.6% | 0.5% | 2.5% |
| Average Jan-June | 0.6% | 0.8% | 0.6% | 0.8% | 1.0% | 0.02% | 0.7% | 2.0% |

Jaantuus 2: Sicir-bararka Qeybaha Waaweyn oo sanadle ah (Sanadka laga duulayo 2012)





Jaantuus 3: Xadiga Sicir Bararka Qeybaha Waaweyn oo Sanadle ah 2020-2022 (Sanadka laga Duulayo 2012)



4.2 Sarrifka Lacagta

Marka la qiimeeyo celcelis ahaan qiimaha sarrifka Lacagta shillinka Somaliland iyo doolarka ee lix biloodkii hore ee sanadkan 2022 waxaa u ahaa 8,496 SLSh, halka uu ka ahaa sarrifku lix biloodkii sanadkii hore ee 2021 8,500 SLSh. Taas uu tilmaamaysa in qiimaha shilling ka Somaliland uu qiimo kordhay lix biloodkii hore ee sanadkan 0.1%.

Bangiga Somaliland oo kaashanaya Wasaaradda Horumarinta Maaliyadda iyo daneeyayaasha kale, ayaa salka u dhigay kuna guulsaytay inay xasiliyaan isku bedelka shillinka Somaliland iyo Doolarka Maraykana, isla markaana saamaynta uu samaynayey ay yarayd laga soo bilaabo March 2019-kii.

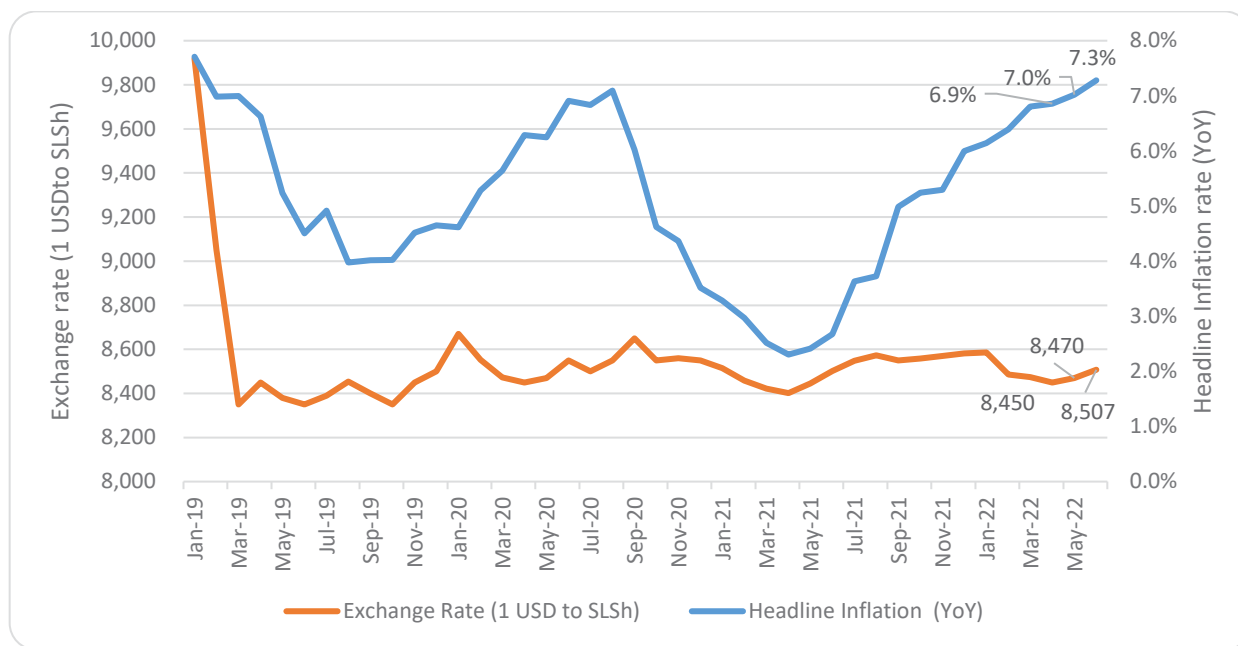
Dhinaca kale Bangigga Somaliland iyo Wasaaradda Horumarinta Maaliyaddu waxa ay saadaalinayaan in sarrifka shilinka ee Doolarka maraykanka lagu hayn doona 8,000 ilaa 8,500 SLSH/USD, oo ah siyaasadda bangiga somaliand ee maamulidda sarrifka Lacagta.

SHAXDA 5: Isbarbardhigga Xadiga Sarrifka Shilinka Somaliland iyo Doolarka Oo Rubucle ah (Jan-June 2021-2022)

| Sadex-biloodka | 2021 | | 2022 | | Sanadba sanadka ka dambeeya (YOY%) |
|--------------------|--------------|-------|--------------|-------|------------------------------------|
| | Sarrif | % | Sarrif | % | |
| Sadexbiloodka 1aad | 8,473 | -0.9% | 8,515 | -0.6% | 0.5% |
| Sadexbiloodka 2aad | 8,527 | 0.6% | 8,476 | -0.5% | -0.6% |
| Celcelis | 8,500 | | 8,496 | | -0.1% |



Jaantuus 4: Heerka Sarifka Shilinka Somaliland iyo Doolarka iyo Heerka Sicir-bararka oo bille ah (Jan-june 2021-2022)



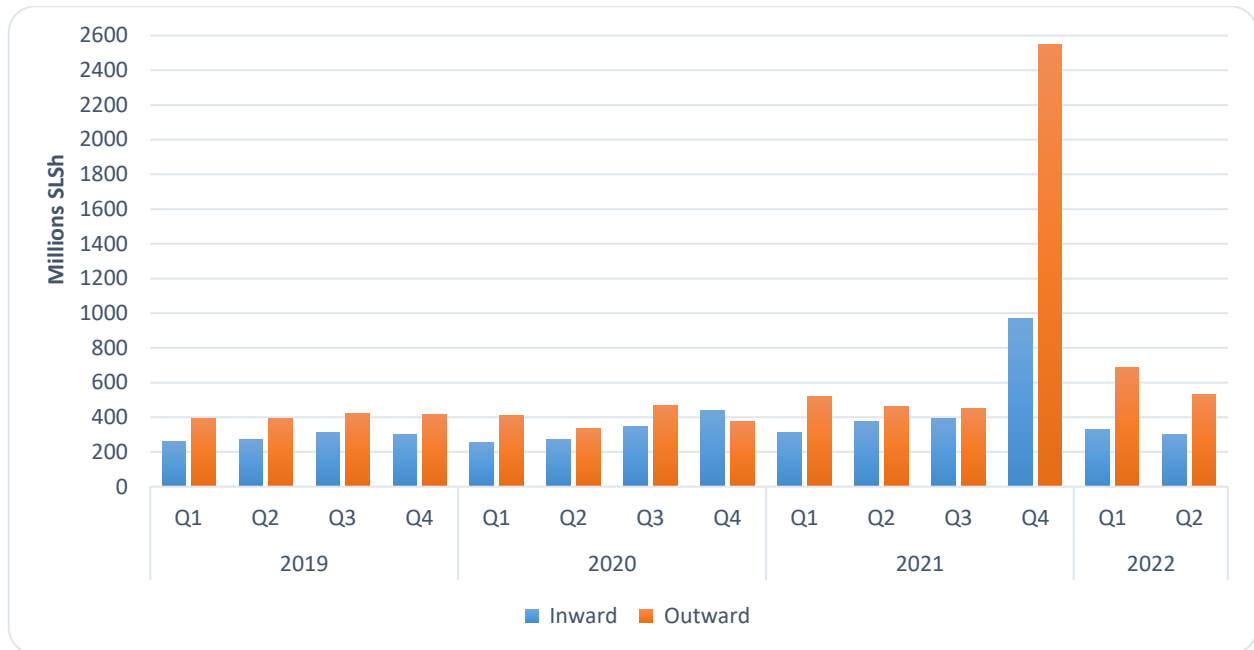
4.3 Xawaaladaha

Iyada oo laga duulayo xogta laga soo uruuriyey 4 bangi oo waaweyn iyo 17 Xawaaladood oo ku yaala Somaliland, waxa ay sheegaysaa in lacagaha la soo xawilay lix biloodkii hore ee sanadkan 2022 ay ka yar yiniin 8% marka loo eego lacagihii la soo xawilay lix biloodkii hore ee sanadkii 2021. Dhinaca kale lacagaha dalka laga xawilay ay kordheen 33% sanadkan 2022, marka loo eego lacagihii laga xawilay lix biloodkii hore ee sanadkii 2021.

Marka haddaba lagu saleeyo xogta lix biloodka hore, waxa la filayaa in sanadkan 2022 inta ka hadhay ay Lacagaha la soo xawilayaa sidaa sii ahaan doonaan oo ka yaraan doona lacagihii la soo xawilay sanadkii hore ee 2021. Halka lacagaha dalka laga xawilayaa iyaguna ka badnaan doonaan kuwii la xawilay sanadkii hore ee 2021, sababta arintaa badnaanshiyaha keenaysaana ay tahay qiimaha alaabta lagu soo iibinayo oo ka qaalisan sanadkan 2022 kii lagu soo iibinayay sanadkii hore ee 2021.



Jaantuus 5: Xawaaladaha Lacagaha la soo diray iyo kuwa laga diray Somaliland oo Rubucle ah (2019-2022 US Millions)



IL-wareed: Bangiga Dhexe ee Somaliland

4.4 Ganacsiga

4.4.1 Dhoofinta Xoolaha

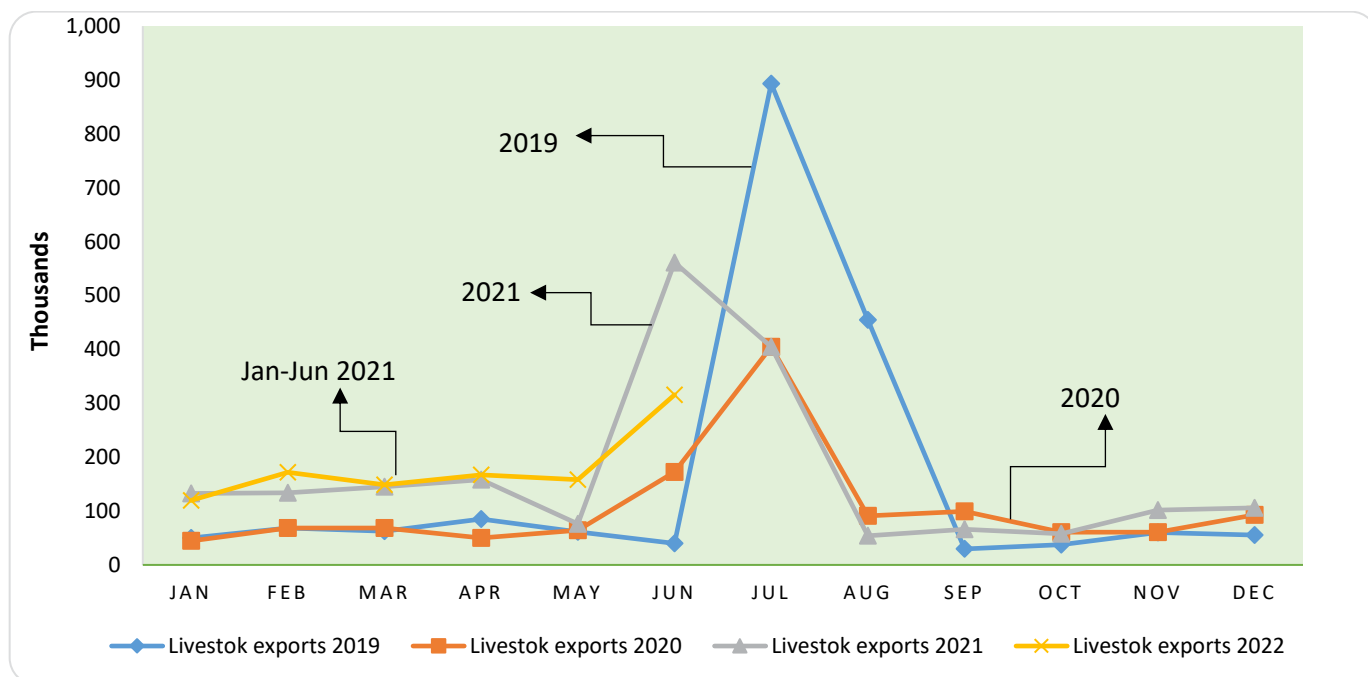
Tirada xoolaha ee dhoofay lix biloodkii hore ee sanadkan 2022, waxa ay dhan tahay 1,517,038 oo neef, waxay 26% ka badan yihiin tiradii xoolaha dhoofay lix biloodkii hore ee sanadkii 2021 oo ahaa 1,207,334 oo neef. Sida uu tilmaamayo jaantuska 7aad ee hoose, idaha iyo riyaha ayaa markasta ugu badan xoolaha Somaliland laga dhoofiyo. Intii u dhaxaysay bilihii Jan ilaa June 2022, xoolihii dhoofay oo ahaa 1.5 milyan, idaha iyo riyuhu waxa ay ka ahaayeen 94.3% halka ay sanadkii 2021 xiligaas oo kale ka ahaayeen 93.6%. lo'da iyo geeluna waxa ay ahaayeen 3.9% iyo 1.8% sida ay u kala horeeyaan.

SHAXDA 6: Is-barbardhiga Wadarta Tirada Xoolaha Dhoofay oo Rubucle ah Sanaddaha (2020, 2021, 2022)

| Xoolaha | Rubuc | 2020 | 2021 | 2022 | % Isbedel 2020 | % Isbedel 2019 |
|-------------------------|---------------|---------|-----------|-----------|----------------|----------------|
| Dhoofka Geela | R1 | 2,451 | 12,855 | 16,486 | 424% | -33% |
| | R2 | 19,180 | 7,550 | 10,639 | -61% | -54% |
| | Wadar Jan-Jun | 21,631 | 20,405 | 27,125 | -6% | -43% |
| Dhoofka Lo'da | R1 | 32,694 | 33,262 | 25,575 | 2% | -9% |
| | R2 | 21,266 | 23,841 | 34,104 | 12% | -25% |
| | Wadar Jan-Jun | 53,960 | 57,103 | 59,679 | 6% | -17% |
| Dhoofka Idaha & Riyaha | R1 | 146,094 | 365,413 | 368,016 | 150% | 190% |
| | R2 | 246,524 | 764,413 | 1,062,218 | 210% | 455% |
| | Wadar Jan-Jun | 392,618 | 1,129,826 | 1,430,234 | 188% | 329% |
| Wadarta Dhoofka Xoolaha | R1 | 181,239 | 411,530 | 410,077 | 127% | 126% |
| | R2 | 286,970 | 795,804 | 1,106,961 | 177% | 328% |
| | Wadar Jan-Jun | 468,209 | 1,207,334 | 1,517,038 | 158% | 228% |



Jaantuus 6: Wadarta Xoolaha Dhoofay oo Bille ah (2019-2022)



II Wareed: W/H/Maaliyadda

4.4.2 Soodejinta I

Ka dib hoos-u-dhac ku yimi qiimaha dhabta ah ee soodejinta sannadihii 2019 iyo 2020 oo kala ah 2% iyo 9%, soodejintu waxa ay korodhay 3% sannadkii 2021. Saadaalinta koritaanka soodejintu ma aha mid toobiye toosan loo raaci karo; helitaanka xogta iyo tayadeedu weli waa mid hoosaysa Somaliland. Wasaaraddu waxa ay filaysaa in wadarta guud ee soodejintu xoogaa is dhimi doonto 2022. Waxa sabab u noqon karta Jaadka ama Qaadka laga keeno Ethiopia oo qiimihiisu kor u kacay oo keenay in xaddiga soogelintiisu isdhinto. Iyada oo la filayo in baahida soodejinta badeecad beddesha tii ku shufbeeshay dabkii Waaheen, haddana sicirka sare ee badeecadda ayaa saamayn taban ku yeelan karta mugga soodejinta. Xaaladda rajogelinta marka lagu eego, soodejinta waxa la filayaa inay isdhinto 3% 2022, ka hor inta aanay muddada dhexe u hinqan 6% iyada oo laga dheehanayo sida haatan wax u socdaan. Aragtida taxadarka leh, qiimaha sare ee soodejinta ayaa wax u dhimmi doona mugga soodejinta ilaa 5% sannadka 2022, halka uu sannadaha 2023 iyo 2024 ka kala noqon doonto saamayntaasi 2% iyo 6%.

SHAXDA 7; Qiimaha Alaabta soo Degtay Jan-June 2022

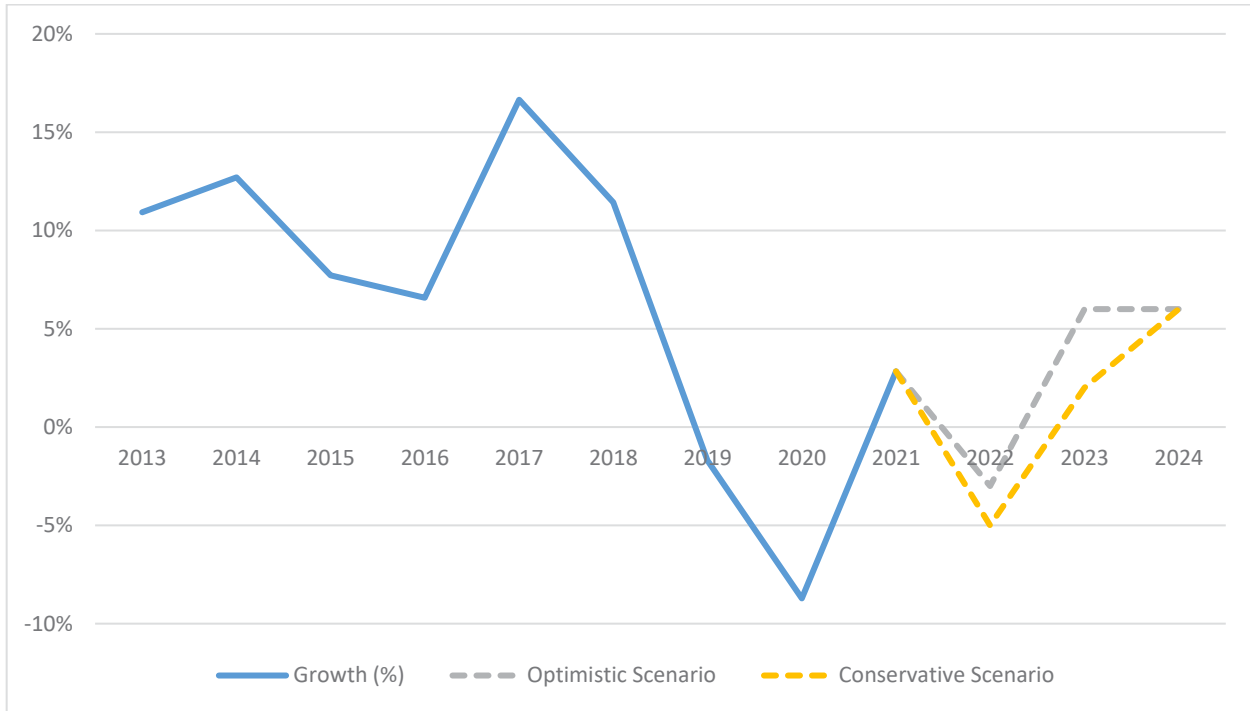
| Nooca Alaabta | Qiimaha Alaabta (S.L.sh) | % Wadarta Alaabta | Cashuurta (S.L.sh) | % Wadarta Cashurta |
|-------------------------|--------------------------|-------------------|--------------------|--------------------|
| Cuntada qasaacadaysan | 899,811,379,627 | 45.4% | 242,259,272,30 | 29.9% |
| Oleaginous* | 202,226,599,173 | 10.2% | 207,891,899,64 | 25.7% |
| Shidaalka iyo Gaadiidka | 193,341,017,553 | 9.8% | 96,216,430,340 | 11.9% |
| Shopping's | 244,106,915,288 | 12.3% | 97,380,682,793 | 12.0% |
| Qalabka Dhismaha | 284,649,817,030 | 14.4% | 97,693,576,095 | 12.1% |

¹ Soodejinta qiimayaal aan isbedelin ayaa loo gooyey Somaliland – taas oo macnaheedu yahay in qiimayaashu Buugga Qiimayntu aanu isbedel ku iman doonin sannadka. Waxa intaa dheer in qiimayaaasha ku qoran USD ee Buugga dib loogu qiimeeyey heerka Rasmiga ah ee Dawladda u degsan.



| | | | | |
|------------------------|-------------------------|---------------|-----------------------|---------------|
| Qlalabka Electarooniga | 121,452,061,278 | 6.1% | 47,514,260,637 | 5.9% |
| Inta kale | 36,640,283,905 | 1.8% | 20,064,980,031 | 2.5% |
| Grand Total | 1,982,228,073,85 | 100.0% | 809,021,101,80 | 100.0% |

Jaantuus 7: Koritaanka Heerka iyo Qiimaha Wax-soodejinta Somaliland ee Xaaladaha Kala duwan ee Muddada Dhexe



SHAXDA 8: Xaaladaha Koritaan ee Muddada Dhexe ee Wadarta Qiimaha Wax-soodejinta

| Xaalad | 2019a | 2020a | 2021a | 2022f | 2023f | 2024f |
|------------------------------|-------|-------|-------|-------|-------|-------|
| Koritaan (%) | -2% | -9% | 3% | | | |
| Xaalad 1 (Rajogelin) | | | | -3.0% | 6.0% | 6.0% |
| Xaalad2 (Taxadar leh) | | | | -5.0% | 2.0% | 6.0% |

* a = actual, f = forecasted



5 Shaqaalaysiinta Dawladda 2018 ilaa 2023

Sida ka muuqata shaxda 9aad, Laga soo bilaabo 2018 tirada Shaqaalaha Dowladda Dhexe waxay kordheen 9,560 qof, una dhiganta (55%), marka la eego cel-celiska (Average) tirada shaqaaluhu kordhayaan shantii sano ee u dambaysay waxay ahayd (8%)

Tani waxa ay ka tarjumaysaa heerka Adeeg kordhinta iyo fursadaha shaqo abuur ee ay Dowladdu Samaysay shanti sano ee u dambaysay.

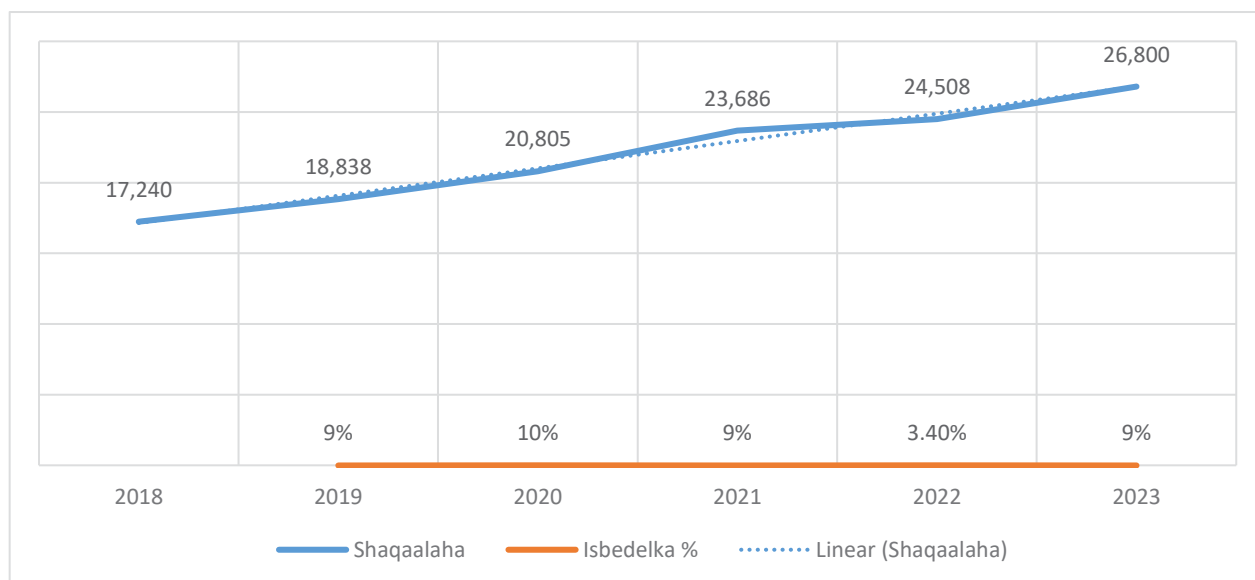
Korodhka tirada shaqaalaha meelaha laga xusi karo waxa ka mid ah:

- Dhalinyaradii lagu shaqaaleeyay Mashruuca Shaqo qaran
- Shaqaalaysiintii shaqaalihii ku meel gaadhka ahaa ee Wasaaraddaha iyo Hay'addaha Dowladda
- Kordhinta shaqaalaha Caafimaadka
- Kordhinta shaqaalaha Waxbarashada (macalimiinta
- Iyo korodhka guud ee shaqaalaha Wasaaraddaha iyo Hay'addaha

SHAXDA 9: Shaxda Korodhka Tirada Shaqaalaha Dowladda Dhexe ee 2018 ilaa 2023

| Sannadka | Shaqaalaha | Isbedelka % |
|----------|------------|-------------|
| 2018 | 17,240 | |
| 2019 | 18,838 | 9% |
| 2020 | 20,805 | 10% |
| 2021 | 23,686 | 9% |
| 2022 | 24,508 | 3.40% |
| 2023 | 26,800 | 9% |

Jaantuus 8: Shaxda Korodhka Tirada Shaqaalaha Dowladda Dhexe ee 2018 ilaa 2023



Il wareed: Wasaaradda H.Maaliyadda

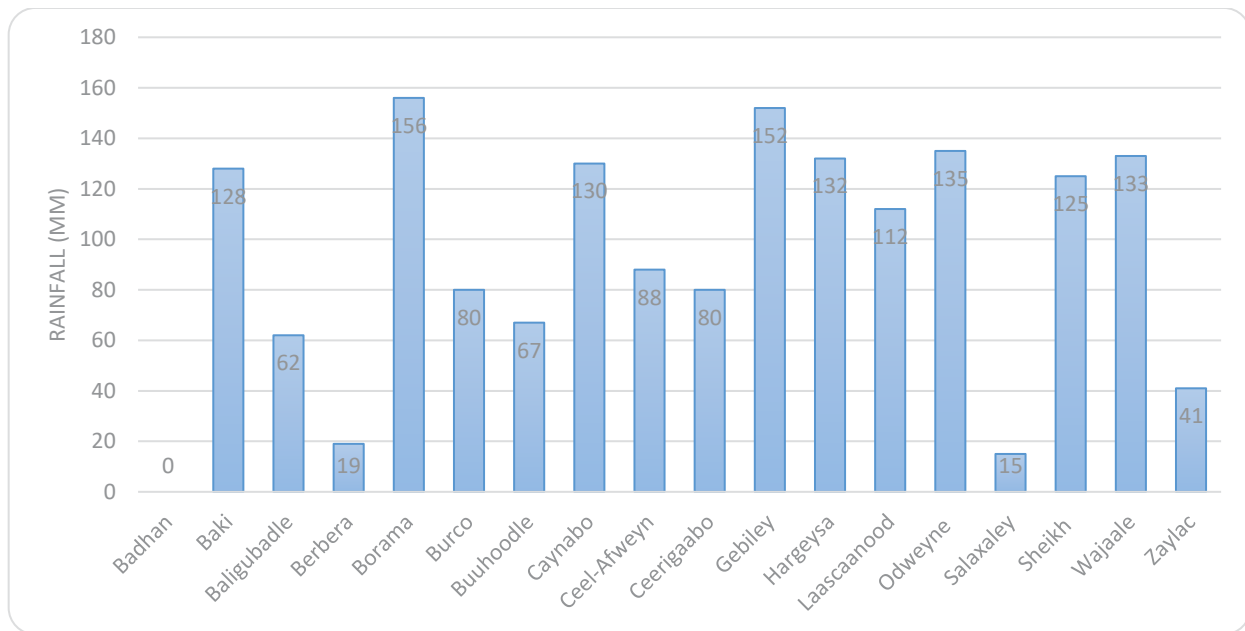


6 CIMILADDA

6.1 ROOBABKA DA'AY 2022

Sida uu muujinayo jaantuska 9aad ee xagga hoose, rubucii labaad ee sanadkan 2022, qaar ka mid ah gobolada dalka sida, Awdal iyo Maroodi-jeex, waxaa helay roobab wanaagsan, halka gobolada kale badankooda uu roobku aad ugu yaraa. Borama ayuu helay roobka ugu badan isaga oo ka badnaa 155mm, waxa ku xigay Gebiley oo heshay 152mm, halka Salaxley ay ahayd magaalada ugu roobka yar 15mm. Guud ahaan dalku lixdii bilood ee hore sanadkan 2022 roobka helay aad ayuu u yaraa marka loo eego sanadadii hore ee dhawaa. Waxa la rajaynayaa insh allah lix biloodka danbe ee sanadkan 2022 iyo sanaddada ka danbeeyaba in dalku helo roobab badan, si dadka, beeraha iyo xooluhuba uga soo kabtaan abaaraha hadda jira ee dabo dheeraaday, xaaladdanu u hagaagto.

Jaantuus 9: Roobabka Da'ay 2022



Il-wareed: Wasaaradda Horumarinta Beeraha

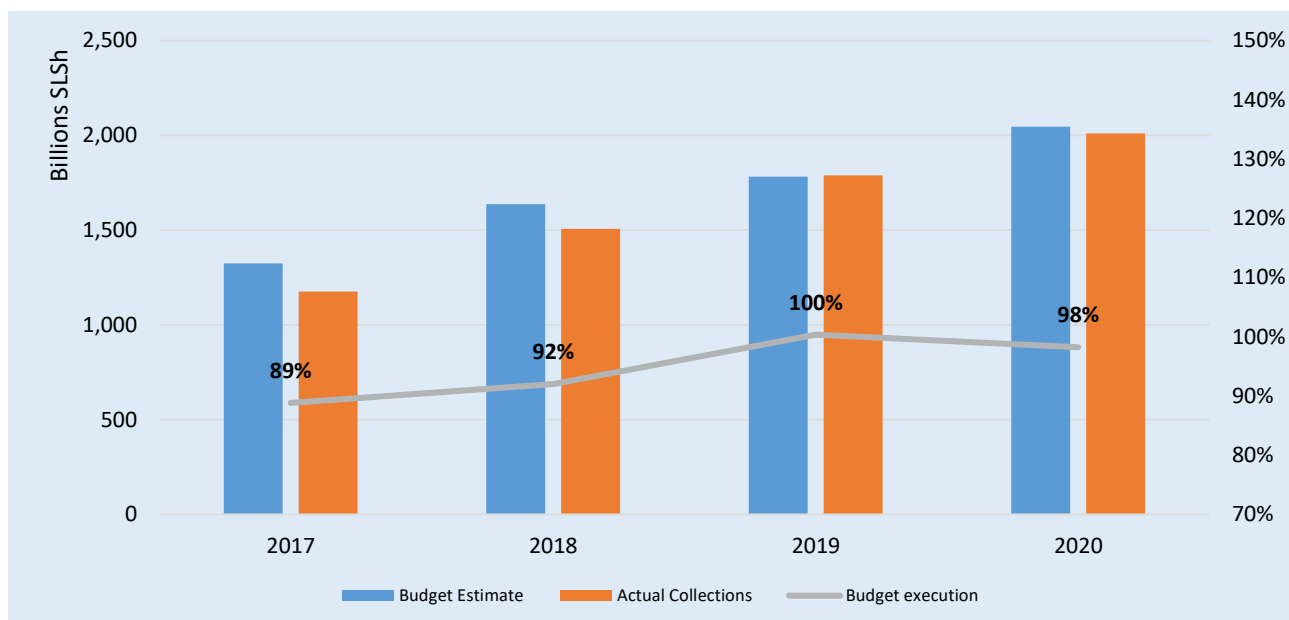


7 WARBIXINTA HAB-SAMI U SOCODKA MIISAANIYADDA 2023

7.1 Soo jireenka warbixinta wax-qabadka Miisaaniyadda

Dawladda Somaliland waxay sannadihii u dambeeyay si joogto ah u horumarinaysay uruurinta dakhliga iyo kharash-galka dowladda. Uruurinta dakhliga dhabta ah iyo kharashaadka dowladda ayaa si joogto ah u kordhayay sanadba sanadka ka dambeeyey. Marka loo eego si sannad-sannad ah, dakhliga dhabta ah iyo kharash galka dowladda laga soo bilaabo sannadkii 2014 waxay kordhayaan celcelis ahaan 6%. Sidaa darteed, dawladdu waxay si joogto ah ugu soo dhawaatay inay gaadho bartilmaameedkeeda dakhli ururuunta ee miisaaniyadda. Marka la eego dhanka kharash-galka dowladda, hoos u dhac waxoogaaya ayaa ka muuqday gaar ahaan sannadadii 2017 iyo 2018 oo mid waliba uu yoolkii kharash galkii la filayey ka hooseeyay 8.4% iyo 9.3%, taas oo ay ugu wacnayd abaarihii darnaa ee inagu dhacay sanadahaas.

Jaantuus 10: Odoraska Dakhliga iyo Dakhliga dhabta ah ee Sannadaha 2017-2020



7.2 Dakhli Uruurinta Jan-June 2022

Lixbiloodka hore ee 2022, dawladda Somaliland waxa ay ururisay **SIShs 1.132 trillion** oo u dhiganta korodhsiimo dhan 6% marka la barbar dhigo isla wakhtigaa sannadkii hore. In kasta oo korodhku sidiisii hore u kacayey si sannadle ah, haddana waxa muddan in la xuso in ururintu ka waabsanayd bartilmaameedkii loo dhigay sannadkan. Dakhliga guduhu waxa uu dhammaa **SIShs 72.8 billion**, oo la mid ah -6% in uu ka yar yahay yoolkii loo dejiyey muddadaa. Sida hore loo soo sheegay, siyaadaha maaliyadeed ee la qaatay sannadka intiisa hore (sida cashuur-dhaafka 10% loo sameeyey waxyaabaha qutul daruuriga ah sida Raashinka, oo Xukuumadu uga gol lahayd xakamaynta sara u kaca sicir-barbarka Alaabta iyo dhinaashaha ku imid soo-gelitaanka qaadka Ethiopia ka imanayey ayaa saamayn taban ku yeeshay dakhli-ururinta. Jaantus 12aad ee hoose ayaa tilmaamaya walxaha badiba lala xidhiidhiyey hoos-u-dhaca dakhliga ee ka hooseeyey yoolka. Sida muuqata, cashuur-ururinta ka dheegantay waxsoodejinta waa ay ka hooseysaa in badan ku-talo-galka (waxay ka hooseysa ilaa SIShs 63 bilyan). Meelaha kale ee hoos u dhacu ka muuqdo waxa ka mid ah Cashuuraha



Agabka, baabuurta, iwm., diiwaangelinta qandaraasyada, 2% cashuuraha loo qaado Gobollada bari, iyo cashuurta horumarinta waddooyinka oo isku darka hoosu u dhacoodu dhammaa SIShs 22.7 bilyan. Taa dhigeeda, dhawr shay ayaa iyana ka kor maray yoolkii loo dejiyey sida: cashuurta dhoofka xoolaha, ganaaxyada, cashuurta diiwaangelinta hantida, fiiga/dakhliga isticmaalka dekedaha, iwm.

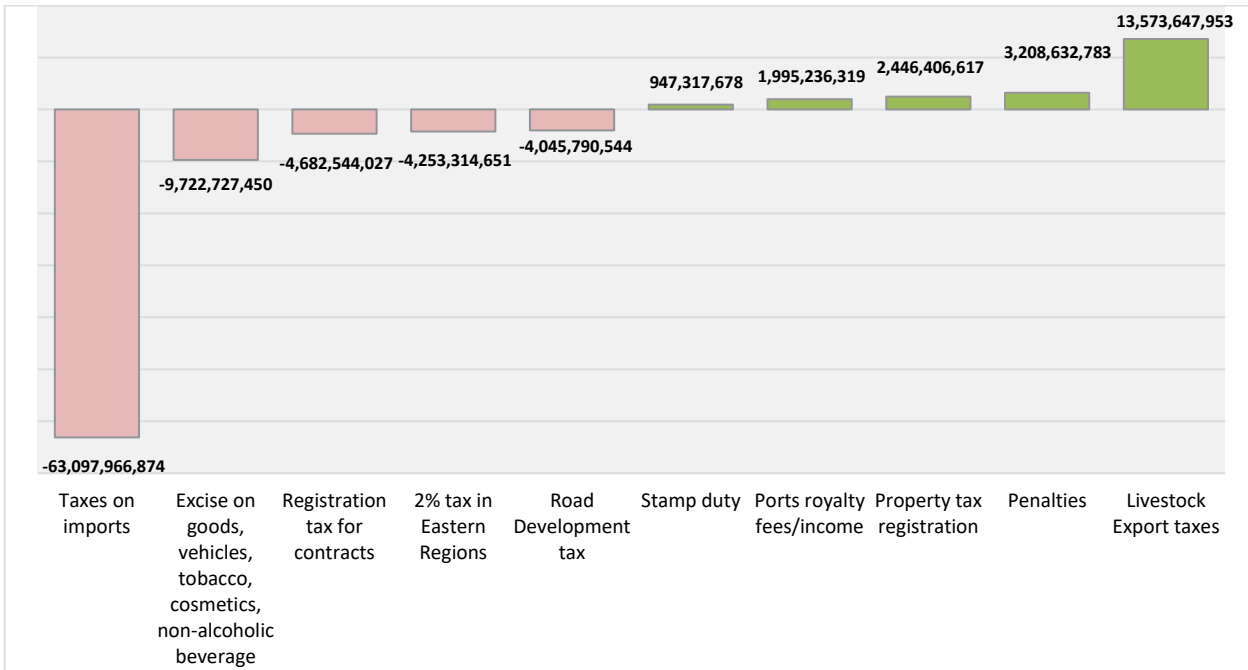
Wadarta dakhli ee ay soo xereeyeen waaxaha kastamada iyo Cashuuraha berriga ayaa 98% ka ah dakhliga soo xerooday, iyada oo Waaxda Kastamadu keligeed soo hoysey 75% dakhligaa. Sidaas oo ay tahay, Waaxda Kastamadu waxa ay ka hoos martay ku-talo-galkii u astaysnaa -8% oo u dhiganta SIShs 73.6billion, halka Waaxda Cashuuraha Berrigu yoolkeedii ka kormartay 3% oo u dhiganta SIShs 7.6 bilyan.

SHAXDA 10: Dakhli Ururinta dhabta ah oo la barbardhigay Odoraska Miisaaniyadda SLSH (Jan-June 2022)

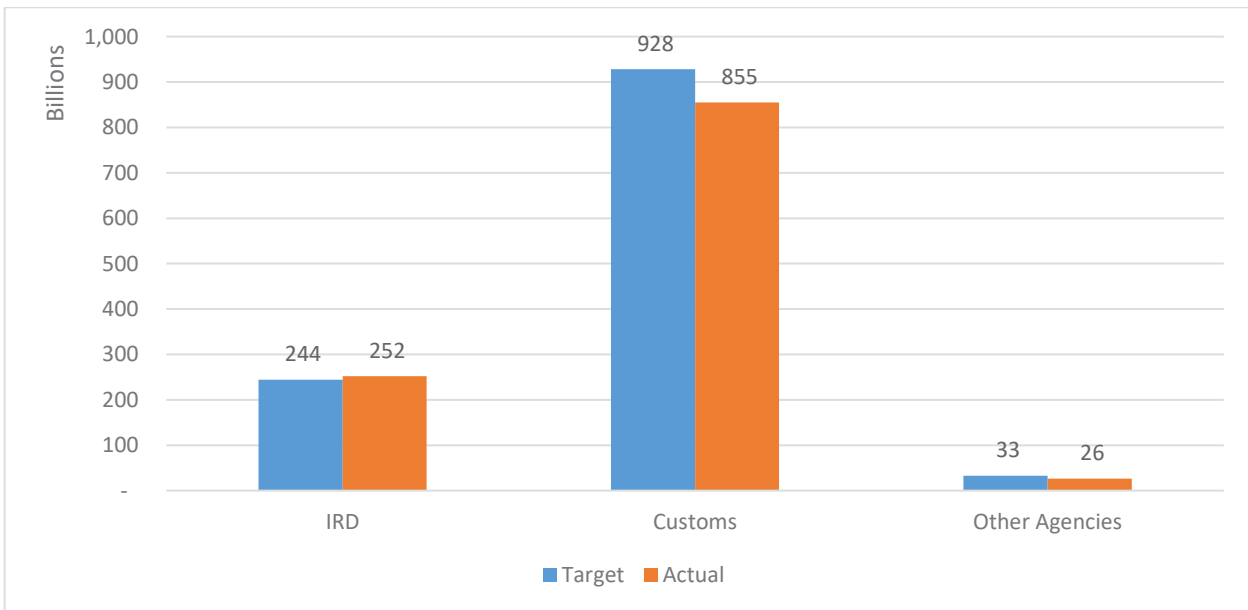
| Faallo | Odoroska Miisaaniyadda (Sannadle) | Odoroska Miisaaniyadda (Ilaa hadda) | Dakhli-ururinta dhabta ah (Ilaa Hadda) | Faraq | % |
|--|---|---|--|------------------------|------------|
| Cashuuraha | 2,269,328,107,555 | 1,134,664,053,778 | 1,063,085,951,860 | -71,578,101,918 | -6% |
| Dakhliga & Faa'iidada | 52,874,027,856 | 26,437,013,928 | 28,107,703,676 | 1,670,689,748 | 6% |
| Mushaharka & Shaqaalaha | 122,276,223,424 | 61,138,111,712 | 63,612,564,027 | 2,474,452,315 | 4% |
| Agabka & Adeegyada | 804,664,152,211 | 402,332,076,106 | 380,884,944,267 | -21,447,131,839 | -5% |
| Cashuurta libka | 307,547,982,843 | 153,773,991,422 | 152,356,210,392 | -1,417,781,030 | -1% |
| Cashuurta libka/Dadban | 38,664,481,505 | 19,332,240,753 | 9,609,513,303 | -9,722,727,450 | -50% |
| Cashuurta Diiwaangelinta | 78,108,698,238 | 39,054,349,119 | 36,807,474,711 | -2,246,874,408 | -6% |
| Cashuuraha Kale ee A&A | 380,342,989,625 | 190,171,494,813 | 182,111,745,861 | -8,059,748,952 | -4% |
| Ganacsiga Caalamiga ah | 1,185,087,774,357 | 592,543,887,179 | 542,518,424,727 | -50,025,462,452 | -8% |
| Cashuuraha Soodejinta | 1,011,598,891,045 | 505,799,445,523 | 442,701,478,649 | -63,097,966,874 | -12% |
| Cashuuraha Dhoofinta | 70,631,134,500 | 35,315,567,250 | 50,751,109,701 | 15,435,542,451 | 44% |
| Cashuurtaha Dekedda | 102,857,748,812 | 51,428,874,406 | 49,065,836,377 | -2,363,038,029 | -5% |
| Cashuuraha Kale | 104,425,929,707 | 52,212,964,854 | 47,962,315,163 | -4,250,649,691 | -8% |
| 2% Loo Gooyo Gobollada Bari | 104,319,189,627 | 52,159,594,814 | 47,906,280,163 | -4,253,314,651 | -8% |
| Kale | 106,740,080 | 53,370,040 | 56,035,000 | 2,664,960 | 5% |
| Dakhli Kale | 137,274,786,780 | 68,637,393,390 | 67,265,595,513 | -1,371,797,877 | -2% |
| Macaashmacaashka Hantida | 35,907,734,418 | 17,953,867,209 | 17,849,843,400 | -104,023,809 | -1% |
| Gadidda Agabka & Adeegyada | 92,288,419,608 | 46,144,209,804 | 41,594,923,355 | -4,549,286,449 | -10% |
| Ganaaxa & Lacagwareejinta | 9,078,632,754 | 4,539,316,377 | 7,820,828,758 | 3,281,512,381 | 72% |
| Wareejinta aan meelo kale lagu sheegin | 3,850,000,000 | 1,925,000,000 | 2,100,000,000 | 175,000,000 | 9% |
| WADARTA | 2,410,452,894,335 | 1,205,226,447,168 | 1,132,451,547,373 | -72,774,899,795 | -6% |



Jaantuus 11: Shanta shay ee ka kormaray Odoraska iyo Shanta shay ee ka hoos maray Odaraskoodii (Jan-June 2022)

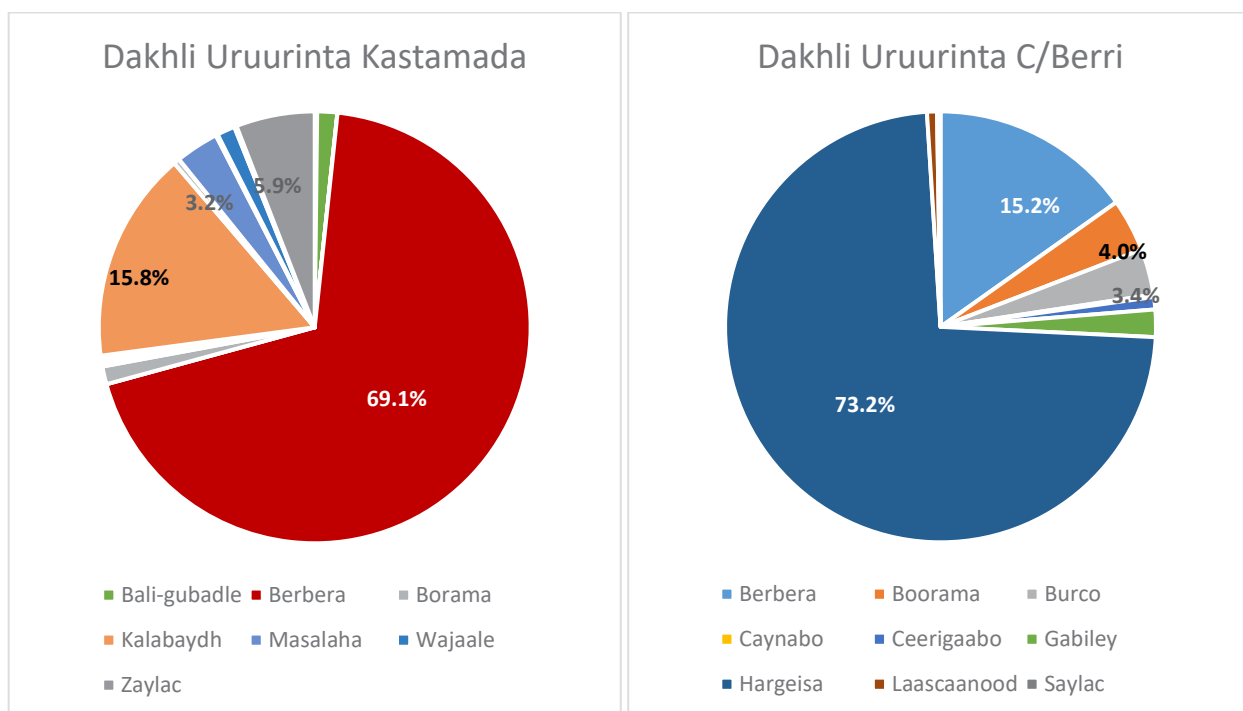


Jaantuus 12: Wadarta Dakhli Ururinta Jan-June iyo Hay'addaha ka Masuulka ah (Billions SLSH)





Jaantuus 13: Dakhli-Ururinta Kastamada (Bidix) iyo Cashruuraha Berriga (Midig) oo goobaysan (Jan-June 2022)



7.3 Kharash-galka Dowladda Jan-June 2022

Lixbiloodka hore ee 2022, dawladdu waxa ay ka kharashgaraysay miisaaniyadda guud SIShs 1.056 tirilyan, taas oo u dhiganta inay **15%** ka badan tahay kharashgalkii ahaa SIShs 918 bilyan ee xilliga xilligisii kal hore. Marka loo eego qoondada loogu talo galay inay baxdo Jan-June waxa ay ka dhigan tahay in **13%** oo u dhiganta SIShs 160 bilyan kharashgalku ka hooseeyo yoolkii la dhigay, una eg gaabiskii ku yimi kharashgalkii kal hore oo dhammaa 12%, una dhiganta SIShs 126 Bilyan.

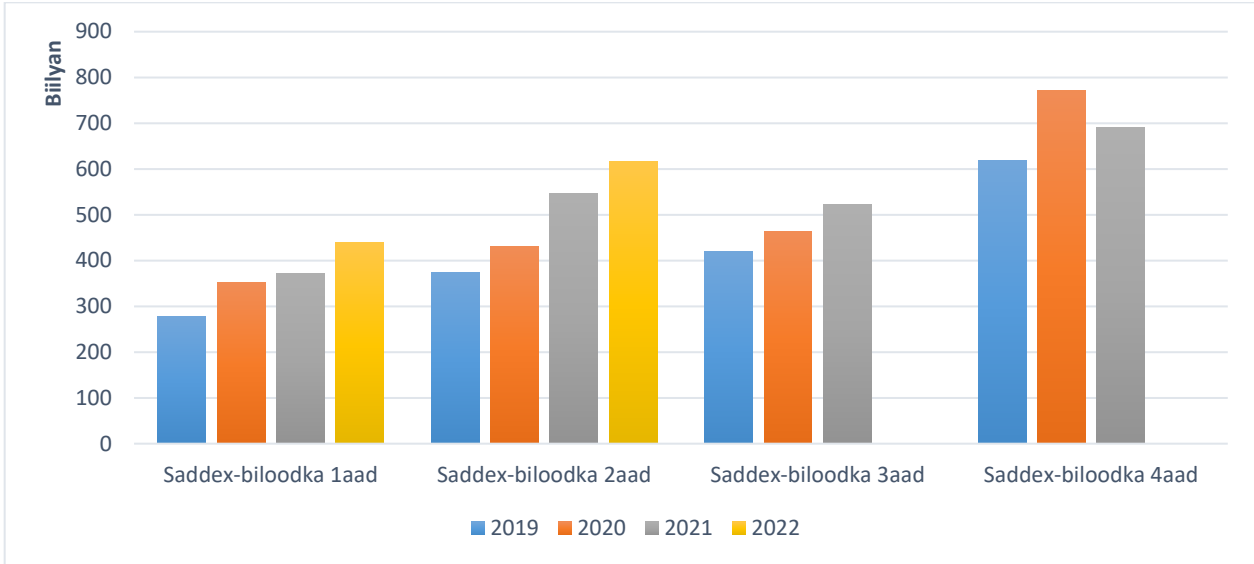
Jaantus 16 ee hoose waxa uu muujinayaa kharashgalka dawladda oo rubucle ah ilaa 2019. Sida muuqata, kharashgalka dawladda ee nuska hore ee sannadka 2022, waxa uu aad uga badan yahay wakhtiyadii la midka ahaa ee sannadihii ka horreeyey. Waxa intaa dheer in kharashgalka rubuca labaad isaguna in weyn ka badan yahay rubuca kowaad (41%) – taas oo u eg sida soo jireenka ahaan jirtay.

Marka la eego sida waxqabadka iyo qoondadu isu dabooleen nuska hore ee sannadka, kharashgalku waa ka yaraa sidii yoolku ahaa qaybaha oo dhan, marka laga reebo mushaharsiinta/xaqsiinta shaqaalaha (-2%) iyo kabka (-9%) sida ku cad Jaantus 17. Marka dhanka Wadaagayaasha loo eego, ammaanka, maamulwanaagga iyo Deegaanka ayaa ula jirsaday yoolka 10% dhinaca kharshgalka, halka wadaagyada hadhay sida Biyaha iyo Tamarta ay aad uga hoos mareen bartilmaameedka kharashgalka sida ka muuqata Jaantus 16.

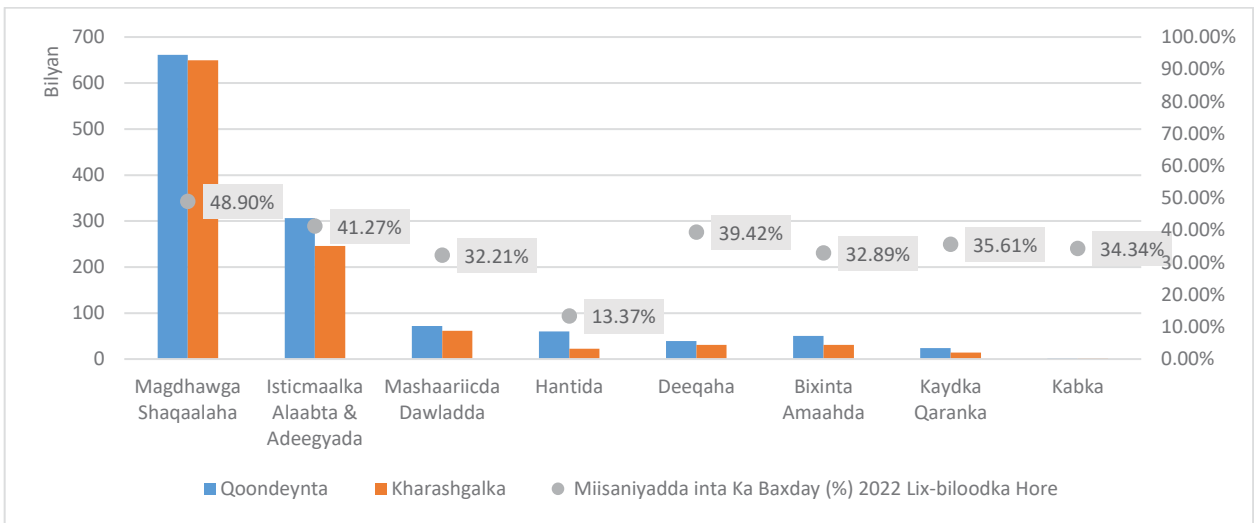


Marka la barbardhigo wakhtiga la midka ahaa ee 2021, kharashgalka isticmaalka Mashaariicda Dawladda, Hantida, Deeqaha iyo Qaanbaxu aad ayuu uga hooseeyey qoondada sida ka muuqata Jaantus 14.

Jaantus 14: Kharash-galka Dowladda oo Sadexbilood leh ah (2019-2022, Billions SLSH)

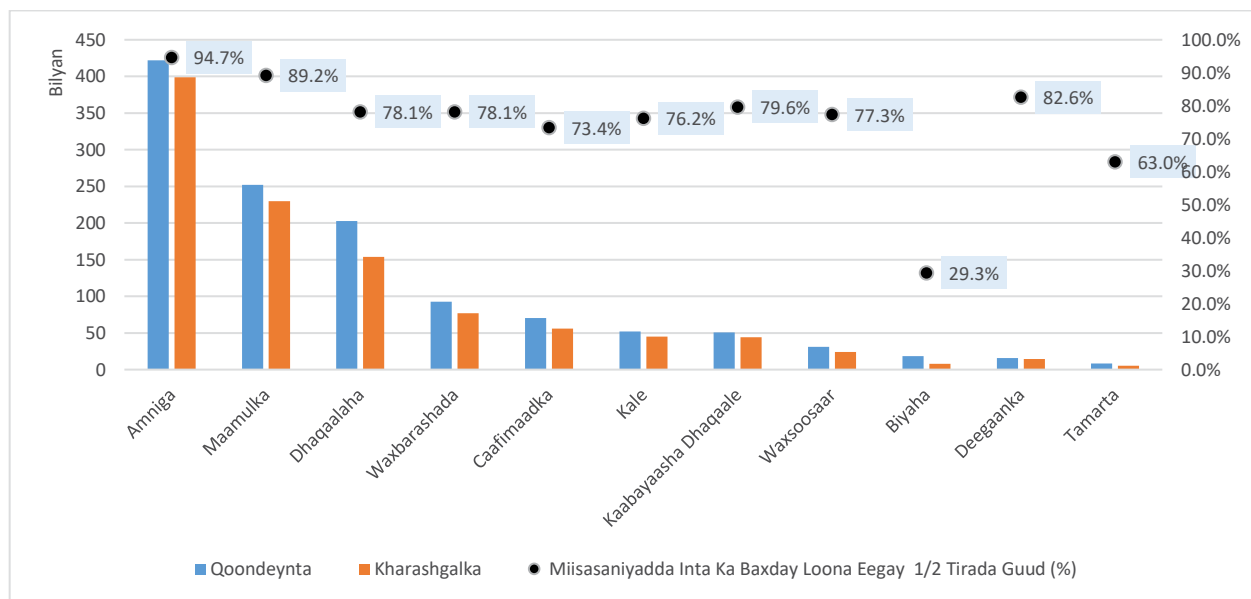


Jaantus 15: Soo Koobida Kharash-galka Dowladda ee Qeybaha Waaweyn (Jan-June 2022) oo aanay ku jirin Deeqaha Banggiga Adduunku, Billions slsh

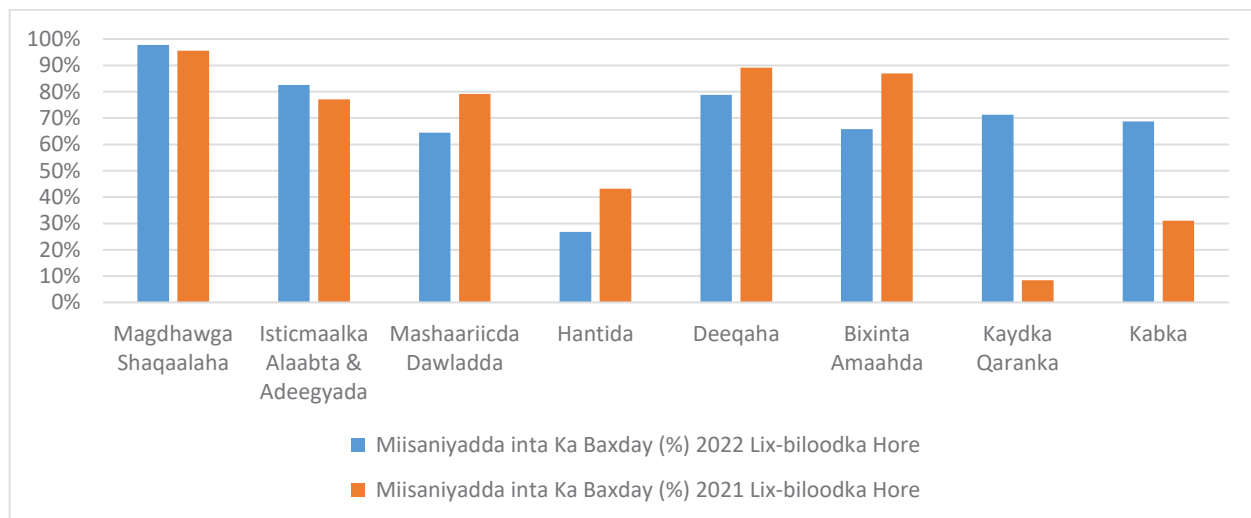




Jaantuus 16: Kharash-galka Dowadda ee Jan-June oo Wadaagaysan



Jaantuus 17: Isbarbar-dhiga soo koobida Qeybaha Waaweyn kharashgalka Dowladda ee Sadexbiloodka labaad (2021-2022)



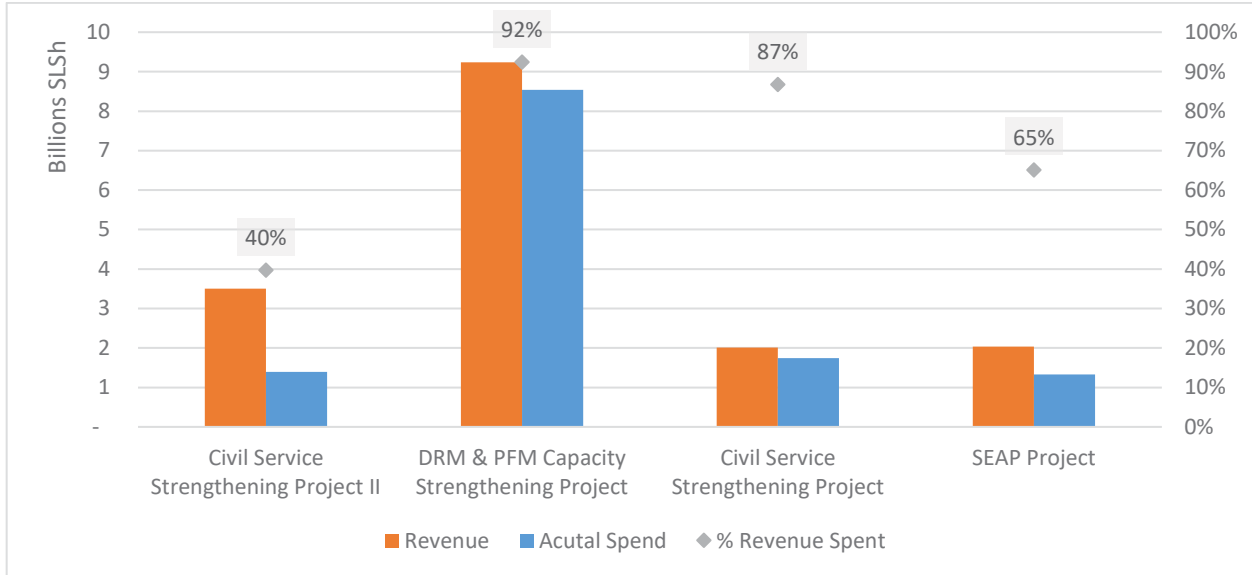
7.4 Kharash galka Mashaariicda Bangiga Adduunka ee Jan-June 2022

Halka abaabulka dakhli-ururinta gudaha iyo kharashgalka sanduuqa guud ee dawladda laga sameeyey horumar sannadihii dhowaa ee inna dhaafay, fulinta miisaaniyadda ee saddexda mashruuc ee Bangiga Adduunku maalgeliyo waa ka hooseeyeen yoolka. Sannadka 2022 nuskiisii hore, waxa dawladdu ka heshay Bangiga adduunka SIShs 16.8 Bilyan, waxana ay gelisey mashaariicda DRP/PFM, CSSP, CSSPII iyo SEAP SIShs 12.9 bilyan oo u dhiganta inay ka hoos martay qoondadii kharashgalka 23%. Sida ku cad Jaantus 19, mashaariicdani taariikh ahaan mar walba waa ka hoos marayeen miisaaniyadda loogu talo galay. Soogadidda hantida iyo adeegyada qiimaha sare leh ayaa inta badan caqabado ku ah

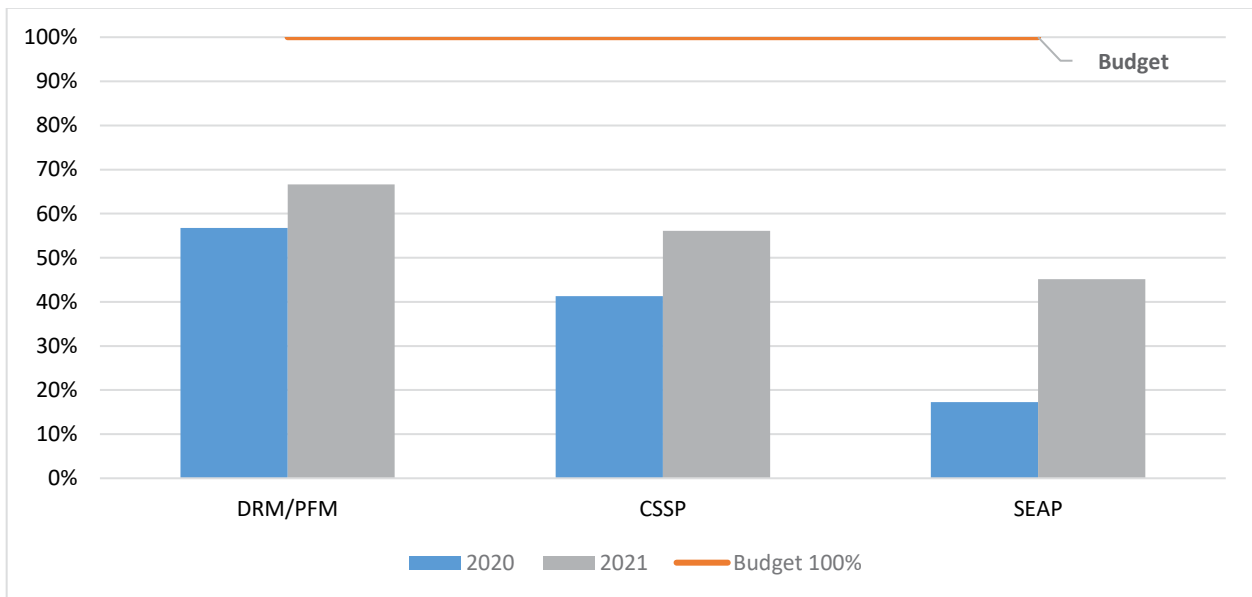


mashaariicda. Marka la eego filashada in weji labaad Bangiga Adduunka mashaariicdiisa lagaga heshiyo, wax-ka-qabashada caqabadahan waa in mudnaan dheeri ah la siiyo si looga faa'iidaysto maalgelinadan

Jaantuus 18: Dakhliga iyo Kharashgalka Mashaariicda uu Bangiga Adduunku Maalgeliyo inta u dhaxaysay Jan-June 2022, Billions



Jaantuus 19: kharashgalka Mashaariicda Banggiga Adduunka ee Sanadadda (2020-2021)



7.5 Warbixinta Mashaariicda 2% Horumarinta Gobolada Barri ee 2022

Sida aan ka war hayno, waxa dowladdu Miisaaniyadda uga qoondaysaa kharash gaara oo loogu talo galay in lagu horumariyo Gobolada Barri gaar ahaan Sool iyo Sanaag, taas oo sanadadii ugu dambaysay laga fuliyay Goboladaas Mashaariic Horumarineed oo wax ku Oola, Bulshada Deegaanadaasina aad u soo dhaweeyeen.

Mashaariicda Horumarineed ee laga fuliyay Goboladaasi waxay isugu jiraan sidan hoose:



- Dhisme Dugsiyo
- Dhismayaal MCH
- Dhismayaal Wadooyin
- Dhismayaal Saldhigyo Boolis
- Dhisme Jaamacadeed
- Iyo fidinta Maamulka Dowladda

Marka la eego Mashaariicda loo qorsheeyay inay baxdo Sanadka 2022 waxay ahaayeen 19 Mashruuc , waxa ilaa hada la sii daayay 14 Mashruuc, kuwaas oo intooda badan dhamaaday inta hadhsana la filayo inay baxdo ka hor inta aan sanadku dhamaan, waaana kuwan mashaariicdu hoos ku xusan

- Dhismaha deyrka Dugsiga Gawsaweyne
- Mashruuca Masterplan-ka Magaalada Ceerigaabo
- Dhismaha Rugta Booliska Bohol
- Dhismaha Wadadda tabca
- Iibsiga Mishiinka laydhka Maydh
- Dhismaha Dugsiga iyo malcaabad quraanka Marwada
- Dhismaha Xafiiska Maamulka Yube
- Dhismaha waardhka Dhahar
- Dhismaha sariibada Carmala
- Dhismaha deyrka Dugsiga Xudun
- Dhismaha Jaamacada Laascaanood
- Ka qeyb qaadashada Dhismaha waddada isku xidha kala baydh iyo sool
- Dhismaha deyrka Cusbataalka Ceerigaabo
- Dhismaha saldhiga booliska Laasasurad
- Dhismaha Cusbataalka Ceel afweyn
- Xiis
- Dhismaha MCH-ka Caynabo
- Dhismaha Deyka qalcada
- Dhismaha jaacada Buuhoodleh

7.6 Casriyeynta iyo hirgalinta Cutubtyada kale duwan ee SLFMIS-ka

Waxa sanadba sanadka ka dambeeyey si xawliya ah loo horumarinayey Nidaam Xisaabeedka Maamulka Maaliyada ee (Public Financial Management), taas oo wasaaradu dedaal baban muujiysay isla markaana hirgalisayna inay qaybo badan oo adeega Maamulka Maaliyadda u bedesho hab Elelronic ah, taas oo kor u qaaday isla xisaabtankii, daahfurnaantii iyo shaqo wanaagii

Wasaaradda Horumarinta Maaliyaddu iyada oo ka duulaysa waxtarka ay leedahay tiknoolajiyaddu waxa ay hirgalisay adeegsiga nidaamyo ku dhisan IT-ga kuwaas oo ay u adeegsadaan waaxaha iyo qaybaha kala duwan ee wasaaradu hawl maalmeedka shaqo ee ay u hayaan qaranka.

Dhamaadkii sannadkii 2018, Wasaaradda Horumarinta Maaliyadda waxay bilowday adeegsiga nidaamka maaraynta xogta maaliyadeed ee loo yaqaan SLFMIS-ka (Somaliland Financial Management Information System) oo ah nidaam calaami ah, dhamaana dawladdaha dunidu ku maamulaan xogtooda maaliyadeed.



Bishii May 2018, waxa Wasaaradda horumarinta Maaliyaddu hirgalisay nuquladdii ugu horeeyay ee aasaasiga u ah nidaamkan, kuwaas oo lagu fuliyay dhamaan Wasaaraddaha iyo Hay'adaha dawladda. Nuquludaas lagu bilaabay ayaa kala ahaa:

7.6.1 Nuqulada kala duwan ee la hirgaliyey tan iyo markii la hirgaliyey Nidaamka SLFMISK-ka

7.6.1.1 Qeybta Qoondada saddex biloodka ah (Expenditure Warrant)

Qeybtan ayaa loo adeegsadaa in lagu maamulo qoondada saddex biloodka ee wasaarad ama hay'ad leedahay. Waxa kale oo loo isticmaala Qeybtan kala wareejimaha miisaaniyadda. Qeybtan ayaa suurta galinaya in aan wasaarad ama hay'ad dawlada ka tirsani aanu dhaafin karin qoondadii loogu talo galay iyo guud ahaan miisaaniyaddii ay lahayd

7.6.1.2 Qeybta Maamulka Kharash Bixinta (Expenditure Voucher)

Qeybtan kharash bixinta ayaa isna lagu maamulaa hannaanka kharash bixinta dawladda oo ka soo bilaabanta Wasaaradda ama hay'adda kharashka bixinaysa marka ay hesho waraaqda qaansheegta meheredda. Wasaaradda ama hay'adu waxay abuurta foorjarka kharash bixinta taas oo marta jaran kala oo ansixin ah. Qeybtan waxa uu suurto galiyay:

- In la helo isla xisaabtan cad oo ku salaysan miisaaniyadda qaranka.
- Kor u qaadida daah-furnaanta miisaaniyadda dawladda.
- Waxa uu soo koobay wakhtigii lagu qabanayay shaqadda.
- Wuxuu kor u qaaday saxnaanta xogta iyo in uu yareeyo khaladaad dhici jiray markii hore.
- Waxa u ku wargaliyaa muwaadiniinta adeega u qabta dawladda hadba halka uu marayo lacag siintoodu isaga oo u diray fariin SMS ah.

7.6.1.3 Qeybta Dakhli Qabashada (Revenue Collection)

Qeybtani waa ka loo adeegsado dakhli ururinta waxana uu sahlay in si fudud loo qabto dakhliga laga qabtay cashuur bixiyaha isaga oo isku xidhaya xafiisyadda kala duwan ee ku hawlan ururinta, hubinta iyo kaydinta dakhliga.

7.6.1.4 Qeybta Xisaab Xidhka (Financial Reports)

Qeybtani waxa uu soo bandhigaa warbixinaha kala duwan ee la xidhiidh miisaaniyadda wadanka ee ka kooban dakhli iyo kharash, waxana uu siiyaa madaxda wasaaraddaha xogta maaliyadeed isla wakhti xaadirka la taagan yahay. Qeybtan waxa uu hawl yareey diyaarinta xisaab xidhka oo markii hore wakhti dheer qaadan jirtay.

Bishii Jul 2019 nuquladda kor ku xusan waxa lagu fidiyay dhamaan xarumaha gobollada waxan la tobararay shaqaalaha iyo isu-duwayaasha gobollada ee wasaaraddaha iyo hay'adaha dawladda, xisaabiyayaasha guud ee gobollada iyo shaqaalah cashuurahaha ee kastamadda iyo cashuuraha berriga. Nuqulladaasi waxay noqdeen kuwo si dhamaystiran looga adeegsado dhamaan dalka dhinaca dakhli qabashada iyo kharash bixintaba.

7.6.1.5 Qeybta Diyaarinta Miisaaniyadda (Budget Preparation Mutual)

Bishii Sep 2019, Wasaarada Horumarinta Maaliyaddu waxay daahfurtay hirgalinta Qeybta diyaarinta miisaaniyadda oo wasaarad iyo hay'ad kasta sannadkii hal mar u adeegsato diyaarinta qorshahooda miisaaniyadeed. Qeybtani waxa si fudud looga daabacayaa buuga miisanayadda oo markii hore diyaarintiisu awood iyo wakhti u ugali jiray.



7.6.1.6 Qeybta Diyaarinta Mushaharka (paryol Matual)

Feb 2020, Qeybta Mushaharka Shaqaalaha ayaa lagu tababary dhamaan xarumaha dhexe ee wasaaradaha iyo ha'yadaha dalka. Qeybtani ayaa u jeedadiisu tahay in lagu diwaan galiyo xogta dhamayska tiran ee dhamaan shaqaalaha dawladda, mushaharaadkooda iyo gunnooyinka ay qaataan ugu dambayna lagu diyaariyo mushaharka billaha ah ee shaqaalaha dawladda.

Qeybtan ayaa fududeeyay in sahal ah loo helo xogta shaqaalaha ee la xidhiidha mushahar bixinta waxana uu casiriyeeyay mushahar qaadashada isagoo oo isticmaalaya adeega E-Shilling ee bangiga dhexe kaas oo u suurta galinya qofka shaqaalaha in uu helo mushaharkiisa isagoo oo adeegsanaya mobilkiisa isla markaana ku soo nuugaya Zaad ama E-dahab kii uu doono.

Jun 2020 Qeybtan waxa laga balaadhiyay goboladda dalka oo si toos looga adeegsaday Qeybtan mushahar diyaarinta.

7.6.1.7 Qeybta Iibka (Purchase Matual)

Bishii October 2020, waxa si tijaabo ah loogu fuliyay Qeybta iibka wasaaradda Maaliyadda saddex bilood oo tijaabo ah ka dibna waxa lagu baahiyay adeegaas dhamaan Wasaaraddaha iyo hay'adaha dawladda.

Qeybtan ayaa ka kooban hawlahaan hoos xusan:

- codsiga alaabta oo ka soo bilaabmayaa waaxda iibka samaynaysa, ogolaanshaha codsiga
- ka dib waaxda/qaybta iibka ayaa abuuraysa dalabka alaabta iyadoo tixraacaysa codsiga iibka una gudbinaysa meheradda ama adeeg bixiyaha. Marka ogolaanshaha ugu dambeeya uu helo dalabka iibku, Faaiidada uu Qeybtani keenay waxa ka mid ah in uu abuuray balanqaad (Commitment). Balanqaadkaas oo lacagta u haynaya iibkaas inta laga gudoomayo ka hortagaya in ay abuuranto day naan loo baahnayn.
- Alaabta la iibsaday marka keeno ama adeega la qabtay dhamaado, waxa la abuurayaa gudoonka alaabta oo ku xidhan dalabkii hore loo diray. Hubin iyo ansixin ka dib waxa loo gudbayaa kharash bixinta oo ku lifaaqan dalabkii iibka

7.6.1.8 Warbixinaha IPSAS (IPSAS Reports)

Bishii Feb 2021, waxa system-ka lagu diyaariyay warbixinaha caalamiga ah ee loo yaqaano IPSAS Reports (International Public Sector Accounting Standards) warbixinaha oo sahlay in si fudud loo helo warbixinaha maaliyadeed ee loo baahan yahay iyagoo waafaqsan istandarka ay dajisay IPSASB.

7.6.1.9 Qeybta diiwaan galinta hantida raagta (Asset Registration Matual)

Bisha Jul 2021 Wasaaradu Maaliyaddu waxa ay bilowday hirgalinta Qeybta diiwaanta galinta hantida raagta ee dawladda. Qeybtan ayaa fududuayna q hawlahaan qabashada hawlahaan hoos ku xusan:

- Diiwaan-galinta Hantida Raagta: Guddi loo magaacabay diiwaan galinta hantida ayaa ka hawl galay sidii loo diiwaan galin lahaa dhamaan hantida raagta ee dawladda oo ay ka mid yihiin Dhulka, Dhismaha, Qalabka, Gadiidka IWM. Lixdii bilood ee ugu dambeeyay sannadka 2021 waxay ku soo dhamaystireen hantid raagta ee wasaaradaha iyo hay'adaha dawladdu ay ku leeyihiin gobolka Maroodijeex.
- Sumaydanta Hantida Raagta: Hanti kasta oo ay leedahay dawladdu waxa ay yeelanaysa sumad u gaar ah oo muujinaysa halka taalo, cida ka masuulka, goorta la soo iibiyay, miisaniyada laga soo iibiyay iwm. Shaqadaas oo imika bilowgeedii gacanta lagu hayo.
- Wax ka bedelka xogta hantida: hawshan waxa ay suurto galinaysaa is fudud loo badeli karo xogta hantida marka laga wareejinayo cidii ka masuulka ahayd ama goobtii ay taalay laga qaado ee loo raro goob kale.
- Hubinta Hantida Raagta: hawshan waxa ay suurto galinaysaa dabogalka iyo in la soo taabto hantida diiwaan gashan lana ogaado Hantida maqan, ta xumaaday ama duugawday iwm.
- Duugowga Hantida: Hantida waxa la adeegsanay sannadkiiba mar marka la diiwaan galinyo duugowga alaabta iyada la raacayo qaacida duugowga hantid dawladda.
- Khashin Saarka Hantida (Asset Disposa). Hantida duugowgeed dhamaado waa la khashin saaraya iyadoo la raacayo siyaasadda hantida raagta.



7.6.2 Nidaamyada kale ee Dowladda ee ay isku xidhmeen Nidaamka SLFMIS

Labadii sano ee u dambeeyey waxa horumar weyn laga sameeyay isku xidhka nidaamka SLFMIS-ka iyo nidaamyada kala ee ay isticmaalaan Wasaaraddaha iyo Hay'addaha Dowladdu, kuwaas oo ay ka mid yihiin:

1. Nidaamka Bangiga Dhexe
2. Nidaamka Cashuuraha ee ITAS
3. Nidaamka Kastamda
4. Nidaamka diiwaan galinta liisamada ee Wasaaradda ganacsiga
5. Nidaamka bixinta Visaha ee xafiiska socdaalka
6. Nidaamka bixinta kaadhka shaqada ee Wasaaradda shaqadda.
7. Nidaamka Fariimaha ee shirkadaha isgaadhsiinta.



8 Miisaaniyada Dowladda Dhexe 2023

8.1 Siyaasadaha Miisaaniyadda 2023

8.1.1 Siyaasadda Maaliyaddeed (fiscal policy)

8.1.1.1 Isku dheeli tirka Dakhliga iyo kharashka

Siyaasadaa Miisaaniyadda ee 2023 waxay xooga saaraysaa in la isku dheeli tiro Dakhliga iyo kharshaka. Taas oo macnaheedu yahay in miisaaniyadda 2023 lagu sargooyo Dakhliga dhabta ee la filayo Sannadka 2023 , iyadoo laga shidaal qaadanayo Dakhliga dhabta ah ee ina soo galay **Jan-Sep 2022**, Taas oo ujeedadeedu tahay in dawladdu ku xisaabtanto qoondadda dakhli ee filashadeedu hooseeyso, si looga baaqsado dheeli ku yimaadaa kharash galka iyo dakhli ururinta.

8.1.1.2 Kor u qaadida saamiga ay Cashuuraha berrigu ka yihiin Dakhliga guud

Siyaasada Miisaaniyadda ee 2023 waxay xooga saaraysaa in kor loo qaado saamiga Dakhliga Cashuuraha berrigu ka yihiin Miisaaniyadda guud iyada oo xooga la saari doono sal-balaadhinta Qeybaha Cashuuraha Berriga (Tax Base), adeegsiga tiknoolajiyadda, yareynta wakhtiga iyo talaabooyinka cashuur bixinta, fulinta ganaaxyadda iyo ciqaabaha cashuur diidka, Diiwaan-galinta dhamaan Cashuur Bixiyayaasha iyo dardar galinta Cashuuraha Adeega iyo Alaabta ee (GST-da)

8.1.1.3 Ilaalinta iyo kobcinta waxsoo-saarka gudaha

Si loo dhiiri geliyo loona ilaaliyo wax soosaarka dalka, waxay siyaasada Miisaaniyadda 2023, dhiirigalinaysaa waxsoo-saarka gudaha, taas oo loo samayn doono Cashuur Dhaaf Alaabta Caydhiin ee ay u baahan yihiin Warshadaha Dalku (Raw Material) iyo Qalabka Kalluumaysiga iyo Beeraha. Isla markaana la dejiyay Siyaasado lagu ilaalinayo wax soosaarka gudaha sida:

- in la jideeyo Cashuur lagu ilaaliyo wax soo saarka gudaha oo lagu soo rogo Badeecooyinka la midka ah ee ka imanaya Dibeda
- in suuq dibedeed loo raadiyo wax soo saarka gudaha.
- In daraasad laga sameeyo xaaladda tartan dhaqaale ee wadamadda jaarka

8.1.1.4 Diyaarinta Aagga loogu talo galay Warshadaha (industrial Zone)

Si loo dhiiri galiyo Maalgashadayaasha, waxa loo baahan yahay Aag loogu talo galay Warshadaha isla markaana u fududaynaysa Maalgashadayaasha Gudaha iyo Dibed-ba inay helaan dhul ay maalgalin ku sameeyaan.

Si hadaba taasi u hirgasho, waxa siyaasada Miisaaniyadda 2023 ku jirta in Xukuumadu diyaariso Dhul loogu talo galay Warshadaha taas oo qayb ka mid ahna loogu daray Miisaaniyadda 2022



8.1.1.5 Sii wadida Mashruuca Shaqo Qaran

Sidaan wada ogsoon nahay, waxa xukuumadu hirgalisay afartii sano ee u dambeeyey Mashruuca Faa'iidada badan laga dheefay ee shaqo qaran, kaas oo shaqo Abuur u sameeyay in ka badan 3.400 oo Jaamiciiyiin Reer Somaliland ah. Kaas oo ay Dowladdu bilowday sanadkii 2019 ilaa hadana socda.

Sidaa awgeed, siyaasadda Miisaaniyadda 2023 waxa ka soo baxday in la sii wado Mashruuca shaqo qaran, kaas oo loo qoondeeyay in la qaato 500 qof Sannadka 2023 .

8.1.1.6 Kaydka ku -talo galka Dhacdooyinka lama filaanka (Contingency fund)

Si qaranku uga gaashaaman-karo intii awoodiisa ah arrimaha ay keenaan Masiibooyinka dabiiciga ah ee dunida ka dhacaya sida: Fatahaadaha, Duufaanaada, Abaaraha, Xanuunadda iyo wax kasta oo lama filaana, waxa miisaaniyadda 2023 la laban- laabay qoondadii loo qoondeeyay in lagula tacaalo arrimaha lama filaanka ah hadii ay dhacaan ilaahay inaguma keenee

8.1.1.7 Joojinta qaadista lacagaha aan sharciga ahayn (illegal fees)

Waxa jirta in Wasaaraddaha iyo Hay'addaha Dowladda Dhexe qaar ka mid ahi qaadaan lacago aan sharci ahayn. Sidaa awgeed, waxaan dhamaan la mamnuucay in la qaado lacago /ujuurooyin aan sharciga Maaliyaddadu jideyn, kuwaas oo joojintooda xukuumaddu hore qoraalo uga soo saartay. Sidaa darted, Siyaasadda Miisaaniyadda 2023-ku, waxay mamnuucaysaa qaadista lacago/ujuurooyin aan shuruucda Maaliyaddu jideyn.

8.1.1.8 Fududeynta Nidaamka Cashuur bixinta.

Siyaasadda Miisaaniyadda 2023 waxay dhiirglinaysaa fududeynta nidaamka Cashuur bixinta, taasi oo qofka Cashuurta ku waajibtay si sahlan u bixin doono, isla markaana la sameeyay system Electronic ah oo la yidhaahdo E-Cash, kaas oo qofku ku bixin karo Cashuurta adeegyada electronic ah ee lagu dhex isticmaalo Tilifoonka sida Zaad-ka iyo E dahabka. Dhinaca kale, waxay siyaasadda Miisaaniyaddu sii xoojinaysaa sii wadidda nidaam Electronic ah oo u saamaxaya Cashuur bixiyuhu in uu isaga oo jooga goobtiisa ganacsi ku soo bixin karo Cashuurta (Taxpayers' on-line portal). Waxa kale oo siyaasaddu tilmaamaysaa yareynta wakhtiga iyo talaabooyinka lacag bixinta cashuuraha berriga iyo Kastamadda, fulinta ganaaxyadda iyo ciqaabaha kale ee xeerka dakhliga iyo Kastamaddu ku jideeyeen cashuur- diidka iyo cashuur la baxsigaba.

8.1.1.9 Hirgalinta dhamaan qaybahiisa kala duwan Nidaam Xisaabeeda iswada ee (SLFMIS)

Waxa qaabxisaabeedka dowladda lagu isticmaala nidaamka iswada ee (Somaliland Financial management Information System) ,sidaa awgeed waxa Miisaaniyadda 2023 qorshaysan in la dhaqan galiyo dhamaan qaybaha kale ee uu ka kooban yahay nidaamka SLFMIS isla markaana la gaadhsiiyo dhamaan Dawladaha hoose, Hay'adaha Madax abanaan, Mashaariicda Mucaawinooyinka ah iyo dhammaan goboladda iyo degmooyinka dalka, si loo gaadho yoolka dawladda ee isla xisaabtanka iyo daah-furnaanta Maamulka Maaliyadda..

8.1.1.10 Ka Qayb qaadashada Diyaarinta Miisaaniyadda ee Bulshada rayidka ah

Sida uu tilmaamayo nidaamka Maamulka Maaliyaddu, waxay siyaasadda Miisaaniyadda ee 2023 ay sii adkeynaysaa sii wadidda kulamadda wada tashi ee dadweynaha, ururadda aan dawliga ahayn iyo Wasaaradda Maaliyadda.



Kulamadaas oo looga dan leeyahay in dadweynuhu qeyb ka ahaadaan geedi soocdka diyaarinta Miisaaniyadda iyo in ay talo ku yeeshaan go'aaminta mudnaanaha Miisaaniyadda.

Kullamadan wada tashiga ee dadweyaha oo la bilaabay sanadkii 2020-ka, waxay soo jeediyaan talooyin muhiim ah oo ay ka mid ahaayeen sanadkan

- ❖ In la horumariyo oo kor loo qaado Dugsiyada Xirfadlayaasha Somaliland
- ❖ In mushahar kordhin loo sameeyo shaqaalaha dowlada maadaama sicir-barbar dhacay meceeshadiina kor u kacday
- ❖ In kharashkaadka hawl socodsiinta ee Wasaaraddaha la dhimo loona wareejiyo dhinaca horumarinta
- ❖ In jaamacadaha dalka dowladu u qorshayso qadar lacag ah oo ay ku sameeyaan cilmidhaadhisyo, maadaama jaamacaduhu yihiin kuwa ugu badan ee sameeya cilmibaadhisyo
- ❖ In mudnaanta la siiyo deegaanka si wax looga qabto Abaaraha inagu soo noqnoqda.
- ❖ In dowladu siyaasad cad ka yeelato sidii wax looga qaban lahaa xoola dhaqatada soo galaysa magaalooyinka si noloshii Miigu u sii jirto oo aan laga soo hayaamin
- ❖ Kor u qaadida cashuuraha si sharciga waafaqsan;
- ❖ in la xoojiyo maalgalinta warshadaha iyo wax-soosaarka;
- ❖ in laga hawl galo Dakhliyada kale ee maqan:
- ❖ Faahfaahinta saamiga dawlada faa'iido wadaaga Dekeda Berbera;
- ❖ Xoojinta adeega naafada;
- ❖ Dhiirgalinta shaqo abuurka danyarta;
- ❖ Isku dheeli tirka mashaariicda ee Deegaanadda iyo Gobolada
- ❖ Horumarinta kaluumaysiga;
- ❖ In miisaaniyada lagu saleeyo qorshaaha guud ee qaranka;

8.1.2 Siyaasadda lacageed (Monetary policy)

8.1.2.1 Sicir bararka

Siyaasadda Miisaaniyadda 2023 waxay xooga saaraysaa xakamaynta sicir-barbarka, iyadoo yoolka Wasaaradda Horumarinta Maaliyadda iyo Bangiga dhexe yahay in lagu hayo sicir barbarka 5%-6%, taasoo la dhaqan galiyay siyaasado loogu haynayo sicir bararka 5% ilaa 6%. Sida:

- in isticmaalka shilling ka Somaliland la xoojiyo isla markaana shay kasta oo Dowladdu iibsano lagu iibsado shilinka somaliland
- in lacagaha electoric ah ee lagu dhex isticmaalo mobile-da aan la iskugu diri Karin wax ka yar \$100

8.1.2.2 Isku bedelka Sarifka lacagaha

Siyaasada Miisaaniyadda ee 2023, waxay xooga saaraysaa siyaasada lacageed ee dhanka safirka lacagaha, taasi oo la doonayo in sarifka lagu hayo 8,000-8,500 slsh.



Sidoo kale, dawladda waxay joojisay daabacaadii lacagta 4tii sanno ee Xukuumadani xilka haysay, waxana ka go'an sii wadida siyaasadda lagu joojinayo daabacaadda lacagta, si dhaqaalaha iyo sarifkaba loogu sii hayo heerarka sare lagu tilmaamay.

8.1.3 Meelaha Mudnaanta la siiyey Miisaaniyadda 2023

Miisaaniyadda dawladda ee 2023, sida ku cad *Shaxda 10aad*, kharash-galka waxa loo leexiyey meelaha la is leeyahay waxayb door ka geysanyaan Horumarka iyo Baahiyaha Aasaasigaa ee Bulshada sida: Biyaha, Wax-soosaarka, Deegaanka, Waxbarashada (Technical Schools), Garsoorka, Caafimaadka, Doorashooyinka, Ammaanka iyo kaydka Qaranka

SHAXDA 11: Meelaha Mudnaanta la siiyay Miisaaniyadda 2023

| | | |
|---|--|--|
| 1 | Biyaha | Miisaaniyadda 2023 waxay xoogga saaraysaa kor u qaadida baahiyaha biyaha waxaana la qorsheeyey Ceelal, baliyo iyo Dhaamam, si loo yareeyo baahida biyo-yaraanta. |
| 2 | Waxbarashada | Miisaaniyadda sanadka 2023 waxay xooga saaraysaa kor u qaadida waxbarashada gaar ahaan iskuullada farsamada gacanta (Vocational Schools). |
| 3 | Wax soosaarka | Miisaaniyadda sanadka 2023 waxay muhimad siineysaa wax-soosaarka dalka gaar ahaan Beeraha & Kalluumeysiga. |
| 4 | Deegaanka | Miisaaniyada sanadka 2023 waxay mudnaanta siinaysaa daryeelka Deegaanka gaar ahaan, Seero xiliyeed-yada, si loo yareeyo saameynta abaaraha ee daaqa xoolaha. |
| 5 | Kharashka lama filaankaah (contingency fund) | Siyaasada Miisaaniyadda sanadka 2023-ka waxay kor u qaadeysaa kharashka loogu talo galagalay Arimaha lama filaanka ee masiibooyinka dabiiciga ah sida: abaaraha iyo Xanuunada degdeg ah. |
| 6 | Doorashooyinka | Si loo sii wado hirgalinta geeddi-socodka dumuqraadiyada, waxa la qorsheeyey qoondo lacag ah oo lagu qabto, wixii doorasho ah ee soo wajahan, taas oo dowladu dhankeeda u diyaarisay qadar lacag ah oo dhan \$15 million |
| 7 | Caafimaadka | Waxa mudnaanta la siiyay in kor loo qaado Guud ahaan Adeegga Caafimaadka, si loo yareeyo baahiyaha bulshada ee adeegga caafimaadka. |
| 8 | Garsoorka | Waxa Miisaaniyadda 2023 ay xooga saari doontaa kor u qaadidda adeega garsoorka, isla markaana laga caawin doonaa bahda garsoorka qalabeynta Xafiisyada iyo dacaytirka xafiisyada. |
| 9 | Amaanka | Waxa Mudnaanta lasiin doonaa Qaramaynta iyo Tayeynta Ciidamadda |



9 Guud Marka Guud ee Odoraska Dakhliga 2023

Wasaradda Horumarinta Maaliyaddu yoolka la hiigsanayo sanadka 2023 waxa lagu saleeyay dakhliga dhabta ee soo xarooday mudada sagaalka bilood ee sanadka 2022 . Odoroska dakhliga ee sanadka 2023-ka waxa uu noqon doonaa **2.5 Trillion**, (laba tiriliyan iyo shan boqol oo milyan SLSH), dakhligaas oo ka badan odoroskii sanadka 2022-ka 5% . Korodh iyo hoos- u dhac waa ka suurto gal xaaladda Somaliland haatan ka jira .Hakad ku yimi isku socodka ganacsiga caalamiga ah iyo saamaynta masiibadii dabka ee suuqa waaheen ayaa la filayaa in saamayn taban ku yeeshaan odoroska dakhliga ee sanadka 2023- ka.

Odoroska dakhliga ee sanadka 2023-ka ayaa lagu saleeyay siyaasada hanaanka Cashuuraha, wax-soosaarka dhaqaalaha guud ee dalka, Heerka sicir bararka iyo sarifka lacagaha qalaad, dhoofka xoolaha nool iyo dhaqdhaqaaqa ganacsiga caalamiga ah..

Wasaradda horumarinta Maaliyaddu waxay is bedel ku samaysay hanaanka iyo siyaasadda cashuuraha, taasoo kor u qaadi doonta qoondada dakhliga guud ka yahay wax-soosaarka dhaqaalaha guud ee dalka (Revenue GDP ratio), isla markaana hiigsiga Wasaradda Maaliyaddu yahay in la gaadhsiiyo 15% mustaqbalka dhaw. sidoo kale kor u qaadida saamiga cashuuraha beriga ayaa ah mudnaanta kowaad, si loo yareeyo ku tiirsanaanta Cashuuraha Kastamada oo hada ah 76% dakhliga guud ee dalka .

Koboca dakhliga mudadii sedexdii sanadood ee u dambeeyay ayaa muujinaysa koboc dakhli 10% taasoo ku timi dedaalka iyo dib u habaynta lagu sameeyay hanaanka dakhli ururinta dalka. sidoo kale Wasaaradda Maaliyaddu waxay awood saartay hanaanka cashuur-bixinta, wacyigelinta iyo diwaangelinta cashuur bixiyaha. Odoroska Dakhliga ee sanadka 2023-ka oo ku salaysan aragtiyo taxader leh iyo kuwo rajo leh (togan) islamarkana u muuqda mid ka turjumaya xaaladaha dhaqaale ee dalka, hadaba odoroska Dakhliga ee sanadka 2023-ka meelaha ugu muhiimsan ee uu ka iman doona waxa ka mid qaybahan soo socda.

Cashuuraha Macaashal Macaashka iyo Faaiidada

Cashuuraha Alaabta iyo Adeega

Cashuurta Macaash-macaashka Shaqaalaha Dowladda iyo kuwa rayidka ah

Cashuurta Ganacsiga Caalamiga ah

Deeqaha dawladdaha iyo hayadaha Caalamiga

Dakhliga libka iyo Adeega Dawladda

Dakhliga hantida sida kirooyinka hantida Dawladda

Guud-marka Guud ee Odoroska Dakhliga 2022



SHAXDA 12: Isbarbardhiga Soo Koobida Qeybaha Waaweyn ee Dakhliga 2022-2023

| Faahfaahinta | Odooroska 2023 | Odooroska 2022 | faraq |
|--|--------------------------|--------------------------|-----------------------|
| Macaashal Macaashka Ganacsiga iyo Faa'idada | 55,934,856,085 | 52,874,027,856 | 3,060,828,229 |
| Cashuuraha Shaqalaha Dawladda iyo kuwa Rayidka | 141,473,936,961 | 122,276,223,424 | 19,197,713,537 |
| Cashuuraha Badeecadaha & Adeega | 860,693,920,407 | 804,664,152,211 | 56,029,768,196 |
| Ganacsiga Caalamiga ah | 1,198,800,112,172 | 1,185,087,774,357 | 13,712,337,815 |
| Cashuuraha Kale | 105,997,618,540 | 104,425,929,707 | 1,571,688,833 |
| Dakhliga kale | 167,436,027,697 | 141,124,786,780 | 26,311,240,917 |
| Hadhaga qasnada | | 87,159,700,885 | -87,159,700,885 |
| Wadarta Dakhliga Guud | 2,530,336,471,862 | 2,497,612,595,220 | 32,723,876,642 |

9.1 Meelaha la filayo in uu ka yimaado korodhka Dakhliga 2023

Waxa la filaya Sannadka 2023 in dakhligu kordho 5%, iyadoo ay sabab u tahay qodobadan soo socda;

- Sal-balaadhinta Cashuuraha saran Badeecadaha iyo Adeega (GST): taasoo lagu guulaystay sanadadii u dambeeyay Hirgelinta mishiinadda adeega iyo alaabta GST-ga, Qorshaha siyaasada cashuuraha ayaa ah in adeega GST-ga laga hirgaliyo dhamaan goobaha ganacsiga ee dalka.
- Dardar galinta Cashuuraha Macaashka iyo faa'iidada, wasaradda Maaliyaddu waxay awooda saari doonta cashuuraha tooska ah sida cashuuraha macashal macaashka shaqalaha rayidka, macaashal macaashka ganacsiga iyo kirada guryaha oo tiro koob sagan la sameeyay sanadadii u dambeeyay.
- Cashuuraha soo dajinta iyo dhoofka oo la filayo in ay kor u kacaan sanadka 2023-ka, iyadoo hakad ku yimi sanadka 2022-ka duruufo badan oo jira awgeed. Sidoo kale , wasaraddu Maaliyaddu waxay xoojin doonta cashuuraha xakamaynta baddeecadaha si loo dhiiri galiyo ganacsi dalka .
- Hirgelinta goobo kastam oo cusub oo laga hirgeliyo gobolada bariga Somiland iyo ka hortaga koontarabaanka ee gobolada bariga somaliland .
- Kor u qaadida qadarka tacriida baddeecadaha aan daruuriga ahayn sida qaadka, sigaarka, tubaakada iyo kordhinta qoondada taakulaynta xarumaha dhimirka.
- Dakhliyada ka imanaya Wasaradaha iyo hayadaha Dawladda 2023: wasaaradaha iyo hayadaha bixiya ruqsadaha ayaa la filayaa in lagula xisaabto adeega ama ruqsadaha ay bixiyaan..

9.2 Faah-faahinta Goobaha uu Dakhligu ka imanayo Miisaaniyadda 2023

Sida ka muuqata jaantuska 20aad, 98% Dakhliga guud ee dawladda waxa uu ka iman doona Kastamada iyo Cashuuraha Beriga halka 2% uu ka iman doono Wasaradaha iyo Hayadaha kale ee dawladda. Saamiga ugu badan waxa uu ka iman doona Kastamada 76% halka cashuuraha Beriga ay noqon doonan 22% ,Geesta kale Saamiga Cashuuraha beriga ayaa sameeyay kor u kac 2% marka la barbar dhiga saamigii 2022 oo ah 20%, dhanka kale saamiga kastamada ayaa wali ah

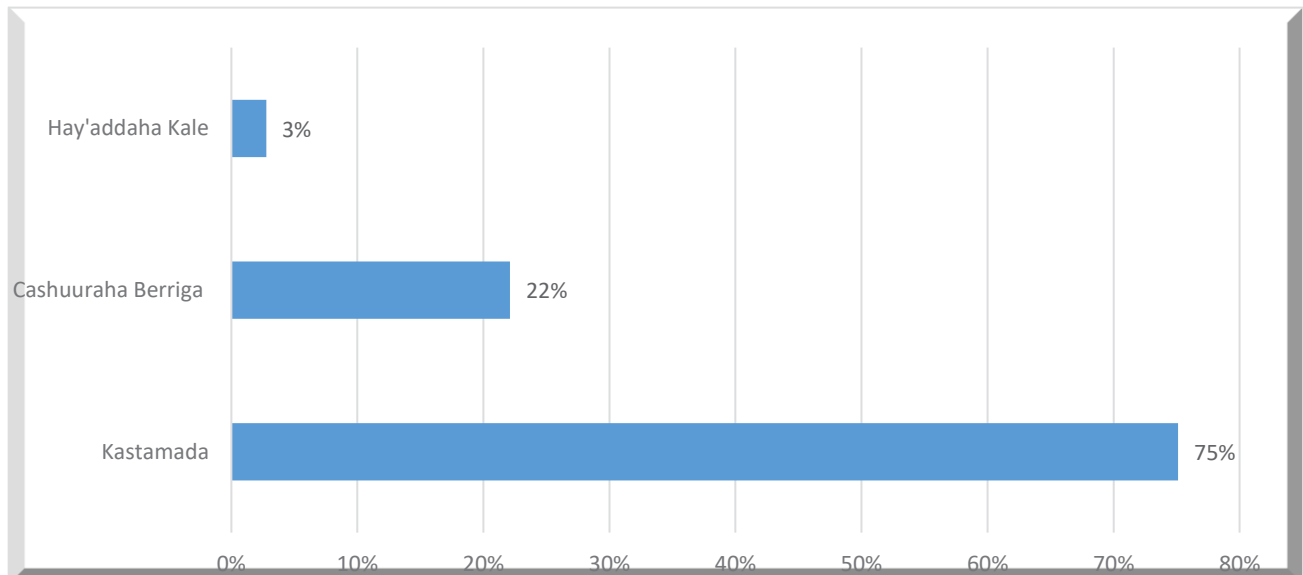


kan ugu badan Dakhliga Dawladda tan iyo intii Somaliland jirtay , Sobabtoo ah Dakhliga ugu badan ee Dawladda oo kasoo xarooda Kastamada.

SHAXDA 13: Faah-Faahinta Goobaha uu Dakhligu ka imanayo Miisaaniyadda 2023

| C/Bariga | C/Beriga | 561,491,402,474 |
|---|---|--------------------------|
| Kastamka | Kastamka | 1,907,712,333,179 |
| 1140806 Daakhliga Faafinta & lidhehda | Wasaarada Warfaafinta iyo Dhaqangelinta | 920,417,438 |
| 1140807 Dakhliga kale ee Boosaha & Isgaadhsiinta | Wasarada Isgaadhsiinta iyo Tiknolojiyada | 7,927,057,906 |
| 1140808 Dakhliga Liisamada Ganac/& Ruqsooyinka | Wasaarada Ganacsiga, Warshadaha iyo dalkiiska | 19,024,420,667 |
| 1140813 Dakhliga Ruqsadaha Beeraha | Wasaradda Beeraha | 291,949,111 |
| 1140814 Dakh/Feega Kaluumaysiga Bada | Wasaradda Xanaanada Xoolaha iyo Kaluumaysiga | 1,261,878,705 |
| 1140815 Dakh/Liisamada/Ruqsooyinka Macdanta | Wasaradda Macdanta iyo Tamarta | 1,214,037,070 |
| 1140809 Khidmada warqada ogolaanshaha shaqada | Wasarada Shaqada iyo Arimaha Bulshada | 5,471,692,282 |
| 1415002 Dakhliga Kirada Guryaha & Bakhaarada | Wasaarada H/Guud | 549,898,760 |
| 1420104 Income from sales of national resources | Ministry of Environment and Livelihoods | 237,998,286 |
| 1420105 Dakhliga libka Khayraadka Dalka | Wasarada Deegaanka iyo H.Reer miyiga | 5,232,701 |
| 1420202 Dakh/Nootaayoyinka | Wasarada Cadalada iyo garsoorka | 472,760,438 |
| 1420203 Ruqsadda Ogolaanshaha Mihnadleyaasha Caafimaadka | Komishanka mihnadlyasha caafimadka | 742,034,019 |
| 1420204 Dakhliga Baadhista Cuntada & Daawada | Hay'adda dhawrista tayada | 235,409,700 |
| 1420205 Dakhliga Ruqsadda Shirkadaha Dhismayaasha | | 862,149,825 |
| 1440101 Saamiga Kabka Dawladaha Hoose | Wareejimaha kabka Dowladdaha Hoose | 21,000,000,000 |
| 1420212 Dakhliga Ogolaanshaha Hay'addaha Caalamiga ah iyo kuwa gudaha | Wasaradda qorshaynta qaranka | 915,799,300 |
| TOTAL | | 2,530,336,471,861 |

Jaantuus 20: Soo Koobida Goobaha uu Dakhligu ka imanayo Miisaaniyadda 2023





9.3 Odoros Dakhliga Kastamada oo Deegamaysan 2023

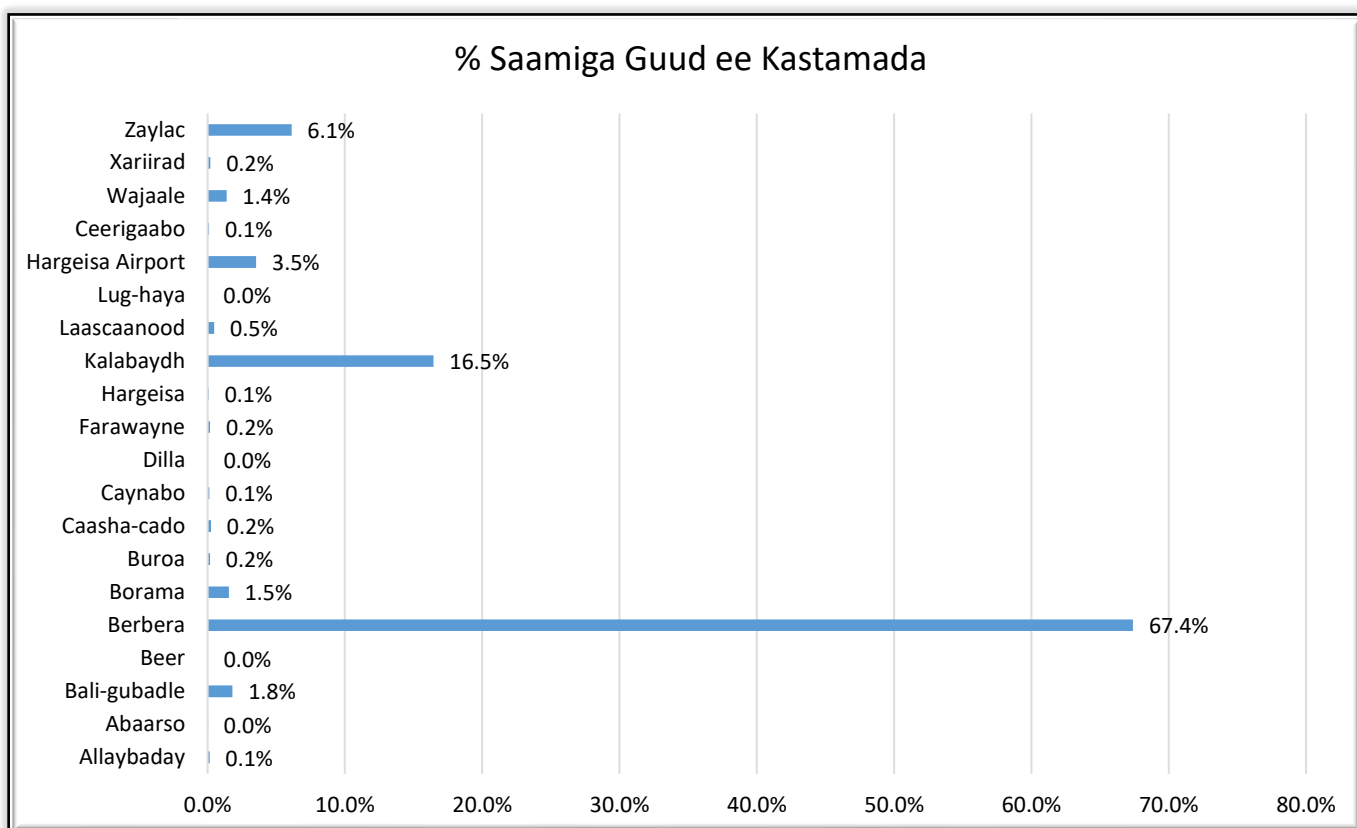
Sida ka muuqata shaxda 14aad iyo jaantuska 23aad ee Saamiga Kastamada gobalada dalka, kastamka Berbera ayaa ah kan ugu dakhli badan kana soo xaroon doono 67.4% marka la barbardhigo kastamade kale ee dalka, Kastamka Kalabaydh oo ah kastamka labaad ee ugu dakhliga badan ayaa laga filayaa 16.5% inuu soo saaro, halka kastamada Saylac iyo Madaarka Hargeisa ay saamiga guud ee dakhliga Kastamada ka noqon doonan 6.1 % iyo 3.5 % say isugu xigaan. Saamiga kastamka Baligubadle ayaa ah 2% isla markaana ah kastamka shanaad ee ugu dakhli badan kastamada. Dhanka kanka kale kastamada kale ayaa noqon doona 4.5%.kastmada Ina-guuxaa iyo daba-goryaale (Oodwayne),Gambadha iyo kantaroolka Barriga Ceerigaabo ayay si rasmi ah wasaraddu uga dhigtay Goobo kastam.

SHAXDA 14: Odoraska Dakhliga Kastamada ee Miisaaniyadda 2023 oo Deegaamaysan

| Goobaha | Oodoroska 2023 | Oodoroska 2022 | Faraqa | % Isbedelka | % Saamiga Guud |
|------------------|--------------------------|--------------------------|------------------------|-------------|----------------|
| Allaybaday | 2,635,643,202 | 4,020,260,457 | (1,384,617,255) | -34% | 0.14% |
| Abaarso | 511,743,179 | 288,838,096 | 222,905,083 | 77% | 0.03% |
| Bali-gubadle | 34,386,096,950 | 7,258,367,229 | 27,127,729,721 | 374% | 1.80% |
| Beer | 294,452,842 | 171,769,778 | 122,683,064 | 71% | 0.02% |
| Berbera | 1,285,862,332,061 | 1,217,249,294,283 | 68,613,037,778 | 6% | 67.40% |
| Borama | 29,317,976,636 | 22,678,450,987 | 6,639,525,649 | 29% | 1.54% |
| Buroa | 3,212,815,161 | 5,132,035,283 | (1,919,220,122) | -37% | 0.17% |
| Caasha-cado | 4,476,492,978 | 3,206,431,092 | 1,270,061,886 | 40% | 0.23% |
| Caynabo | 2,444,914,321 | 1,736,929,430 | 707,984,891 | 41% | 0.13% |
| Dilla | 74,144,498 | 30,048,325 | 44,096,173 | 147% | 0.00% |
| Farawayne | 3,464,979,684 | 6,540,971,786 | (3,075,992,102) | -47% | 0.18% |
| Hargeisa | 1,597,108,492 | 940,284,070 | 656,824,422 | 70% | 0.08% |
| Kalabaydh | 313,832,983,780 | 398,094,827,128 | (84,261,843,348) | -21% | 16.45% |
| Laascaanood | 9,204,617,068 | 8,390,023,387 | 814,593,681 | 10% | 0.48% |
| Lug-haya | 27,427,631 | 443,633,164 | (416,205,533) | -94% | 0.00% |
| Hargeisa Airport | 67,529,013,228 | 41,198,151,326 | 26,330,861,902 | 64% | 3.54% |
| Ceerigaabo | 2,082,726,379 | 2,815,874,680 | (733,148,301) | -26% | 0.11% |
| Wajaale | 26,379,815,888 | 24,027,893,447 | 2,351,922,441 | 10% | 1.38% |
| Xariirad | 3,801,988,679 | 999,931,544 | 2,802,057,135 | 280% | 0.20% |
| Zaylac | 116,575,060,522 | 111,525,044,485 | 5,050,016,037 | 5% | 6.11% |
| TOTAL | 1,907,712,333,179 | 1,856,749,059,977 | 189,254,488,172 | 10% | 100.00% |



Jaantuus 21: Saamiga Goob waliba ka tahay Wadarta Guud ee Kastamada Miisaaniyadda 2023



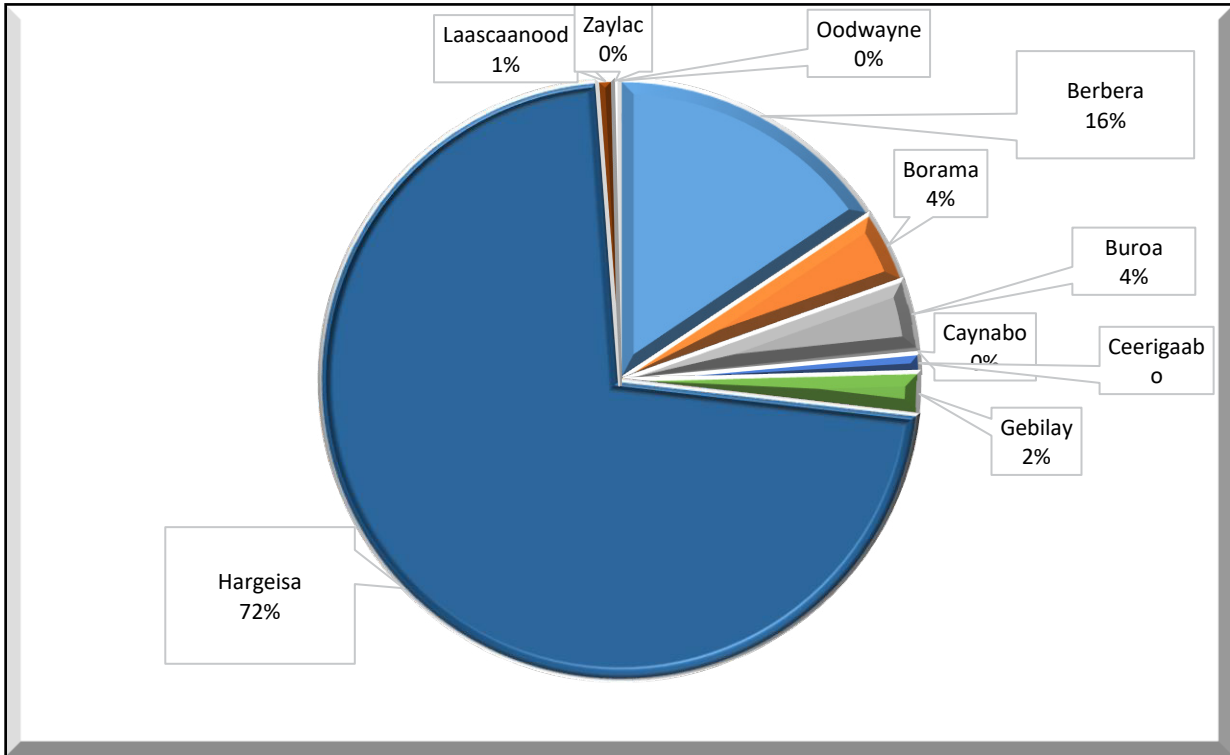
9.4 Odoros-ka Dakhliga Cashuuraha Berriga 2023 oo Deegamaysan

Sida ka muuqata jaantuska 22^{aad} iyo shaxda 15^{aad} ee hoose, Odoroska dakhiga Cashuuraha Berriga ee Miisaaniyadda 2023 waa (560 Billion SLSH), waxaanu ka badan yahay **13%** ku talo galkii sanadkii 2022. Marka la eego dhanka Saamiga ay Goob waliba ka tahay Dakhliga guud ee Cashuuraha Berriga, Hargaysa ayaa ah tan ugu badan isla markaana laga filayaa inay soo saarto kala badh in ka badan **72%** Wadarta Guud ee Dakhliga Cashuuraha Berriga, halka ay ku soo xigto Berbera oo noqonaysa **15.60%**, Boorama **3.96%**, Burco **3.77%** iyo Gabiley **2.24%**, Halka wadarta goobaha kale ee Cashuuraha Berrigu noqon doonan **2.43%**.

SHAXDA 15: Odoraska Dakhliga Cashuuraha Berriga ee Miisaaniyadda 2023 oo Deegaamaysan

| Goobaha | Odoroska 2023 | Odoroska 2022 | Faraqa | % Isbedelka | % Saamiga Guud |
|--------------|------------------------|------------------------|-----------------------|-------------|----------------|
| Berbera | 87,591,967,354 | 80,026,868,937 | 7,565,098,417 | 9% | 15.60% |
| Borama | 22,244,542,620 | 20,282,251,525 | 1,962,291,095 | 10% | 3.96% |
| Buroa | 21,177,562,830 | 19,425,119,208 | 1,752,443,622 | 9% | 3.77% |
| Caynabo | 1,262,171,506 | 1,163,607,910 | 98,563,596 | 8% | 0.22% |
| Ceerigaabo | 5,783,609,876 | 5,355,886,787 | 427,723,089 | 8% | 1.03% |
| Gebilay | 12,588,243,005 | 11,540,265,887 | 1,047,977,118 | 9% | 2.24% |
| Hargeisa | 404,172,338,552 | 369,505,863,396 | 25,666,475,156 | 7% | 71.98% |
| Laascaanood | 4,633,754,716 | 4,264,909,878 | 368,844,838 | 9% | 0.83% |
| Zaylac | 1,383,907,261 | 1,276,199,236 | 107,708,025 | 8% | 0.25% |
| Oodwayne | 653,304,754 | 615,081,469 | 38,223,285 | 6% | 0.12% |
| Total | 561,491,402,474 | 512,840,972,763 | 39,650,429,711 | 8% | 100.00% |

Jaantuus 22: Saamiga Goob waliba ka tahay Wadarta Guud ee Odoroska Miisaaniyadda 2023 ee Cashuuraha Berriga



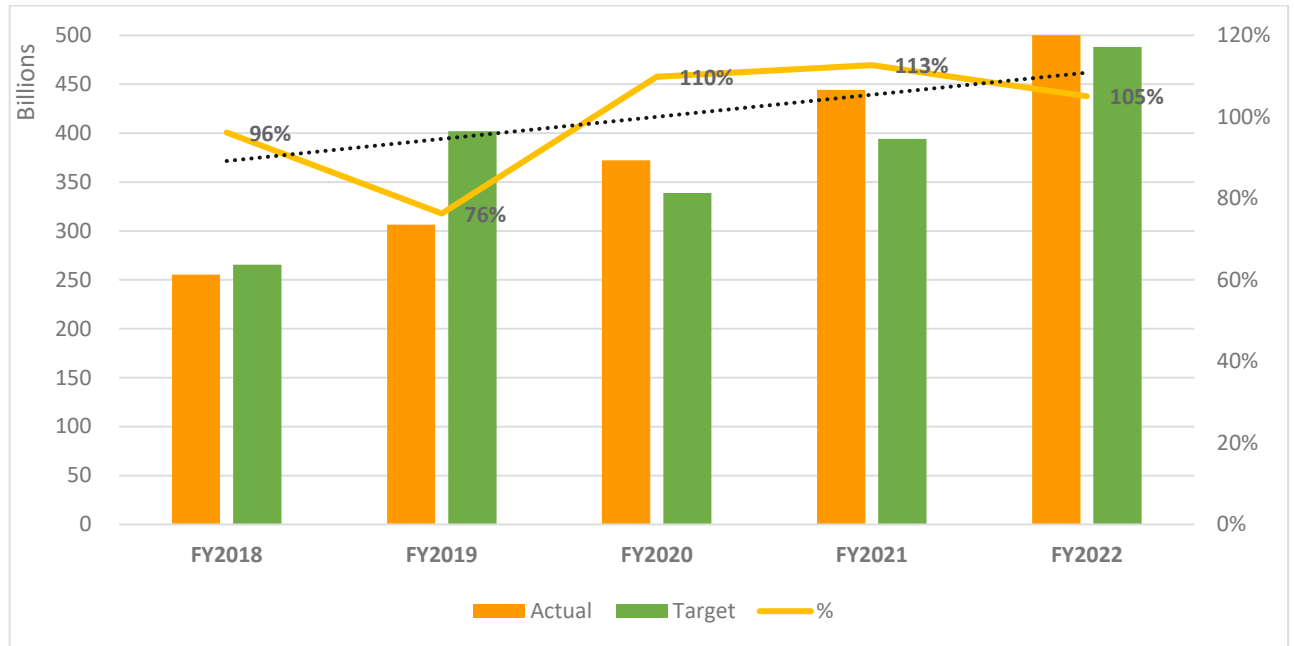
9.5 Isbarbardhiga Dakhliga dhabta ah ee Cashuuraha Beriga 2018-2022

Sida ka muuqata jaantuska 23aad celcelis ahaan dakhliga cashuuraha beriga ayaa sameeyay kor u kac 5% sanadkiiba. Marka laga reebo odoroskii 2019-ka oo ahaa mid aan ku salaysan xaqiiqda. Kor u kaca dakhliga dhabta ah ee cashuuraha beriga mudadii shantii sano ee u dambeeay ayaa ku timi dhawr qodob.

- Wax ka badel lagu sameeyay siyaasada cashuuraha beriga (Tax policy) iyo hirgelinta cashuuraha alaabta iyo adeega laydhka iyo isgaadhsiinta
- Sal-balaadhinta cashuuraha iyo tiri koob lagu sameeyay cashuuraha saaran macashal macaashka kirida iyo ganacsiga
- Wacyi-galinta iyo u hoggaansanaanta cashuurta ee cashuur bixiyaha.



Jaantuus 23; Isbarbardhiga Dakhliga Dhabta ee Cashuuraha Berriga 2018-2021



9.6 Faah-Faahinta kharashka Miisaaniyadda 2023

9.6.1 Saamiga Wadaagayaasha ee Miisaaniyadda 2023

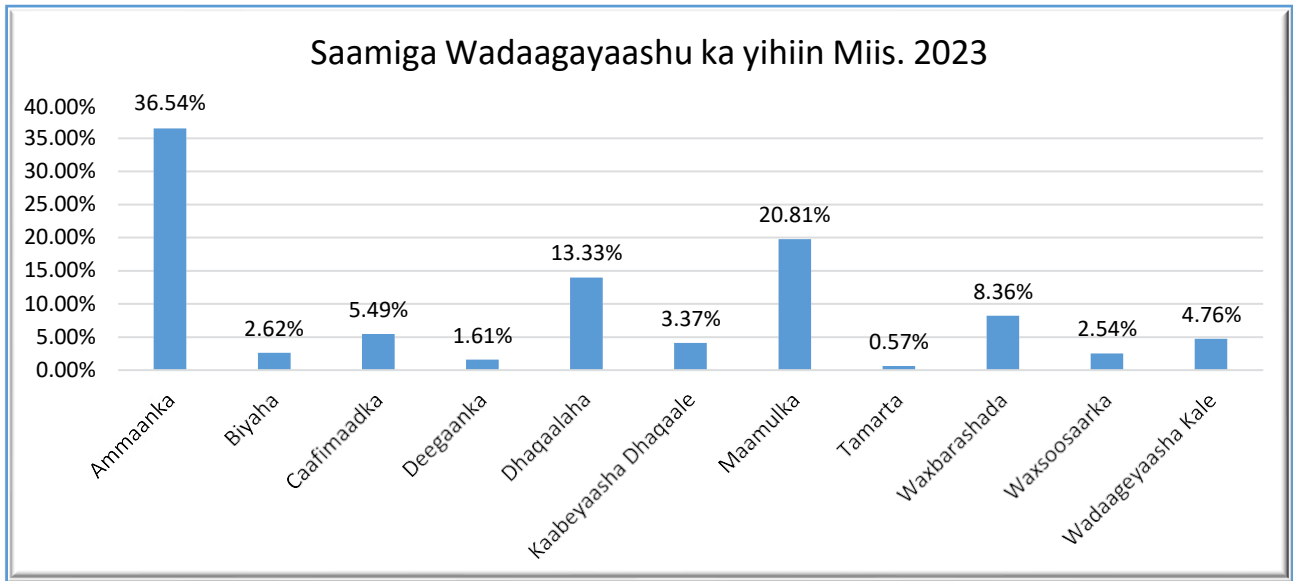
Sida ka muuqta Jaantuska iyo Shaxdan hoos ku taala, kharashka ku baxa Hay'addaha Amniga waxa uu Miisaaniyadda Guud ka yahay 36.54%, taas oo kuu muujinaysa in Amnigu Miisaaniyadda guud ka yahay sadex meelood meel yahay. Dhanka kale, Wadaagayaasha Dhaqaalaha, Maamulka, Waxbarashada, iyo Caafimaadku waxay Miisaaniyadda Guud ka yihiin kala badh 48%, halka ay Wadaagayaasha Biyaha, Deegaanka, Tamarta, Kaabayaasha Dhaqaalaha, Wax-soo saarka iyo Qaybaha kale ka yihiin 15.46%.

SHAXDA 16: Soo Koobida Saamiga Wadaagayaashu ka yihiin Miisaaniyadda 2023

| Code: Faahfaahinta | 2022 | 2023 | Farqi | % Farqiga | % Guud |
|-------------------------------|--------------------------|--------------------------|-----------------------|--------------|-------------|
| 1010000: Ammaanka | 886,522,862,738 | 924,523,872,556 | 38,001,009,818 | 4.29% | 36.54% |
| 1020000: Biyaha | 52,761,150,455 | 66,400,705,682 | 13,639,555,227 | 25.85% | 2.62% |
| 1030000: Caafimaadka | 152,620,312,618 | 138,995,302,187 | -13,625,010,432 | -8.93% | 5.49% |
| 1040000: Deegaanka | 35,324,238,347 | 40,840,250,042 | 5,516,011,694 | 15.62% | 1.61% |
| 1050000: Dhaqaalaha | 393,868,243,068 | 337,270,147,502 | -56,598,095,566 | -14.37% | 13.33% |
| 1060000: Kaabayaasha Dhaqaale | 91,518,276,380 | 85,277,120,457 | -6,241,155,923 | -6.82% | 3.37% |
| 1070000: Maamulka | 487,862,974,366 | 526,579,564,488 | 38,716,590,122 | 7.94% | 20.81% |
| 1080000: Tamarta | 16,293,238,885 | 14,334,433,954 | -1,958,804,931 | -12.02% | 0.57% |
| 1090000: Waxbarashada | 197,455,161,987 | 211,611,904,342 | 14,156,742,355 | 7.17% | 8.36% |
| 1110000: Waxsoosaarka | 62,694,086,870 | 64,184,974,777 | 1,490,887,907 | 2.38% | 2.54% |
| 1120000: Wadaageyaasha Kale | 120,692,049,506 | 120,318,195,876 | -373,853,630 | -0.31% | 4.76% |
| Grand total | 2,497,612,595,220 | 2,530,336,471,861 | 32,723,876,641 | 1.31% | 100% |



Jaantuus 24: Saamiga Wadaagayaashu ka yihiin Miisaaniyadda 2023



9.6.1.1 Amaanka

Guud ahaan wadaagahani wuxuu Miisaaniyadda guud ka yahay **36.54%**, taas oo udhiganta **924,523,872,556 SLSH**, wuxuu muujinyaa korodh dhan **4.29%** marka loo eego Miisaaniyadda wadaagaha ee sanadkii hore 2022, waana wadaagaha ugu Miisaaniyadda badan taas oo ay keenatay muhiimadda uu amniga iyo difaacu u leeyihiin waddanka. Miisaaniyadda 2023 ee wadaagahani waxay mihiimada siinayasaa;

- Kor u qaadsita tirada iyo tayada Ciidanka
- Kor u qaadida adeegyada kala duwan ee ciidanka
- libsiga Gaadiidka
- libsiga qalabka dabdemiska

SHAXDA 17: Wadaagaha Amaanka iyo Difaaca

| Faahfaahinta | 2022 | 2023 | Faraqa | % faraqa | % Guud |
|---|------------------------|------------------------|-----------------------|--------------|---------------|
| 1010100: Difaaca | 33,902,193,906 | 34,835,315,083 | 933,121,177 | 2.75% | 1.38% |
| 1010200: Difaaca | 27,157,830,898 | 32,336,827,320 | 5,178,996,421 | 19.07% | 1.28% |
| 1010400: Ciidanka Asluubta | 80,763,886,305 | 82,264,104,773 | 1,500,218,468 | 1.86% | 3.25% |
| 1010500: Ciidanka Booliska | 178,251,003,496 | 189,726,775,526 | 11,475,772,030 | 6.44% | 7.50% |
| 1010600: Ciidanka Ilaalada Xeebaha | 26,049,105,936 | 28,998,508,258 | 2,949,402,322 | 11.32% | 1.15% |
| 1010700: Ciidanka Socdaalka | 18,154,292,111 | 19,846,784,178 | 1,692,492,068 | 9.32% | 0.78% |
| 1010800: Ciidanka Dabdamiska Qaranka | 18,515,786,848 | 19,016,306,848 | 500,520,000 | 2.70% | 0.75% |
| 1010900: Wasaaradda Gaashaandhigga | 47,154,633,020 | 48,186,810,851 | 1,032,177,831 | 2.19% | 1.90% |
| 1011000: Difaaca | 456,574,130,217 | 469,312,439,718 | 12,738,309,501 | 2.79% | 18.55% |
| Miisaaniyada loo qorsheeyey Ammaanka | 886,522,862,738 | 924,523,872,556 | 38,001,009,818 | 4.29% | 36.54% |



9.6.1.2 Maamulka

Guud ahaan Wadaagahani waxay miisaaniyadda guud ka yahay **20.81%** kaas oo u dhiganta **526,579,564,488 SLSH**. Sidaa darteed wadaagahani wuxuu ina tusayaa korodh ah **7.94%** Wadaagaahni wuxuu Sannadka 2023 muhiimad gaar ah siiyey;

- Qabashada Doorashooyinka dalka ku soo wajahan
- Sharci dajinta
- Kor u qaadida adeega iyo Tayada garsoorka
- Aqoonsi raadinta
- Maamul daadajinta;
- Barashada dastuurka iyo xoojinta shuruucada
- Xoojinta ilaalinta hantid Qaranka iyo isla xisaabtanka

SHAXDA 18: Wadaagaha Maamulka

| Faahfaahinta | 2022 | 2023 | Farqi | % Farqiga | % Guud |
|--|------------------------|------------------------|-----------------------|--------------|---------------|
| 1070100: Xafiiska Madaxtooyada | 96,448,690,635 | 95,691,802,447 | -756,888,189 | -0.78% | 3.78% |
| 1070300: Golaha Guurtida JSL | 36,467,199,346 | 41,314,230,944 | 4,847,031,598 | 13.29% | 1.63% |
| 1070400: Golaha Wakiilada JSL | 64,970,461,650 | 60,148,309,937 | -4,822,151,713 | -7.42% | 2.38% |
| 1070500: Maxkamadda Sare | 8,096,926,094 | 10,905,747,166 | 2,808,821,072 | 34.69% | 0.43% |
| 1070600: Maxkamadaha Hoose | 39,031,531,472 | 47,086,191,008 | 8,054,659,536 | 20.64% | 1.86% |
| 1070700: Xeerilaalinta Guud Ee Qaranka | 10,358,674,114 | 11,076,438,510 | 717,764,396 | 6.93% | 0.44% |
| 1070800: Hay'adda Shaqaalaha Dawladda | 15,012,745,230 | 14,254,208,082 | -758,537,149 | -5.05% | 0.56% |
| 1070900: Machadka Tababarka Sh. Dawladda | 6,115,713,016 | 7,560,049,146 | 1,444,336,130 | 23.62% | 0.30% |
| 1071000: Hantidhawrka Guud Ee Qaranka | 14,388,246,512 | 15,429,632,838 | 1,041,386,326 | 7.24% | 0.61% |
| 1071200: Garyaqaanka Guud Ee Qaranka | 6,011,458,827 | 6,038,606,783 | 27,147,956 | 0.45% | 0.24% |
| 1071300: Wasaaradda Arrimaha Debedda & Iskaashiga Caalamiga ah | 53,245,014,973 | 45,860,471,643 | -7,384,543,329 | -13.87% | 1.81% |
| 1071400: Wasaaradda Cadaaladda | 13,184,866,253 | 14,023,289,330 | 838,423,077 | 6.36% | 0.55% |
| 1071500: Komishanka Xuquuqal Insaanka Qaranka | 5,131,511,388 | 5,443,740,218 | 312,228,830 | 6.08% | 0.22% |
| 1071600: Wasaaradda arrimaha Gudaha | 55,366,234,081 | 48,808,706,436 | -6,557,527,645 | -11.84% | 1.93% |
| 1071700: Wasaaradda X. Goleyaasha & A. Distoorka | 10,402,755,191 | 11,692,566,387 | 1,289,811,196 | 12.40% | 0.46% |
| 1071800: Gudiga Dib U Habaynta Shuruucda | 2,261,137,360 | 2,320,201,112 | 59,063,752 | 2.61% | 0.09% |
| 1071900: Gudiga Doorashooyinka Qaranka | 40,388,948,907 | 78,826,234,932 | 38,437,286,025 | 95.17% | 3.12% |
| 1072000: Gudiga Maamul-wanaaga & L.Musuqmaasuqa | 5,355,558,779 | 6,133,329,691 | 777,770,912 | 14.52% | 0.24% |
| 1072100: Gudiga Diwaangelinta Ururada | 5,625,300,538 | 3,965,807,878 | -1,659,492,660 | -29.50% | 0.16% |
| Miisaaniyada loo qorsheeyey Maamulka | 487,862,974,366 | 526,579,564,488 | 38,716,590,122 | 7.94% | 20.81% |



9.6.1.3 Caafimaadka

Guud ahaan wadaagahani wuxuu ka yahay Miisaaniyadda **5.49%** oo udhiganta **138,995,302,187 SL.SH**, waxaana Sannadkan 2023 muhiimada siinyaa;

- Horumarinta iyo daryeelka cisbitaalada dhimirka;
- Iibsiga qalabka Caafimaadka;
- Hurumarinta Adeegyada Cisbitaalada Gobolada
- Joogtaynta adeega Caafimaad ee Cisbitaalada Laascaanood iyo Ceerigaabo
- Kor u qaadida dhahkaatiirta ka hawlgal cisbitaalada dalka
- Kor u qaadida adeega mishiinada kelyaha

SHAXDA 19: Wadaagaha Caafimaadka

| Faahfaahinta | 2022 | 2023 | Farqi | % Farqiga | % Guud |
|---|------------------------|------------------------|------------------------|---------------|--------------|
| 1030100: Komishanka Qaranka ee Xakamaynta HIV/AIDS | 7,005,870,170 | 8,115,597,492 | 1,109,727,322 | 15.84% | 0.32% |
| 1030200: Wasaaradda Horumarinta Caafimaadka | 127,045,392,111 | 116,063,551,721 | -10,981,840,390 | -8.64% | 4.59% |
| 1030300: Komishanka Qaranka ee M. Caafimaadka | 2,994,339,566 | 3,060,476,027 | 66,136,461 | 2.21% | 0.12% |
| 1030400: Hay'adda Dhawrista Tayada | 15,574,710,772 | 11,755,676,947 | -3,819,033,824 | -24.52% | 0.46% |
| Miisaaniyada loo qorsheeyey Caafimaadka | 152,620,312,618 | 138,995,302,187 | -13,625,010,432 | -8.93% | 5.49% |

9.6.1.4 Waxbarashada

Wadaagahani wuxuu Miisaaniyadda Guud ka yahay **8.36%** una dhiganta **211,611,904,342 SL.SH** waxaana Sannadkan 2023 mudnaanta la siiyey;

- Horumarinta Iskuulada Farsamada gacanta
- Dhismayaasha iskuulo, iyo labareeriyada
- Joogtaynta adeega waxbarashada ee dugsiyada dayaxa iyo Laascaanood
- Dhismayaasha Jaamacadaha

SHAXDA 20: Wadaagaha Waxbarashada

| Faahfaahinta | 2022 | 2023 | Farqi | % Farqiga | % Guud |
|--|------------------------|------------------------|-----------------------|--------------|--------------|
| 1090100: Wasaaradda Waxbarashada & Sayniska | 189,530,429,514 | 199,545,597,293 | 10,015,167,779 | 5.28% | 7.89% |
| 1090200: Gudiga Tacliinta Sare | 7,924,732,473 | 12,066,307,049 | 4,141,574,576 | 52.26% | 0.48% |
| Miisaaniyada loo qorsheeyey Waxbarashada | 197,455,161,987 | 211,611,904,342 | 14,156,742,355 | 7.17% | 8.36% |



9.6.1.5 Tamarta

Wadaagahani wuxuu ka yahay Miisaaniyadda 0.57% oo u dhiganta 14,334,433,954 SI/Sh, wadaagahani wuxuu xooga saarayaa sanadka 2023

- Sii wadida xogaha ku saabsan shidaalka iyo macdanaha kala duwan ee ku jira Dalka kuwaas oo baadhistoodu ka socotay qaybo ka mida gobolada dalka
- Nidaaminta iyo tayeynta korontada dalka;
- Ka hortagida iyo yaraynta khataraha Korontada;
- Helida koronto jaban oo macquul ah.

SHAXDA 21: Wadaagaha Tamarta

| Faahfaahinta | 2022 | 2023 | Farqi | % Farqiga | % Guud |
|---|-----------------------|-----------------------|-----------------------|----------------|--------------|
| 1080100: Wasaaradda Macdanta & Tamarta | 13,812,704,303 | 11,457,659,306 | -2,355,044,997 | -17.05% | 0.45% |
| 1080200: Komishanka Tamarta | 2,480,534,582 | 2,876,774,648 | 396,240,066 | 15.97% | 0.11% |
| Miisaaniyada loo qorsheeyey Tamarta | 16,293,238,885 | 14,334,433,954 | -1,958,804,931 | -12.02% | 0.57% |

9.6.1.6 Waxsoo-saarka

Waxsoo-saarku wuxuu Miisaaniyadda 2023 yahay 2.54% una dhiganta 64,184,974,777 SI/Sh, waxaanu tilmaamayaa meelaha muhiimada la siiyey sanadka 2023 ka waxaa ka mid ah;

- Kor u qaadista Cilmi baadhista iyo fidinta Beeraha;
- Xoojinta wax soosaarka dalka
- Daawaynta iyo shaybaadhka Xoolaha;
- Xoolaynta Dadka danyarta ah;
- Horumarinta tijaabada taranka iyo calafka Xoolaha.
- Fulinta siyaasadaha ilaalinta iyo dhiiri-galinta wax-soosaarka gudaha
- Fulinta siyaasadda cashuur dhaafka qalabka la xidhiidha wax-soosaarka Beeraha, kaluumeysiga iyo War-hadeyntaba

SHAXDA 22: Wadaagaha Wax-soosaarka

| Faahfaahinta | 2022 | 2023 | Farqi | % Farqiga | % Guud |
|--|-----------------------|-----------------------|----------------------|--------------|--------------|
| 1110100: Wasaaradda Horumarinta Beeraha | 17,896,437,993 | 22,738,662,006 | 4,842,224,013 | 27.06% | 0.90% |
| 1110200: Hay'adda Cilmibaadhista Beeraha | 2,982,583,660 | 2,757,623,410 | -224,960,250 | -7.54% | 0.11% |
| 1110300: Wasaaradda X. Xoolaha & Kaluumeysiga | 41,815,065,216 | 38,688,689,360 | -3,126,375,856 | -7.48% | 1.53% |
| Miisaaniyada loo qorsheeyey Waxsoosaarka | 62,694,086,870 | 64,184,974,777 | 1,490,887,907 | 2.38% | 2.54% |



9.6.1.7 Deegaanka

Wadaagahani Miisaaniyadda Guud wuxuu ka yahay **1.61%** oo u dhigant **40,840,250,042 SL.SH**, waxaanu muujinayaa korodh ah **15.62%**. Wadaagahani wuxuu muhiimada siinayaa;

- Ilaalinta Deegaanka iyo ka hortaga xaalufka;
- Seera xiliyeedyada
- Daryeelka duurjoogta iyo ugaadha;
- Ka jawaabida xaaladaha degdega ah ee ay keenaan Masiibooyinka debiiciga ah
- Dhismaha Xarunta Wasaaradda Deegaanka

SHAXDA 23: Wadaagaha Deegaanka

| Faahfaahinta | 2022 | 2023 | Farqi | % Farqiga | % Guud |
|---|-----------------------|-----------------------|----------------------|---------------|--------------|
| 1040100: Hay'adda U Diyaargarawga Afooyinka & Kaydka Raashinka | 9,918,158,626 | 11,740,944,186 | 1,822,785,560 | 18.38% | 0.46% |
| 1040200: Wasaaradda Deegaanka & Isbedelka Cimilada | 21,775,363,767 | 24,936,731,130 | 3,161,367,362 | 14.52% | 0.99% |
| 1040300: Wasaaradda H. Reer-Miyiga | 3,630,715,954 | 4,162,574,726 | 531,858,772 | 14.65% | 0.16% |
| Miisaaniyada loo qorsheeyey Deegaanka | 35,324,238,347 | 40,840,250,042 | 5,516,011,694 | 15.62% | 1.61% |

9.6.1.8 Biyaha

Wasaaradda biyaha oo ah Wasaaradda kaliye ee ku jirta wadaagahan waxay Miisaaniyada guud ka tahay una dhig 2.62% anta SI/Sh, Wadaa 66,400,705,682 gahani wuxuu Sannadkan xooga saarayaa;

- Hirgalinta biyo balaadhinta Gobolada
- Biyo balaadhinta Hargaysa
- Iibsiga qalabka sahaminta biyaha;
- Iibsiga qalabka shaybaadhka biyaha.
- Dhaamam waaweyn oo gobolada laga hirgeliyo;
- Qodida ceelal dhaadheer oo laga Qodo gobolada

SHAXDA 24: Wadaagaha Biyaha

| Faahfaahinta | 2022 | 2023 | Farqi | % Farqiga | % Guud |
|---|-----------------------|-----------------------|-----------------------|---------------|--------------|
| 1020100: Wasaaradda H. Biyaha | 52,761,150,455 | 66,400,705,682 | 13,639,555,227 | 25.85% | 2.62% |
| Miisaaniyada loo qorsheeyey Biyaha | 52,761,150,455 | 66,400,705,682 | 13,639,555,227 | 25.85% | 2.62% |



9.6.1.9 Dhaqaalaha

Wadaagahani wuxuu ka yahay Miisaaniyadda guud **13.33%** oo u dhiganta **337,270,147,502 SI/Sh**, wadaagahani wuxuu muhiimada siinayaa;

- Kaydka Qaranka;
- Kor u qaadista dakhli ururinta;
- Dib u-habaynta maamulka Maaliyaddada;
- Dhiirgalinta maalgashiga gudaha
- Daahfurnaanta nidaamka qandaraasyada Qaranka;
- Shaqo abuurka.

SHAXDA 25: Wadaagaha Dhaqaalaha

| Faahfaahinta | 2022 | 2023 | Farqi | % Farqiga | % Guud |
|---|------------------------|------------------------|------------------------|----------------|---------------|
| 1050100: Wasaaradda Qorshaynta & H.Qaranka | 13,367,857,738 | 14,182,416,453 | 814,558,715 | 6.09% | 0.56% |
| 1050200: Wasaaradda H. Maaliyadda | 338,634,534,964 | 277,606,236,457 | -61,028,298,507 | -18.02% | 10.97% |
| 1050300: Hay'adda Caymiska Qaranka | 2,474,058,622 | 3,615,584,816 | 1,141,526,194 | 46.14% | 0.14% |
| 1050400: Wasaaradda Ganacsiga & Dalxiiska | 20,676,508,081 | 21,009,972,569 | 333,464,488 | 1.61% | 0.83% |
| 1050500: Hay'adda Aagga Ganacsiga Cashuuraha ka Caagan | 2,194,131,270 | 2,229,652,628 | 35,521,358 | 1.62% | 0.09% |
| 1050600: Gudiga Qandaraasyada Qaranka | 4,939,112,353 | 5,920,797,875 | 981,685,522 | 19.88% | 0.23% |
| 1050700: Wasaaradda Horumarinta Maalgashiga & Warshadaha | 11,582,040,040 | 12,705,486,704 | 1,123,446,664 | 9.70% | 0.50% |
| Miisaaniyada loo qorsheeyey Dhaqaalaha | 393,868,243,068 | 337,675,795,502 | -56,192,447,566 | -14.27% | 13.33% |

9.6.1.10 Kaabayaasha Dhaqaalaha

Wadaagahani wuxuu Miisaaniyadda guud ka yahay **3.37%**, una dhiganta **85,277,120,457 SL/Sh**. waxyaalaha uu muhiimada siinayo wadaagahani waxaa ka mida ah;

- Horumarinta wadooyinka i
- fidinta Fiber optic ee Dawladda
- Hirgalinta adeega boosaha;
- Isticmaalka Tiknoolajiyada ee adeega Haya'daha Dawladda;
- Nashqadaynta magaalooyinka;
- Horumarinta xirfadaha Tiknoolajiyada (ICT skills);
- Dakhli kordhinta;
- Horumarina madaarada;



SHAXDA 26: Wadaagaha Kaabayaasha Dhaqaalaha

| Faahfaahinta | 2022 | 2023 | Farqi | % Farqiga | % Guud |
|--|-----------------------|-----------------------|-----------------------|---------------|--------------|
| 1060100: Wasaaradda Gaadiidka & H. Jidadka | 53,014,106,066 | 51,309,921,499 | -1,704,184,567 | -3.21% | 2.03% |
| 1060200: Wasaaradda Isgaadhsiinta & Tignoolajiyada | 21,138,331,197 | 15,665,478,378 | -5,472,852,819 | -25.89% | 0.62% |
| 1060300: Wasaaradda Hawlaha Guud, Dhulka & Guraynta | 17,365,839,116 | 18,301,720,580 | 935,881,463 | 5.39% | 0.72% |
| Miisaaniyada loo qorsheeyey K. Dhaqaalaha | 91,518,276,380 | 85,277,120,457 | -6,241,155,923 | -6.82% | 3.37% |

9.6.1.11 Wadaagaha kale (cross-cutting Sector)

Wadaagahan waxaa ku midaysan afar Wasaaradood iyo laba Hay'adood oo dhamaantood ay isugu yimaadaan adeegyada Bulshadu, waxay Miisaaniyadda guud ka yihiin **4.76%** oo u dhiganta **120,318,195,876 SL/Sh**, Wadaagahani wuxuu muhiimada saarayaa;

- Dhiirigalinta shaqo abuurka dhalinyarada;
- Horumarinta ciyaaraha;
- Daryeelka Dadka nugul;
- Shaqo abuurka danyarta;
- La dagaalanka iyo ka hortga mukhaadaraadka;
- Kor u qaadida kaalmooyinka bulshada ee kala duwan;
- Diiwaan galinta shaqaalaha ajaanibka ah;
- Dhismayaasha garoonada ciyaaraha.

SHAXDA 27; Wadaagayaasha Kale (Cross-Cutting Sector)

| Faahfaahinta | 2022 | 2023 | Farqi | % Farqiga | % Guud |
|---|------------------------|------------------------|---------------------|---------------|--------------|
| 1120100: Wasaaradda Warfaafinta, Dhaqanka & Wacyigalinta | 54,366,858,033 | 46,672,705,099 | -7,694,152,933 | -14.15% | 1.84% |
| 1120200: Wasaaradda Diinta & Awqafta | 15,330,456,909 | 19,003,510,495 | 3,673,053,586 | 23.96% | 0.75% |
| 1120300: Wasaaradda Shaqogelinta, Arimamah Bulshada & Qoyska | 18,829,285,069 | 20,549,305,317 | 1,720,020,248 | 9.13% | 0.81% |
| 1120400: Wasaaradda Ciyaaraha & Dhalinyarada | 19,784,135,489 | 23,117,359,581 | 3,333,224,093 | 16.85% | 0.91% |
| 1120500: Hay'adda Qaxootiga & Barakacayaasha | 9,991,102,287 | 8,539,773,331 | -1,451,328,956 | -14.53% | 0.34% |
| 1120600: Jamciyadda Mujaahidiinta Sooyaal | 2,390,211,719 | 2,435,542,052 | 45,330,333 | 1.90% | 0.10% |
| Miisaaniyada loo qorsheeyey Wadaageyaasha Kale | 120,692,049,506 | 120,318,195,876 | -373,853,630 | -0.31% | 4.76% |



9.6.2 Soo Koobida Qeybaha Miisaaniyadda 2023

Sida ka Muuqata Shaxdan Hoose iyo Jaantuskan hoose, kharashka ku baxa Shaqaalaha oo ka kooban Mushaharooyin iyo Gunooyin waxa ay Miisaaniyadda Guud ka yihiin in ka badan kala badh **55.14 %** taas oo ina tusaysa in kala badh in ka badan Miisaaniyadda Dowladdu ku baxayso Mushaharooyinka.

Sidoo kale, kharashka ku baxa Shaqaalaha waxa uu kordhay **5.39%** marka loo eego sanadkii hore oo uu Miisaaniyadda guud ka ahaa **54.24%**, korodhkan ayaa ka yimid:

- Korodhka tirada ciidanka iyo tiro shaqaale ah oo kooban
- 500 oo shaqaale cusub ah oo Mashruuca shaqo qaran ah & laba dafcadood oo hore oo miisaaniyad-sanadeedka loo dhamays-tiray Gunnada
- Naafada iyo dhakhaatiir takhasusaad leh.

Dhanka kale, karashyada Alaabta & Adeegga & karashyada kale ee si gaar ah loo xusay ama kharashka hawl socodsintu waxa uu Miisaaniyadda Guud ka yahay **21.09%**.

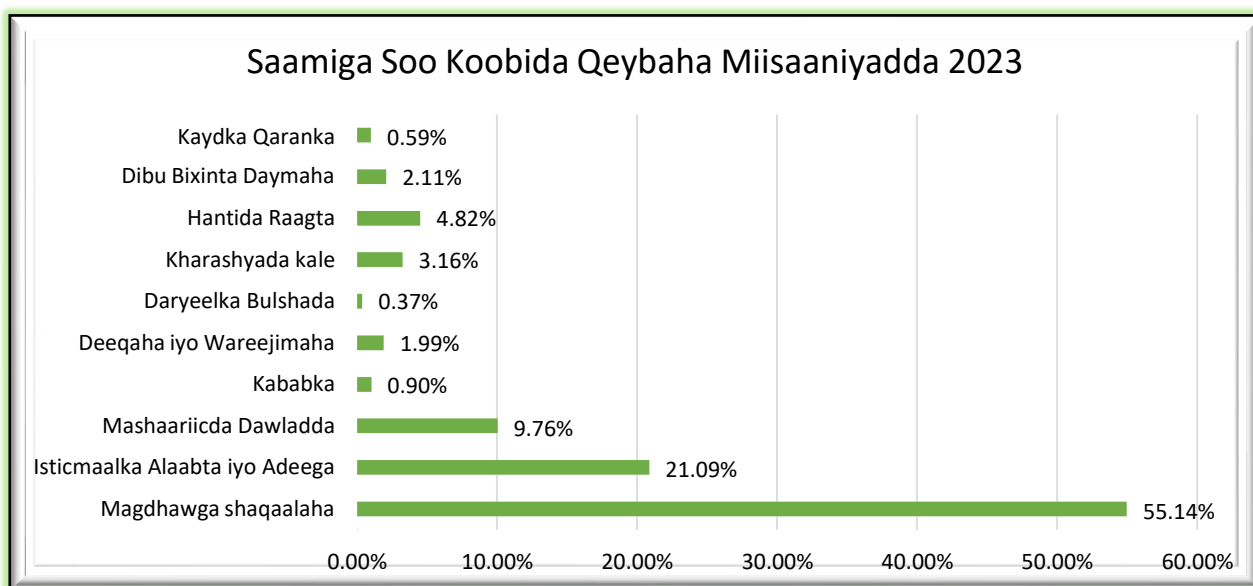
Mashaariicda Dowladda, Dhismayaasha iyo libsiga hantida Raagtaa waxay Miisaaniyadda 2023 yihiin 14.58%, halka Deymaha, kharashka kaydka qaranka, kharashyada kale, Deeqaha, daryeelka bulshada iyo Kaalmooyinka qeybaha kale ee Dowladda ka yihiin Miisaaniyadda **9.19%**.

SHAXDA 28: Soo Koobida Qeybaha Waaweyn ee Kharashka Miisaaniyadda 2023

| Madaxa : | Faahfaahinta | 2022 | 2023 | Farqi | % Farqi | % Guud |
|--------------------|---|--------------------------|--------------------------|-----------------------|--------------|-------------|
| 2110000: | Magdhawga Shaqaalaha | 1,323,973,109,523 | 1,395,272,299,701 | 71,287,299,190,178 | 5.39% | 55.14% |
| 2210000: | Miisaaniyada loo qoondeeyey Isticmaalka Alaabta & Adeega | 491,247,139,546 | 533,633,346,855 | 42,386,207,309 | 8.63% | 21.09% |
| 2400000: | Mashaariicda Dawladda | 222,121,736,598 | 247,044,432,728 | 24,922,696,130 | 11.22% | 9.76% |
| 2510000: | Kababka | 25,419,393,703 | 22,734,101,881 | -2,685,291,822 | -10.56% | 0.90% |
| 2640000: | Deeqaha iyo Wareejimaha | 46,321,939,814 | 50,446,939,814 | 4,125,000,000 | 8.91% | 1.99% |
| 2720000: | Daryeelka Bulshada | 8,751,000,000 | 9,451,000,000 | 700,000,000 | 8.00% | 0.37% |
| 2840000: | Kharashyada kale | 82,179,616,210 | 80,071,657,461 | -2,107,958,749 | -2.57% | 3.16% |
| 3120000: | Hantida Raagta | 157,791,881,605 | 121,891,701,121 | -35,900,180,484 | -22.75% | 4.82% |
| 3210000: | Saamiga Maalgashiga ee Dawladda | 7,000,000,000 | 1,275,000,000 | -5,725,000,000 | -81.79% | 0.05% |
| 5210000: | Dibu Bixinta Daymaha | 93,404,960,317 | 53,515,992,300 | -39,888,968,017 | -42.71% | 2.11% |
| 6530000: | Kaydka Qaranka | 39,401,817,905 | 15,000,000,000 | -24,401,817,905 | -61.93% | 0.59% |
| Grand total | | 2,497,612,595,220 | 2,530,336,471,861 | 32,723,876,641 | 1.31% | 100% |



Jaantuus 25; Soo Koobida Saamiga Qeybaha Miisaaniyadda 2023



9.6.2.1 Kharashka Shaqaalaha

Kharashka ku baxaya shaqaalaha sannad miisaaniyadeedka 2023 waa **1,395,272,299,701 SI.Sh.** Taasoo **55.14%** ka ah miisaaniyadda guud ee 2023, Kharashkani wuxuu ka badan yahay **5.39%** miisaaniyaddii 2022 ka.

Taana waxa keenay sababahan hoos ku xusan:

- Tiro ciidamada oo la kordhiyey;
- Shaqaalihii Shaqada Qaranka oo 500 qof oo cusub la qoondeeyey iyo laba dufacadood oo miisaaniyada loo dhamaystiray
- Shaqaalaha kaadiirinta ah ee baanka adduunku lacagtooda bixin jiray (TMP) oo Mushaharkooda dawladdu la wareegtay ka dib markii uu dhamaaday mashruucii Baanka Aduunku.
- Tiro shaqaale ah oo kooban kuwaas oo isugu jira Naafu, Kalkaaliyeyaal Caafimaad oo takhasusaad leh iyo shaqaale hoosaad.

9.6.2.2 Karashka Alaabta & Adeegga Ama Hawl socodsiinta

Kharashka loo qoondeeyey alaabta & adeegga ama hawl socodsiinta hay'addaha dawladda sanad- miisaaniyadeedka 2023 wuxuu dhanayhay **533,633,346,855 SI.sh**, Marka loo eego sannadkii 2022, oo uu ahaa, **491,247,139,546 SI. Sh**, waxay Tani waxay ku tusaysaa in karashkani aanu wax badan ka duwanayn kii sanadkii hore, uuna la kordhay uun korodhka miisaaniyadda. Kharashkani wuxuu ka tarjumayaa:

- Dardargelinta shaqada hay'addaha dawladda iyo hawlaha amniga;
- Adeegga & Alaabta ay dawladdu bixiso;
- Hirgelinta xarumaha waxbarashada ii diiniga ah, siiba deegaanada waxbarasha diintu hoosayso;
- Adeegyada ay dawladdu qabato oo sanadba Sannadka ka denbeeya si xawli ah u kordhaya;
- Fidinta Maamulka iyo adeegyada dawlada ee gobolada iyo dagmooyinka dalka.



9.6.2.3 Hantida Raagta

Miisaaniyadda loo qoondeeyey Hantida raagta waa **121,891,701,121 SL. Sh**, waxay Miisaaniyadda Guud ka tahay **4.82%** Hantida raagta waxaa loola jeedaa dhismeyaasha, Gaadiidka, Mishiinada, Doonayaha iyo hantida raagta ee kale. Waxaana kamid ah hantidan:

- Dhismeyaasha sida: Library-yada,
- Dhismeyaasha iskuulada Kaladuwan iyo dhamaystirka garoomada ciyaaraha;
- Dhismaha buundooyinka Ceerigaabo
- Dhismaha Ceelasha & harooyinka;
- Diyaarinta Aaga warshadaha (Industrial Zone);
- Iibsiga Gaadiidka kala duwan ee dawladda & Doonta Jaamacadda Culuumta badda ee Berbera.
- Dhismaha Wasaaradda Deegaanka, Madaxtooyda cusub, Wasaaradda Maalgashiga & Wershedaha, Wasaaradda Hawlaha Guud IWM.
- Iibsiga Qalabka socodaalka iyo deb-demiska;
- Saamiga Fayberka;
- Jeelasha.

9.6.2.4 Mashaariicda Kale ee Dawladda

Miisaaniyadda loo qoondeeyey Mashaariida kale ee dawlada ee aan ahayn ta Hantida raagta sanakan 2023 waa **247,044,432,728 SL/Sh**, taas oo Miisaaniyadda guud ka noqonaysa **9.76%**, waxaanay Miisaaniyaddii hore ee 2022 ka badantahay tahay **11.22%**.

Guud ahaan Mashaariicda cusub iyo kuwii hore u jiray oo la xoojiyey waxaynu ka tilmaami karnaa;

- Mashruuca shaqo qaran;
- Mashruuca Doorashooyinka;
- Mashaariicda Caafimaafka iyo waxbarashada ee Sool iyo Sanaag
- Mashaariicda Beeraha
- Horumarinta iskuulada farsamada gacanta
- Mashaariicda Xoolaha & Kalluumaysiga
- Mashaariicda Deegaanka iyo daryeelka ugaadha
- Mashaariicda Sahaminta Macdanta iyo Shidaalka
- Mashaariicda Hirgalinta E-Government, Samaynta furuaha Dal ku galka Isgaadhsiinta iyo hirgalinta Xarumaha ICT-ga
- Mashruuca hirgalinta boosta
- Mashaariicda Horumarinta dhalinyarada iyo qabashada koobka liigaga
- Mashaariicda Horumarinta Wadooyinka iyo Madaarada
- Mashaariicda Horumarinta Gobolada Bariga iyo Maamul daadejinta
- Mashruuca horumarinta cisbitaalada dhimirka
- Mashruuca Horumarinta kaabayaasha Caasimadda Hargeysa

9.6.2.5 Kaalmooyinka & Daryeelka Bulshada ee Dawladdu Bixiso

Miisaaniyadda loo qoondeeyey Kaalmooyinka iyo Daryeelka Dawladdu siiso ama ku bixiso qayabaha kala duwan ee bulshada sanadka 2023 waxay dhan tahay **59,897,939,814 SL/SH**, Waxay Miisaaniyadda guud ka noqonayaan **2.36%**.

- Kaalmooyinka axsaabta;
- Kaalmooyinka ururada bulshada;
- Kaalmada dugsiaga agoomaha & dugsiaga baahiyaha gaarka ah ee Hargeysa;
- Kaalmooyinka Xarunta Barashada Dastuurka & Kulliyadda Ciidamada Darar-weyne;



- Kaalmada ururada suxufiyinta sida SOLJA, WIJA, FIMS iyo Dawan;
- Kaalmooyinka Cusbitalada, Iskuulada, Jaamacadaha & Machadada;
- Daryeelka dadka jilicsan, barokacayaasha gudaha, Naafada, Dhimirka & Qaxootiga.

9.6.2.6 Daynta Qaranka

Daynta kharashka loogu talagalay waxaa weeyi **53,515,992,300 SI.sh**, waxayna Miisaaniyadda guud ka tahay **2.11%**, iyadoo miisaaniyadda 2022 ka hoosaysa **-42.71%**, Waxa lagu bixiyaa kharashkan daymo soo taxnaa ilaa xilliyadii dawladihii kala duduwanaa ee Somaliland soo maray iyo daymaha ka yimaada waxyaalaha sida lama-filaanka ah u dhaca ee aan Miisaaniyad ku filan loo hayn waxka-qabashadooduna ay lagama maarmaan tahay (Extra ordinary items).

9.6.2.7 Kharashka lama filaanka ah

Miisaaniyadda loo qoondeeyey keydka qaranka, kharashka lama filaanka iyo kharashyada kale waxay miisaaniyadda guud ka noqonayaan **3.75%**, waxaana lagu talagalay in loo isticmaalo xaaladaha degdega ah ee lama filaanka ah sida;

- Difaaca dalka;
- Afooyinka debiiciga ah.
- Xaaladaha deg-degga ah ee ku sababaan colaadaha IWM, Sidoo kale waxqabashada ama dibudhiska burburkii ka yimi xaaladaha sida lama filaanka ah u dhacay.



10 Mashaariicda ay Maalgalinayaan Qaadhaan bixiyayaashu 2023

Waxaa jira Mashaariic ay Maalgalinayaan qaadhaan bixiyayaasha Somaliland ka taageera dhinaca horumarka oo loogu talo galay inay fulinaan 2023, wadarta guud ee ay isku noqonayaan tahay **\$26,201,734.55** una dhiganta **183,412,141,859 SLSH**.

Mashaariicdaas oo laga fuliyo wadaagayaal kala duwan (sectors), waxaana ka mid ah; Sanduuqa Horumarinta Somaliland (SDF), Mashaariicda uu maalgalinayo Banngiga Adduunku ee kala ah: Mashruuca Dib u habaynta shaqaalaha dawlada (CSSP), Mashruuca Horumarinta Korontada (SEAP), Mashruuca Biyoole, iyo Mashaariicda kale ee ay Maalgalinayaan Qaadhaan bixiyaaysha kale duwan sida: Midowga yurub ee Mashruuca kabcinta dhaqaalaha Dadka nugul (ILED), Mashruuca Horumarinta Berbera (UN-HABITAT), Mashruuca Maamul daadejinta Dowladdaha Hoose ee (JPL) iyo Mashruuca Maareynta Masiibooyinka & khatarta Cunto-yaraanta oo ay Maalgalinayso Hay'adda (GIZ).

SHAXDA 29: Mashaariicda ay Maalgalinayaan Qaadhaan-bixiyayaashu Miisaaniyadda 2023

| No | Magaca Mashruuca | Lacagta oo shillin ah | Dollar(\$) |
|----|--|------------------------|------------------------|
| 1 | Mashruuca CSSP | 20,852,314,000 | \$2,978,902.00 |
| 2 | Mashaariicda SDF | 77,146,510,000 | \$11,020,929.00 |
| 3 | Mashruuca (SEAP) | 1,740,158,990 | \$248,594.14 |
| 4 | JPLG | 18,069,907,869 | \$2,581,415.41 |
| 5 | Mashruuca (ILED) | 16,305,114,000 | \$2,329,302.00 |
| 6 | Mashruuca (ILED) | 5,455,877,000 | \$779,411.00 |
| 7 | Mashruuca (GIZ) | 16,800,000,000 | \$2,400,000.00 |
| 8 | Mashruuca Biyoole | 8,842,260,000 | \$1,263,180.00 |
| 9 | Mashruuca Horumarinta Berbera (UN-Habitat) | 18,200,000,000 | \$2,600,000.00 |
| | TOTAL | 183,412,141,859 | \$26,201,733.55 |

10.1 Mashaariicda Baanka Adduunka (World Banka Projects)

10.1.1 Mashruuca Dib u Habaynta Shaqaalaha Dawladda

Mashruucan oo uu maalgaliyey Bangiga Aduunku oo ah qeybtii 2aad lacagta ku baxaysaana tahay **\$ 3,074,654**. Waxaa fulintiisa leh Hay'adda Shaqaalaha Dawladda, waxaana ka faa'idaysanaya Wasaaradaha iyo Hay'adaha kala duwan ee dawladda ee ay ugu horeeyaan Machadka Shaqaalaha dawlada, Wasaaradda Shaqo-gelinta, Arrimaha Bulshada iyo Qoyska, Wasaaradda Horumarinta Maaliyadda, iyo Wasaaradda Qorsheynta Qaranka IWM.

Ujeedooyinka laga leeyahay mashruucana waxaa kid ah:

- Tayeynta shaqada iyo shaqaalaha dawladda;
- Horumarinta siyaasada lagu hagayo shaqaalaha dawladda;
- Hirgelinta nidaamka kaydinta xogta shaqaalaha dawladda;
- Shaqaalaysiinta dadka xirfada iyo aqoonta fiican leh;
- Qalabaynta xafiisyada & Tababarada shaqaalaha dawladda;
- Hirgelinta nidaamka hawl-gabka ee shaqaalaha dawladda.
- Habeybta derejooyinka shaqaalaha Dowladda



10.1.2 Mashruuca Horumarinta Korontada

Mashruucan waxaa maalgaliyey Bangiga Aduunka waxaana fulintiisa leh Wasaaradda Macdanta iyo Tamarta lacagta sanadka 2023 qoondaysani waxay dhantahay **\$ \$248,594**

Ujeedooyinka mashruucan waxaa ka mid ah:

- In awooda la saaro tamarta qoraxada;
- In meelaha fog ee miyiga iyo tuulooyinku heleen laydh jaban;
- In la qiimeeyo noocyada kala duwan ee korontada dalku u baahanyahay.

10.1.3 Mashruuca Biyoole

Mashruucan biyoole wax ka wada shaqaynaya Wasaaradda Xanaanadda Xoolaha iyo Kalluumaysiga, Wasaaradda Horumarinta Beeraha, Wasaaradda Horumarinta Biyaha, Wasaaradda Deegaanka iyo Wasaaradda Qorshaynta qaranka oo leh isku dubaridka guud. Mashruucan waxaa Maalgalinaya Baanka Aduunka lacagta ku baxaysaa waa \$887,183 una dhiganta 6,210,280,020 oo shillin, wuxuu soconayaa bilaha jan-feb ee sandka 2023-ka, waxaa uu awooda saari doonaa:

- Taageerida horumarinta ilaha biyaha.
- Horumarinta iyo dhisida Haykalka Hay'adaha.
- Taageerida Maaraynta Dhulka iyo Horumarka Hab-nololeedka ee Joogtada ah ee Agagaarka Baraha Biyaha.
- Maareynta Mashruuca, Dabagalka iyo Kormeerka,

10.2 Sanduuqa Horumarinta Somaliland (SDF)

Mashaariicda laga maalgalinayo Sanduuqa Horumarinta Somaliland sandka 2023-ka waxay dhan tahay \$11,020,929 una dhiganta 77,146,505,520 SLSH waxay isugu jiraan mashaariic ku jirey sanadkii hore ee 2022-ka oo la sii wadayo wajigii labaad ee dhamaytirka ahaa sida: Dib u dhiska wadada isku xidha Gobolka Saaxil iyo Gobolka Togdheer, oo ay la wado wasaarada Gaadiidka iyo H.jidadka, waxaa kale oo ka mida mashuurca biyo balaadhinta caasimada Hargeisa oo isna la sii wadayo wajigii labaad waxaana wada Wakaalada biyaha ee Hargeisa iyo mashaariic kale oo cusub:

Mashaariicda Horumarinta ee laga fulinayo sanduuqa waxa ka mid ah:

- Ilaalinta Badqabka caro-guurka oo ay ku baxayso lacag dhan \$1,435,326 Waxaana laga fulinayaa qaybo ka mid ah gobolka Awdal, waxaana funinaysa W.H. Beeraha.

Waxsoosaarka Xoolaha: Mashruucan oo ay fulinayso Wasaaradda X. Xoolaha iyo Kaluumaysiga waxaa laga fulinayaa gobolka Togdheer waxaana la hirgaliyey xayndaabka cawska, biyaha iyo xarumo lagu qaadanayo tababaro waxaana ku baxaysa lacag dhan \$1,494,190.

- Mashruuca horumarinta biyaha oo ay fulinayso W. H. Biyaha waxaana laga maalgalinayaa Sanduuqa Horumarinta Somaliland lacagta ku baxaysaa waa \$413,479.
- Biyo Balaadhinta Caasimada Hargeysa oo socota ayna ku baxayso lacag dhan \$2,190,881
- Mashruuca Taageerida Kalluumeysatada Gobolka sanaag: mashruucani wuxuu taageerayaa kaluumaysatada gobolka Sanaag, waxaana laga caawinayaa ganacsatada kaluumaysatada dhinaca tababarka xirfadaha kaluumaysiga iyo qalabka kaluumaysiga sida shabaagta, lacagta ku baxaysaa waa \$855,939
- Dayac-tirka Wadada u dhaxaysa Berbera–Burco: waxaana ku baxaysa lacag dhan \$4,631,115.



SHAXDA 30; Faaf-faahinta Mashaariicda Sanduuqa (SDF) oo Deegaamaysan

| Project number | MDA | Description | Forecast 2023 |
|--------------------|---|---|----------------------|
| MOWD-19-01 | Ministry of Water Resource Development | Water Resources Development | 413,479 |
| HWA-20-01 | Hargeisa Water Agency | Laasdhere Water Project | 2,190,881 |
| MoAD-20-01 | Ministry of Agriculture Development | Sustainable Land Management in Durdur Ad - Awdal | 1,435,326 |
| MoTRD -20-01 | Ministry of Transportation and Roads | Rehabilitation of Burao - Berbera Road | 4,631,115 |
| MoLFD- Livestock | Ministry of Livestock and Fisheries Development | Animal Production and Health Services in Togdheer | 1,494,190 |
| MoLFD - Fisheries | Ministry of Livestock and Fisheries Development | Strengthening Artisanal Fisheries in Sanaag | 855,939 |
| GRAND TOTAL | | | 11,020,929.36 |

10.3 Mashaariicda kobcinta dhaqaalaha Dadka Nugul iyo Horumarinta kaabayaasha dhaqaale ee bulshada.

Labadan Mashruuc Waxaa maalgalinaya EU-da (EU Emergency fund for Africa) ayna fulinayso Hay'adda Concern Worldwide, kor-joogtana ay ka tahay save the children international, guud ahaana ay maamulayso Wasaaradda Shaqada, Arrimaha Bulshada & Qoyska, waxa fulinta mashruucan ku baxaysa lacag dhan **\$3,108,713** una dhiganta **21,760,991,000 SLSH**

Ujeedada mashruuca 1aad: waa horumarinta dhaqaalaha dadka nugul, waxaanu mashruucu horumarinayaa fursadaha dhaqan-dhaqaale ee dadka nugul iyada oo loo marayo bixinta lacag caddaan ah si loo yareeyo baahida iyo nafaq-darrida.

Mashruuca 2aad: wuxuu ka shaqeynayaa Kaabayaasha Horumarinta Dhaqaale-Bulsheedka; Infrastructure for socio-economic development (ISED) waa qayb ka mid ah barnaamijka Horumarinta Dhaqaalaha Maxaliga ahlana yidhaahdo; inclusive local & economic development (ILED) kaas oo isna taageeraya ujeedooyinka guud ee mashruuca hore.

Meelaha uu xoogga saari doono waxa ka mid ah:

1. Kor u qaadista nidaamka & kala-danbaynta maamulada dawladda hoose;
2. Horumarinta adeegyada dawladda hoose ee sugidda amniga iyo ; dib-u-heshiisiinta;
3. Dib-u-soo-nooleynta iyo balaadhinta dhaqaalaha gudaha iyadoo diiradda la saarayo kobcinta hab-nololeedka, shaqo-abuurka iyo kobac loo dhan yahay oo sal-ballaaran;
4. Fududaynta suuq-geynta wax soo saarka sida waddooyinka, sariibadaha, bakhaarada kaydka, horumarinta biyo soosaarka, iyo suuqyada aasaasiga ah ee bulshadu u baahan tahay si ay ganacsiga isu dhaafsadaan;
5. Bixinta adeega badbaadada dadka nugul si ay uga qayb qaataan xoojinta kasoo kabashadooda iyo adkeysiga.



10.4 Mashruuca Maamulka khatarta Dabiiciga ah iyo Cuntada

Mashruucan waxa maalgalinaya Dawladda Jamhuuriyadda Federaalka ee Jarmalka (GIZ) waxana ku baxaysa lacag dhan **2,400,000** Dollar una dhiganta **16,800,000,000sish**. Mashruucan RDRM waxaa si wadajir ah u fulin doona siddeed ka mid ah hay'adaha dawladda ah kuwaas oo kala ah: Wasaaradda Qorshaynta iyo Horumarinta Qaranka, Wasaaradda Xannaanada Xoolaha iyo Horumarinta Kalluumaysiga, Wasaaradda Deegaanka, W.Horumarinta Reer Miyiga, Wasaaradda Beeraha horumarinta, Wasaaradda Horumarinta Biyaha, Wasaaradda Horumarinta Caafimaadka, Wasaaradda Arrimaha Bulshada ee Shaqada iyo U Diyaargarowga Aafooyinka Qoyska iyo Qaranka iyo Hay'adda Kaydka Raashinka (NADFOR)

Ujeedada guud ee mashruucani waa "Shuruudaha horudhaca u ah xoojinta adkeysiga xoola-dhaqatada iyo beeralayda dhulka miyiga ah ah siiba bulshooyinka Maroodijeex, Saaxil iyo Togdheer.

10.5 Mashruuca Maamul daadajinta Dawladdaha Hoose (JPLG)

Mashruucan maamul daadjinta Dowladdaha Hoose waxaa iska kaashaday Dawladda dhexe bixisa 15% ka mid ah qoondada guud ee Mashruuca, Dawladdaha Hoose oo bixiya 6% ah iyo Hay'adda UN-ta 79%. ah lacagta qoondaysan sanadkan 2023-ka waxay dhantahay **\$2,581,415** . Mashruucani waxaa uu xooga saarayaa horumarinta baahiyaha aasaasiga ah sida: Caafimaadka, waxbarashada, amniga (rugaha booliska) & kabaayaasha dhaqaalaha ee magaalooyinka. Maagaalooyinka ka faa'iidayaanaya waxa ka mid ah:

- Berbera
- Hargaysa
- Boorama
- Burco
- Gabiley
- Oodwayne
- Sheekh
- Saylac
- Bali-gubadle
- Baki

Ayadoo laga duulayo faa'iidata ka dhalatay mashruucan oo hadda shaqaynayey muddo ka badan 10 sano, waxay labadii sano ee ugu danbeeyey bilawdey dawladdu in lagu fidiyo maamul-daadejinta 3 magaalo oo gobalada bariga ah oo dawladdu maalgeliso mashruuca ayadoo ay wadajir u fulinayaan Wasaaradda Maaliyadda & Wasaaradda arrimaha gudaha.



10.6 Mashruuca Horumarinta Magaalada Berbera

Mashruucan Waxaa Maalgalinaysa Hay'adda (UN-HABITAT), Miisaaniyadda ku baxaysa Mashruucan waxay Dhantahay **18,200,000,000**slsh, Waxa uu ka qayb qaadan doonaa horumarinta guud ee Magaalada Berbera iyo kobaca dhaqaale Berbera, iyada oo la horumarinayo kaabayaasha iyo adeegyada qashinka iyo maamulka. Ujeedadeedu waxa ay tahay in la isku soo dhaweeyo farqiga u dhexeeya dadka reer Magaalka ah ee aan helin ama aanay gaadhin adeegyada dhanka horumarinta ah.

Waxa kale oo uu Mashruucu xooga saarayaa:

- Horumarinta Deegaanka
- Maareynta Qashinka
- Horumarinta kaabayaasha Dhaqaalaha
- Kor u qaadida iyo gacansiinta dadka danyarta ee Magaaladda Berbera
- Kor u qaadida shaqo Abuurka



11 Miisaaniyaddaha Dowladdaha hoose iyo Hay'addaha Madaxabanaan ee 2023

11.1 Miisaaniyadda Hay'addaha Madaxabanaan ee 2023

Sida ka muuqata shaxda 31aad, Miisaaniyadda Hay'addaha Madaxabanaan ee sanadka 2023 waxay dhan tahay **277,792,895,534s/ls**.

Guud ahaan wax korodha ahi kama muuqdo Miisaaniyadda Hay'addaha Madaxabanaan marka laga reebo Wakaaladda Biyaha korodhay 30%, Wakaalada Biyaha Burco 25%, Wakaalada Biyaha Berbera 15% iyo Baanka Dhexe 8%.

SHAXDA 31: Miisaaniyadda Hay'addaha Madaxabanaan ee Sanadka 2023

| No | Magaca Hay'ada | Mis 2022 | Mis 2023 | Difference | % |
|----|--------------------------------|------------------------|------------------------|--------------------|-----------|
| 1 | Dekeda Berbera | 45,302,594,500 | 41,560,461,000 | (3,742,133,500) | -8% |
| 2 | Baanka Dhexe | 48,028,286,752 | 51,717,731,131 | 3,689,444,379 | 8% |
| 3 | Haamaha Shidaalka Berbera | 47,996,950,000 | 48,175,450,000 | 178,500,000 | 0% |
| 4 | Madbacada Qaranka | 41,161,669,400 | 22,161,669,400 | (19,000,000,000) | -46% |
| 5 | Wakaalada Biyaha Gabiley | 4,107,247,060 | 4,290,063,627 | 182,816,567 | 4% |
| 6 | Wakaalada Biyaha Hargeysa | 38,113,500,000 | 49,448,385,536 | 11,334,885,536 | 30% |
| 7 | Wakaalada Biyaha Burco | 22,187,415,000 | 27,758,439,840 | 5,571,024,840 | 25% |
| 8 | Wakaalada Biyaha Berbera | 9,577,143,000 | 11,053,295,000 | 1,476,152,000 | 15% |
| 9 | Wakaalada Biyaha Borama | 17,769,338,995 | - | (17,769,338,995) | -100% |
| 10 | Wakaalada Biyaha Arabsiyo | 839,820,000 | - | (839,820,000) | -100% |
| 11 | Wakaalada Biyaha Wajaale | 1,902,766,000 | - | (1,902,766,000) | -100% |
| 12 | Hay'adda Duulista & Madaaradda | - | 21,627,400,000 | 21,627,400,000 | 100% |
| | Total | 276,986,730,707 | 277,792,895,534 | 806,164,827 | 0% |

11.2 Miisaaniyaddaha Dowladdaha Hoose ee 2023

Miisaaniyadda dowladdaha hoose ee 2023 waxay dhantahay **589,899,197,085s/ls**, taas oo ka badan Miisaaniyadii sanadkii 2022 (12%). Waa korodh aad uga yar marka la barbar dhigo korodhkii ay Miisaaniyaddu korodhay sanadkii 2022 oo ahaa (44%)

Marka si gaara loo eego Miisaaniyadda Degmooyinka Derejeda "A" Ayaan guud ahaan wax korodha oo buuran ka muuqan marka laga reebo labada degmo ee u barriyeeya ee Laascaanood iyo Ceerigaabo, oo mid waliba korodhay 31% iyo 30% say isugu xigaan, halka Degmada Boorama korodhay 23%, Hargaysana 13%, Berbera 8%.

Waxa xusid mudan in Miisaaniyadda Degmada Burco aanu ka muuqan wax korodh ahi, halka Miisaaniyadda Degmada Gebilay ee 2023 ay ka yartahay (-12%) tii sanadkii hore.

Marka si guud loo eego korodhka ka muuqda Miisaaniyaddaha Dowladdaha hoose, waxaan meesha ka maqnaayn lacagaha ay Dowladda Dhexe u xawisho (transfer) Dowladdaha hoose sida: (kabka Dowladdaha hoose) oo ay si dhamays-tiran ugu gudbisno lacagta loo qabto laga soo bilaabo sanadkii 2021, taasi oo guud ahaan kordhisay Odoraska Dakhligooda.

SHAXDA 32: Odoraska Miisaaniyadda Dowladdaha Hoose ee Sanadka 2023 ee Degmooyinka Derejeda "A"

| Magaca Degmada | Miis 2022 | Miis 2023 | Faraq | % isbeddelka |
|----------------|-----------------|-----------------|-----------------|--------------|
| HARGIESA | 154,762,185,093 | 175,308,050,617 | 20,545,865,524 | 13% |
| BERBERA | 117,179,194,873 | 126,397,140,584 | 9,217,945,711 | 8% |
| GABILAY | 45,083,600,000 | 39,798,000,000 | (5,285,600,000) | -12% |
| BURCO | 45,413,176,592 | 45,413,176,592 | - | 0% |
| BORAMA | 37,751,000,000 | 46,545,443,826 | 8,794,443,826 | 23% |
| LAASCAANOOD | 18,941,599,000 | 24,633,629,000 | 5,692,030,000 | 30% |
| CEERIGAABO | 12,020,000,000 | 15,724,000,000 | 3,704,000,000 | 31% |



SHAXDA 33: Miisaaniyadda Dowladdaha Hoose Sanadka 2023

| No | District Name | Mis 2022 | Mis 2023 | Difference | % isbeddelka |
|----|--------------------|------------------------|------------------------|-----------------------|--------------|
| 1 | HARGIESA | 154,762,185,093 | 175,308,050,617 | 20,545,865,524 | 13% |
| 2 | FARAWAYNE | 1,558,271,000 | 2,275,133,004 | 716,862,004 | 46% |
| 3 | BALIGUBADLE | 5,821,884,000 | 7,110,384,000 | 1,288,500,000 | 22% |
| 4 | SALAXLAY | 4,400,000,000 | 5,000,000,000 | 600,000,000 | 14% |
| 5 | GABILAY | 45,083,600,000 | 39,798,000,000 | (5,285,600,000) | -12% |
| 6 | ARABSIYO | 1,291,105,000 | 1,533,900,000 | 242,795,000 | 19% |
| 7 | WAJAALE | 8,970,589,000 | 9,754,509,000 | 783,920,000 | 9% |
| 8 | ALLAY-BADAY | 1,511,130,000 | 1,036,473,000 | (474,657,000) | -31% |
| 9 | BURCO | 45,413,176,592 | 45,413,176,592 | - | 0% |
| 10 | DURUQSI | 444,000,000 | 444,000,000 | - | 0% |
| 11 | ODDWAYNE | 10,382,500,000 | 11,566,900,000 | 1,184,400,000 | 11% |
| 12 | BUUHOODLE | 3,208,000,000 | 3,208,000,000 | - | 0% |
| 13 | BORAMA | 37,751,000,000 | 46,545,443,826 | 8,794,443,826 | 23% |
| 14 | BAKI | 3,825,520,000 | 4,305,680,000 | 480,160,000 | 13% |
| 15 | SAYLAC | 15,974,058,812 | 20,000,000,000 | 4,025,941,188 | 25% |
| 16 | LUG-HAYA | 3,360,000,000 | 3,786,000,000 | 426,000,000 | 13% |
| 17 | CEERIGAABO | 12,020,000,000 | 15,724,000,000 | 3,704,000,000 | 31% |
| 18 | BADHAN | 3,200,000,000 | 3,569,297,000 | 369,297,000 | 12% |
| 19 | DHAHAR | 2,292,000,000 | 2,292,000,000 | - | 0% |
| 20 | LAAS-QORAY | 2,292,000,000 | 2,292,000,000 | - | 0% |
| 21 | CEEL-AFWAYN | 3,393,388,000 | 3,928,750,000 | 535,362,000 | 16% |
| 22 | GAR,ADAG | 2,819,400,000 | 4,133,919,534 | 1,314,519,534 | 47% |
| 23 | LAASCAANOOD | 18,941,599,000 | 24,633,629,000 | 5,692,030,000 | 30% |
| 24 | TALEEX | 2,292,000,000 | 3,358,648,000 | 1,066,648,000 | 47% |
| 25 | XUDUN | 2,292,000,000 | 3,174,100,000 | 882,100,000 | 38% |
| 26 | CAYNABO | 4,547,675,916 | 5,751,140,000 | 1,203,464,084 | 26% |
| 27 | BERBERA | 117,179,194,873 | 126,397,140,584 | 9,217,945,711 | 8% |
| 28 | SHEEKH | 7,036,062,500 | 9,455,280,428 | 2,419,217,928 | 34% |
| 29 | XAGAL | 398,200,000 | 398,200,000 | - | 0% |
| 30 | QORYAALE | 761,900,000 | - | (761,900,000) | -100% |
| 31 | BALI-MATAAN | 300,000,000 | 300,000,000 | - | 0% |
| 32 | LAAS-CIIDLE | 200,000,000 | 200,000,000 | - | 0% |
| 33 | AGABAR | 240,000,000 | 300,000,000 | 60,000,000 | 25% |
| 34 | SABAWANAAG | 1,527,910,000 | 1,585,000,000 | 57,090,000 | 4% |
| 35 | LAAS-GEEL | 532,635,000 | 597,200,000 | 64,565,000 | 12% |
| 36 | DAARASALAAM | 1,064,700,000 | 1,519,400,000 | 454,700,000 | 43% |
| 37 | XAAJI SAALAX | 382,000,000 | - | (382,000,000) | -100% |
| 38 | Dacarta | 408,575,000 | 408,575,000 | - | 0% |
| 39 | HARA-SHEEKH | 300,000,000 | 330,000,000 | 30,000,000 | 10% |
| 40 | CADAADLEY | 700,000,000 | 700,000,000 | - | 0% |
| 41 | Dilla | - | 366,140,200 | 366,140,200 | 100% |
| 42 | Madheera | - | 413,127,300 | 413,127,300 | 100% |
| 43 | Bullo-Xaar | - | 498,000,000 | 498,000,000 | 100% |
| 44 | Xasan Geelle | - | 488,000,000 | 488,000,000 | 100% |
| | GRANT TOTAL | 528,878,259,786 | 589,899,197,085 | 61,020,937,299 | 12% |



12 Dakhliyada Miisaaniyadda ka baxsan ee ay qabato W/H/Maaliyaddu

Waxan halkan idiinku soo bandhigaynaa dakhliga iyo kharashyada Miisaaniyadda ka baxsan ee ay qabato Wasaaradda Horumarinta Maaliyaddu ee loo yaqaano (below the line Accounts) waxayna u kala baxaan:

- Hawl-gabka: waa 1% laga jaro shaqaalaha Dowladda
- Kabka Dowladdaha hoose: waa lacag loo qabto dowladdaha hoose loona qaybiyo dhamaan Degmooyinka iyadoo loo raacayo Xeerka Gobolada iyo Degmooyinka ee Xeer Ir 23.
- Cashuurta gudubka badeecooyinka ee Dowladda dhexe u qabato Degmooyinka kastamada leh
- Horumarinta wadooyinka: oo ah qaadhaan laga jaro shaqaalaha iyo masuuliyiinta Dowladda loona isticmaalo dhismaha Wadada Ceerigaabo

Guud ahaan lacagahan dakhliyadooda iyo kharashkooduba wuu is goostaa isla markaana si toosa loogu wareejiyaa cida leh (direct transfer)

SHAXDA 34: Dakhliga Miisaaniyadda ka baxsan ee ay qabatay W/H/Maaliyaddu Jan-Sep 2022 iyo Odoroskooda 2023

| | Dakhliga | | | | |
|---------------------------------|------------------------|------------------------|------------------------|----------------|-------|
| | 2022 Jan-Sep Actual | 2022 Forecast | 2023 Forecast | Variance | % Var |
| Kabka Dowladdaha Hoose | 105,788,197,003 | 168,716,558,880 | 191,218,815,151 | 22,502,256,271 | 13% |
| Municipality Tax | 91,790,446,514 | 146,053,140,523 | 165,609,152,407 | 19,556,011,884 | 13% |
| Taakulaynta Wadada W.Ceerigaabo | 7,708,839,188 | 11,360,978,274 | 13,266,965,145 | 1,905,986,872 | 17% |
| Hawl gabka | 5,865,000,402 | 7,806,288,545 | 9,105,657,864 | 1,299,369,319 | 17% |
| Notary Commission | 476,862,960 | 581,001,018 | 734,140,847 | 153,139,828 | 26% |
| GRAND TOTAL | 211,629,346,067 | 334,517,967,240 | 379,934,731,414 | | |

Il wareed: Xafiiska Xisaabaadka Guud

SHAXDA 35: Kharashyada Miisaaniyadda ka baxsan ee ay Wareejiyay W/H/Maaliyaddu Jan-Sep 2022 iyo Odoroskooda 2023

| | Kharashka | | | | |
|---------------------------------|------------------------|------------------------|------------------------|----------------|-------|
| | 2022 Jan-Sep Actual | Forecast 2022 | Forecast 2023 | Variance | % Var |
| Kabka Dowladdaha Hoose | 104,934,716,807 | 168,608,597,699 | 191,096,819,016 | 22,488,221,317 | 13% |
| Municipality Tax | 91,104,323,397 | 146,048,122,240 | 165,034,378,131 | 18,986,255,891 | 13% |
| Taakulaynta Wadada W.Ceerigaabo | 7,093,765,188 | 11,291,228,583 | 13,142,109,163 | 1,850,880,580 | 16% |
| Hawl gabka | 5,286,673,894 | 7,806,288,545 | 9,105,657,864 | 1,299,369,319 | 17% |
| Notary Commission | 202,179,460 | 375,983,345 | 466,864,709 | 90,881,363 | 24% |
| GRAND TOTAL | 208,621,658,746 | 334,130,220,412 | 378,845,828,884 | | |

Appendix 1: Liiska Mashaariicda Biyo Balaadhinta Magaalooyinka ee 2023

| Mashaariicda biyo Balaadhimaha | |
|--------------------------------|-----------------------|
| Goobta | Iacagta slsh |
| Berbera | 4,870,985,000 |
| Burco | 3,278,952,000 |
| Gebilay | 910,820,000 |
| Hargeysa | 3,870,849,000 |
| Ceerigaabo | 1,548,394,000 |
| Iibsi Riig Cusub | 4,951,000,000 |
| Total | 19,431,000,000 |

Appendix 2: Liiska Mashaariicda Dhaamamka ee 2023

| Mashaariicda Dhaamamka | |
|------------------------|---------------|
| Goobta | Iacagta slsh |
| Boorama | 3,570,000,000 |
| Iaascaanood | 3,570,000,000 |
| Qoryaale | 3,570,000,000 |



| | |
|--------------------|-----------------------|
| Gar'adag | 3,570,000,000 |
| Dhaamka Bali Xagaa | 2,295,000,000 |
| Dhaamka Xagal | 595,000,000 |
| Saylac | 1,000,000,000 |
| Total | 18,170,000,000 |

Appendix 3: Liiska Mashaariicda Ceelasha ee Miis 2023

| Mashaariicda Ceelasha | S/sh |
|-----------------------|----------------------|
| Arabsiiyo | 595,000,000 |
| Sabawanaag | 1,275,000,000 |
| warcimraan | 1,275,000,000 |
| Ximin | 850,000,000 |
| Sibidhlay | 510,000,000 |
| Carmaale | 1,275,000,000 |
| Total | 5,780,000,000 |

Appendix 4: Baaqiga Mashaariicda Socda

| Mashaariicda Ceelasha | S/sh |
|---------------------------------|----------------------|
| Caynabo | 1,955,000,000 |
| Xaaji Saalax | 850,000,000 |
| Ceel Afweyn | 2,125,000,000 |
| Oodweyne | 1,870,000,000 |
| Baligubadleh | 1,105,000,000 |
| Shanshacade | 629,000,000 |
| Baaqi Ceel iyo Xafiis(Caynabo) | 765,000,000 |
| | 9,299,000,000 |

Appendix 5: Liiska Mashaariicda 2% Gobolada Barri ee Sool iyo Sanaag ee Sanadka 2022

| No | Mashruuca | Magaaladda | Gobolka |
|----|--|------------|----------|
| 1 | Dhismaha deyrka Dugsiga Gawsawayne | Gawsawayne | Sanag |
| 2 | Mashruuca Masterplan-ka Magaalada Ceerigaabo | Erigavo | Sanag |
| 3 | Dhismaha Rugta Booliska Bohol | Bohol | Sanag |
| 4 | Dhismaha Wadadda Tabca | Erigavo | |
| 5 | Iibsiga Mishiinka laydhka Maydh | Maydh | Sanag |
| 6 | Dhismaha Dugsiga iyo malcaabad quraanka Marwada | Marawada | Sanag |
| 7 | Dhismaha Xafiiska Maamulka Yube | Yube | Sanag |
| 8 | Dhismaha waardhka Dhahar | Dhahar | Sanag |
| 9 | Dhismaha sariibada Carmala | Carmala | Sanag |
| 10 | Dhismaha deyrka Dugsiga Xudun | Xudun | Sool |
| 11 | Dhismaha Jaamacada Laascaanood | Las'anod | Sool |
| 12 | Dayactirka dugsiga burco | Burco | Togdheer |
| 13 | Ka qeyb qaadashada Dhismaha Wadadda isku xidha kala baydh iyo sool | I/caanood | Sool |
| 14 | Dhismaha deyrka Cusbataalka TB Ceerigaabo | Erigavo | Sanag |
| 15 | Dhismaha saldhiga booliska Laasasurad | Iasa surad | sanag |
| 16 | Dhismaha Cusbataalka Ceel afweyn | Elafwayn | Sanag |
| 17 | Hiis | Hiis | Sanag |
| 18 | Dhismaha MCH-ka Caynabo | Ainaba | Sool |
| 19 | Dhismaha Deyka qalcada | Taleh | Sool |
| 20 | Dhismaha jaacada Buuhoodleh | Buhodle | Togdheer |



Appendix 6: Liiska Dhismayaasha iyo Iibsiga Hantida Raagta ee Miisaaniyadda 2023

| NO | Wasaaradaha iyo Hay'adaha Dawlada | Miisaaniyadda |
|----|---|-----------------------|
| 1 | Komishanka La dagaalnaka HIV AIDS | 350,000,000 |
| | libsiga qalabka Xafiisyada | 100,000,000 |
| | libsiga Gaadiidka | 250,000,000 |
| 2 | Golaha Guurtida | 40,000,000 |
| | libsiga qalabka Xafiisyada | 40,000,000 |
| 3 | Golaha Wakiilada | 400,000,000 |
| | libsiga qalabka Boosaha iyo isgaadhsiinta | 250,000,000 |
| | libsiga qalabka Xafiisyada | 150,000,000 |
| 4 | Maxkanada Sare | 1,241,340,000 |
| | Dhismayaasha | 591,340,000 |
| | libsiga Gaadiidka & Mishiinada | 150,000,000 |
| | libsiga Alaabta Xafiisyada | 500,000,000 |
| 5 | Maxakamadaha Hoose | 2,988,000,000 |
| | Dhismayaasha | 688,000,000 |
| | libsiga Gaadiidka | 1,300,000,000 |
| | libsiga Qalabka Xafiisyada | 1,000,000,000 |
| 6 | Xeer Ilaalinta | 100,000,000 |
| | libsiga Qalabka Xafiisyada | 100,000,000 |
| 7 | Hay'adda Shaqaalaha Dawladda | 85,000,000 |
| | libsiga Qalabka Xafiisyada | 85,000,000 |
| 8 | Maxadka Shaqaalaha Dawladda | 1,000,000,000 |
| | Dhismaha Maxadka Shaqaalaha Burco | 1,000,000,000 |
| 10 | Xafiiska Madaxtooyadda | 10,376,918,000 |
| | Dhamaystirka Dhismayaasha (Madxafka, Madaxtoyad Gabiley, Khayriyada iyo M.cusub | 10,256,918,000 |
| | libsiga Qalabka Xafiisyada | 120,000,000 |
| 11 | Ciidanka Ilaalada madaxtooyada | 140,000,000 |
| | libsiga qalabka Boosaha iyo isgaadhsiinta | 140,000,000 |



| | | |
|-----------|--|-----------------------|
| 13 | Garyaqaanka Guud | 40,000,000 |
| | liibsi qalabka Xafiisyada | 40,000,000 |
| 14 | Wasaaradda Arimaha Dibada | 17,260,619,328 |
| | Citiraaf raadinta | 10,353,546,600 |
| | M.Ilaalinta Khayraadka Bada | 882,659,328 |
| | Sanduuqa Adeega isku xidhka qubajoogta | 1,522,584,000 |
| 15 | Wasaaradda Cadaaladda | 926,000,000 |
| | Dhismaha Xarunta Wasaaradda | 826,000,000 |
| | liibsi qalabka Xafiisyada | 100,000,000 |
| 16 | Komishanka Xuquuqul Insaanka | 230,000,000 |
| | liibsi Gaadiidka iyo Mishiinada | 130,000,000 |
| | liibsi Alaabta Xafiisyada | 100,000,000 |
| 17 | Ciidanka Asluubta | 1,600,014,000 |
| | Dhismayaasha Jeelasha(Boorama,Dhamaystirka Jeelka Hargaysa) | 628,447,500 |
| | liibsi Gaadiidka Mishiinada | 300,000,000 |
| | liibsi Saanada | 400,000,000 |
| | liibsi qalabka Jeelasha | 50,566,500 |
| | liibsi Hantida kale | 521,000,000 |
| 19 | Ciidanka booliska | 5,559,200,000 |
| | liibsi Saanada | 1,500,000,000 |
| | liibsi qalabka Boosaha iyo isgaadhsiinta | 120,000,000 |
| | liibsi Gaadiidka | 3,939,200,000 |
| 20 | Ciidanka Ilaalada Xeebaha | 860,000,000 |
| | liibsi Saanada | 860,000,000 |
| 21 | Ciidanka Socdaalka | 1,254,398,000 |
| | liibsi Gaadiid | 300,000,000 |
| | liibsi qalabka Xafiis | 55,998,000 |
| | liibsi qalabka Passport (passport reader machines) | 598,400,000 |
| | liibsi Saanada | 300,000,000 |
| 22 | Ciidanka Dab-demiska | 2,452,500,000 |
| | liibsi qalabka Dab-demiska | 1,045,500,000 |
| | liibsi Gaadiidka iyo Mishiinada | 200,000,000 |
| | Dhismaha Xafiiska Dab-demiska Ceerigaabo | 1,207,000,000 |



| | | |
|-----------|--|-----------------------|
| 23 | Wasaaradda Warfaafinta, Dhaqanka iyo Wacyigalinta | 2,270,000,000 |
| | libsiga Qalabka Warfaafinta | 1,000,000,000 |
| | libsiga Solarta Idaacada | 1,070,000,000 |
| | libsiga qalabka Xafiisyada | 200,000,000 |
| 24 | Wasaaradda Gaashaandiga | 350,000,000 |
| | libsiga Gaadiidka | 250,000,000 |
| | libsiga qalabka Xafiisyada | 100,000,000 |
| 25 | Ciidanka Qaranka | 6,889,200,000 |
| | libsiga Gaadiidka iyo Mishiinada | 2,550,000,000 |
| | Saanada Ciidanka | 4,339,200,000 |
| 26 | Wasaaradda Horumarinta Maaliyaddada | 36,047,276,000 |
| | Dhismayaasha Xafiisyada Gobolada | 1,163,276,000 |
| | libsiga gaadiidka | 1,000,000,000 |
| | libsiga qalabka Xafiisyada | 1,300,000,000 |
| | Mashruuca horumarinta Gobolada barri | 18,400,000,000 |
| | Mashruuca Maamul daadajinta (JPLG) | 6,359,000,000 |
| | Shaqo Qaran | 7,675,000,000 |
| | libsiga Qalabka Boosaha iyo isgaadhsiinta | 150,000,000 |
| 27 | Wasaaradda Ganacsiga | 350,000,000 |
| | libsiga Gaadiidka iyo Mishiinada | 300,000,000 |
| | Qalabka Xafiisyada | 50,000,000 |
| 28 | Hay'adda Aaga Cashuuraha Ka Caagan | 130,000,000 |
| | libsiga Gaadiidka | 130,000,000 |
| 29 | Gudiga Qandaraasyada Qaranka | 468,350,000 |
| | Dhismayaasha Xafiisyada | 468,350,000 |
| 30 | Wasaaradda Tamarta iyo Macdanta | 3,780,000,000 |
| | Mashruuca Sahaminta Macdanta iyo Shidaalka | 3,680,000,000 |
| | libsiga Qalabka Xafiisyada | 100,000,000 |
| 31 | Komishanka Tamarta | 285,000,000 |
| | libsiga Gaadiidka | 255,000,000 |
| | libsiga Qalabka Xafiisyada | 30,000,000 |



| | | |
|-----------|---|-----------------------|
| 32 | Wasaaradda Xidhiidhka Goleyaasha | 620,000,000 |
| | libsiga Gaadiidka iyo Mishiinada | 370,000,000 |
| | libsiga Qalabka Xafiisyada | 250,000,000 |
| 33 | Wasaaradda Jidadka iyo Gaadiidka | 35,120,000,000 |
| | Horumarinta Wadooyinka | 30,360,000,000 |
| | Dhismaha Boondooyinka Ceerigaabo | 5,000,000,000 |
| | libsiga Gaadiidka iyo Mishiinada | 660,000,000 |
| 34 | Wasaaradda Horumarinta Beeraha | 6,563,427,400 |
| | Mashruuca Abur badinta | 920,000,000 |
| | Mashruuca Fidinta Beeraha | 1,840,000,000 |
| | Mashruuca Badbaadada Beeraha | 1,623,427,400 |
| | Mashruuca xog ururinta Beeraha | 460,000,000 |
| | Mashruuca Beer, Wajaale iyo Oodwayne | 1,420,000,000 |
| | libsiga Gaadiidka | 300,000,000 |
| 35 | Hay'adda Cilmi Baadhista Beeraha | 25,000,000 |
| | libsiga Qalabka Xafiisyada | 25,000,000 |
| 36 | Wasaaradda Xanaanada Xoolaha iyo Kalluumaysiga | 11,812,280,000 |
| | libsiga Gaadiidka | 225,000,000 |
| | Mashruuca Qool caday iyo Aroori | 791,200,000 |
| | Mashruuca Tijaabada Taranta Xoolaha | 2,116,000,000 |
| | Mashruuca Daawaynta Xoolaha | 3,680,000,000 |
| | Mashruuca Xoola Qaybinta | 3,150,080,000 |
| | libsiga Qalabka Xafiisyada | 10,000,000 |
| | Mashruuca H. Kaluumaysiga | 1,840,000,000 |
| 37 | Wasaaradda Horumarinta ICT | 3,818,427,400 |
| | Mashruuca Horumarinta ICT | 460,000,000 |
| | Mashruuca Hirgalinta adeega Boosaha | 703,427,400 |
| | Mashruuca hirgalinta E-Government | 920,000,000 |
| | Mashruuca raadinta Furuha dal ku galka | 460,000,000 |
| | libsiga Saamiga Dawladda ee Fayberka | 1,275,000,000 |
| 38 | Wasaaradda Waxbarashada iyo Sayniska | 37,145,643,121 |
| | Dhismaha Labareeriyada (Siilaanyo Library) | 850,000,000 |



| | | |
|-----------|--|-----------------------|
| | Dhismaha Iskuulada aan la fulin 2022 | 7,066,155,121 |
| | Qalabaynta liberay-yada | 1,000,000,000 |
| | Dhismaha Dugsiga Sheekh ibraahim Burco | 1,700,000,000 |
| | kaalmada Mashruuca Dugsigyada Dayaxa iyo laascaanood | 4,680,000,000 |
| | Mashruuca Maamul daadajinta Dowladaha hoose (JPLG) | 1,020,000,000 |
| | Iibsiga Qalabka waxbarashada | 200,000,000 |
| | Shaqo Qaran | 13,069,488,000 |
| | Iibsiga Qalabka Xafiisyada | 200,000,000 |
| | Mashruuca Horumarinta Iskuulada Farsamada Gacanta | 7,360,000,000 |
| | | |
| 39 | Gudiga Tacliinta Sare | 3,335,000,000 |
| | Dhismayaasha Jaamacda Burco, Sheekh iyo Kuuliyada Bada ee Berbera iyo Jamacada Al Najaax | 3,235,000,000 |
| | Iibsiga Alaabta Xafiisyada | 100,000,000 |
| | | |
| 40 | Wasaaradda Horumarinta Caafimaadka | 26,585,800,000 |
| | Dhismaha Xarunta Wasaaradda | 1,700,000,000 |
| | Iibsiga Qalabka Caafimaadka | 2,400,000,000 |
| | Mashruuca Cusbitaalada Laascaanood iyo Ceerigaabo | 3,985,800,000 |
| | Mashruuca Maamul daadajinta JPLG | 1,020,000,000 |
| | Mashruuca Taakulaynta cusbitaalada Dhimirka | 17,480,000,000 |
| | | |
| 41 | Gudiga Mihnadlayaasha Caafimaadka | 25,000,000 |
| | Iibsiga Qalabka Xafiisyada | 25,000,000 |
| | | |
| 42 | Wasaaradda Diinta iyo Awqafta | 2,771,520,000 |
| | Iibsiga qalabka Xafiisyada | 50,000,000 |
| | Mashruuca Xarumaha Waxbarashada Diiniga ah | 2,721,520,000 |
| | | |
| 43 | Wasaaradda Hawlaha Guud | 4,140,000,000 |
| | Mashruuca Nashaqadaynta Magaalooyinka | 1,840,000,000 |
| | Dhismaha Xarunta Wasaaradda | 2,000,000,000 |
| | Iibisiga Gaadiidka iyo Mishiinada | 300,000,000 |
| | | |
| 44 | Wasaaradda Ciyaaraha | 8,980,000,000 |
| | Dhismaha Garoomada | 3,900,000,000 |
| | Mashruuca Ciyaaraha | 4,830,000,000 |
| | Iibsiga Gaadiidka | 250,000,000 |
| | | |
| 45 | Gudiga Doorashooyinka | 73,000,000,000 |



| | | |
|-----------|--|-----------------------|
| | Doorashooyinka | 70,000,000,000 |
| | Iibsiga Gaadiidka | 3,000,000,000 |
| | | |
| 47 | Hay'ada U diyaargarowga Aafooyinka | 97,250,000 |
| | libsiga Qalabka Xafiisyada | 59,000,000 |
| | libsiga Gaadiidka iyo Mishiinada | 382,500,000 |
| | | |
| 48 | Hay'adda Dawrista Tayadda | 127,500,000 |
| | libsiga Mishiinka Baadhista Daawooyinka | 127,500,000 |
| | | |
| 49 | Hay'adda Maamul wanaaga | 50,000,000 |
| | libsiga Qalabka Xafiisyada | 50,000,000 |
| | | |
| 50 | Hay'adda Barakacayaasha iyo Qaxoontiga | 100,000,000 |
| | libsiga Qalabka Xafiisyada | 100,000,000 |
| | | |
| 51 | Wasaaradda Horumarinta Deegaanka | 5,978,000,000 |
| | Mashruuca Seerayaasha | 3,450,000,000 |
| | Mashruuca daryeelka duurjoogta | 644,000,000 |
| | Mashruuca dhireynta | 184,000,000 |
| | Dhismaha Xarunta Wasaaradda | 1,700,000,000 |
| | | |
| 52 | Wasaaradda H. Reermiyiga | 50,000,000 |
| | libsiga Qalabka Xafiisyadda | 50,000,000 |
| | | |
| 53 | Wasaaradda Shaqada iyo A. Bulshada iyo Qoyska | 684,700,000 |
| | libsiga Gaadiidka | 250,000,000 |
| | Mashruuca Shaqo abuurka Danyarta | 434,700,000 |
| | | |
| 54 | Wasaaradda Warshadaha iyo Maalgashiga | 3,200,000,000 |
| | Dhismaha Xarunta Wasaaradda | 1,700,000,000 |
| | Dhismayaasha Aaga Warshadaha | 1,500,000,000 |
| | | |
| 55 | Wasaaradda Horumarinta Biyaha | 52,000,000,000 |
| | Baliyada Waawayn, Ceelasha Riigaga iyo Harooyinka | 31,500,000,000 |
| | Biyo Balaadhinta Magaalooyinka | 16,180,000,000 |
| | libsiga Wiishashka | 5,000,000,000 |



Dakhliga Guud ee 2023

| Madaxa: | 2022 | 2023 | Farqi | % Farqi | % Guud |
|--|--------------------------|--------------------------|-----------------------|---------------|------------|
| Cashuurta Dakhliga, M/Macaashka Ganacsiga & Faa'iidaha Raasalmaalka | | | | | |
| 1110101: cashuurta Macaashka Guryaha | 17,265,335,995 | 19,590,008,928 | 2,324,672,933 | 13.46% | 0.72% |
| 1110102: Cash/M/M Ganacsiga | 35,443,184,694 | 36,153,996,220 | 710,811,526 | 2.01% | 1.33% |
| 1110103: Withholding Tax | 165,507,167 | 190,850,937 | 25,343,770 | 15.31% | 0.01% |
| Cashuurta Dakhliga, M/Macaashka Ganacsig | 52,874,027,856 | 55,934,856,085 | 3,060,828,229 | 5.79% | 2% |
| Cashuurta Mushaharka Shaqaalaha | | | | | |
| 1120101: Cash/M/M Shaqaalaha Rayidka | 45,884,717,701 | 53,551,394,523 | 7,666,676,822 | 16.71% | 1.97% |
| ah | | | | | |
| 1120102: Cash/M/M Shaqaalaha | 72,164,945,004 | 79,768,308,566 | 7,603,363,562 | 10.54% | 2.94% |
| Dawladda Dhexe | | | | | |
| 1120103: Cashuurta M/M Shaqaalaha | 2,259,571,428 | 5,383,662,119 | 3,124,090,691 | 138.26% | 0.20% |
| Dawladaha Hoose | | | | | |
| 1120104: Cashuurta M/M Shaqaalaha | 1,966,989,291 | 2,770,571,753 | 803,582,462 | 40.85% | 0.10% |
| Hay'adaha Madaxa bannaan | | | | | |
| 1120105: Cashuurta Muruq-maalka | 1,600,000,000 | 3,890,950,854 | 2,290,950,854 | 143.18% | 0.14% |
| (Dhoobada) | | | | | |
| Cashuurta Mushaharka Shaqaalaha | 123,876,223,424 | 145,364,887,815 | 21,488,664,391 | 17.35% | 5% |
| Cashuurta Alaabta & Adeega | | | | | |
| 1140101: Cashuurta Gadidda | 307,547,982,843 | 330,415,368,230 | 22,867,385,387 | 7.44% | 12.18% |
| 1140102: Cashuurta Xakamaynta | 38,664,481,505 | 25,690,461,651 | -12,974,019,854 | -33.56% | 0.95% |
| Alabada, Gaadiidka, Tubakada & Sharabka | | | | | |
| 1140103: Cashuurta Qandaraasyada | 400,000,000 | 972,737,713 | 572,737,713 | 143.18% | 0.04% |
| Dhismaha | | | | | |
| Cashuurta Alaabta & Adeega | 346,612,464,348 | 357,078,567,594 | 10,466,103,246 | 3.02% | 13% |
| Cashuurta Isticmaalka Alaabta & Adeega | | | | | |
| 1140803: Cashuurta Dekedaha (H.Tax) | 102,857,748,812 | 106,350,821,692 | 3,493,072,880 | 3.40% | 3.92% |
| 1140805: Cashuurta Maamulka | 118,127,060,845 | 123,911,006,505 | 5,783,945,660 | 4.90% | 4.57% |
| 1140807: Cashuurta Wadooyinka | 8,515,393,720 | 9,564,342,973 | 1,048,949,253 | 12.32% | 0.35% |
| 1140808: Cashuurta Liisamada Gudbinta | | | 0 | #Num! | 0.00% |
| Badeecadaha | | | | | |
| Cashuurta Isticmaalka Alaabta & Adeega | 229,500,203,377 | 239,826,171,170 | 10,325,967,793 | 4.50% | 9% |
| Cashuuraha Ganacsiga Caalamiga ah | | | | | |
| 1150101: Cashuurta soo dejinta | 1,011,598,891,045 | 997,873,843,572 | -13,725,047,473 | -1.36% | 36.77% |
| 1150104: Cashuurta Gudubka | 5,107,049,199 | 3,890,885,483 | -1,216,163,716 | -23.81% | 0.14% |
| Badeecadda | | | | | |
| 1150201: Cashuurta Dhoofinta Alaabta | 859,147,740 | 1,801,265,559 | 942,117,819 | 109.66% | 0.07% |
| 1150203: Cashuurta Dhoofka Xoolaha | 59,980,220,094 | 86,774,181,348 | 26,793,961,254 | 44.67% | 3.20% |
| Cashuuraha Ganacsiga Caalamiga ah | 1,077,545,308,078 | 1,090,340,175,962 | 12,794,867,884 | 1.19% | 40% |
| Cashuuraha kale ee Ganacsiga | | | | | |
| 1160201: Cashuurta Moorka | 100,469,035,771 | 116,162,065,481 | 15,693,029,710 | 15.62% | 4.28% |



| Madaxa: | 2022 | 2023 | Farqi | % Farqi | % Guud |
|---|------------------------|------------------------|------------------------|----------------|------------|
| 1160202: Cashuurta Horumarinta Wadada | 19,394,101,087 | 17,714,583,444 | -1,679,517,643 | -8.66% | 0.65% |
| 1160203: Cashuurta Saaran Shidaalka (F/LEAVY) | 32,207,790,851 | 32,450,321,875 | 242,531,024 | 0.75% | 1.20% |
| 1160204: Cashuurta Saaran Wadooyinka (Road Levy) | 1,345,134,244 | 1,402,367,257 | 57,233,013 | 4.25% | 0.05% |
| 1160205: Cashuurta Saaran Shidaalka Xuduudaha Beriga | 3,216,325,657 | 1,728,146,101 | -1,488,179,556 | -46.27% | 0.06% |
| 1160206: Cashuurta Saaran Qaadka | 14,457,288,842 | 19,200,463,554 | 4,743,174,712 | 32.81% | 0.71% |
| 1160207: Cashuurta Saaran Dhoofinta Xoolaha (L/S/Levy) | 9,791,766,666 | 13,178,330,150 | 3,386,563,484 | 34.59% | 0.49% |
| 1160208: Cashuuraha Kala duwan | 325,734,314 | 1,831,387,788 | 1,505,653,474 | 462.23% | 0.07% |
| 1160210: Cashuurta 2% Horumarinta Gobolada Bariga | 104,319,189,627 | 105,871,161,593 | 1,551,971,966 | 1.49% | 3.90% |
| 1160211: Cashuurta Dukantiyada Lumay | | | 0 | #Num! | 0.00% |
| 1160215: Cashuurta Saaran Liisamada Gaadiidka | 523,247,782 | 1,425,168,817 | 901,921,035 | 172.37% | 0.05% |
| Cashuuraha kale ee Ganacsiga | 286,049,614,841 | 310,963,996,060 | 24,914,381,219 | 8.71% | 11% |
| Deeqaha Caalamiga ah ee Debedda | | | | | |
| 1320202: Deeqaha Hawl-Socodsiinta ee Hay'adaha Caalamiga ah | 27,709,660,160 | 16,305,114,000 | -11,404,546,160 | -41.16% | 0.60% |
| 1320203: Deeqaha Raasamaalka ee Hay'adaha Caalamiga ah | 207,624,960,550 | 167,107,027,859 | -40,517,932,691 | -19.51% | 6.16% |
| Deeqaha Caalamiga ah ee Debedda | 235,334,620,710 | 183,412,141,859 | -51,922,478,851 | -22.06% | 7% |
| Deeqaha/Wareejimaha Qaybaha kale ee Dawladda | | | | | |
| 1330202: Wareejimaha Dawaladaha hoose ee raasamaaliga ah | | 21,000,000,000 | 21,000,000,000 | 100.00% | 0.77% |
| Deeqaha/Wareejimaha Qaybaha kale ee Da | 0 | 21,000,000,000 | 21,000,000,000 | #Div/0! | 1% |
| Dakhliga Hantida | | | | | |
| 1410501: Kirada Dekeda Berbera | 35,000,000,000 | 35,000,000,000 | 0 | 0.00% | 1.29% |
| 1410502: Dakhliga Kirada Guryaha & Bakhaarada | 352,101,347 | 549,898,760 | 197,797,413 | 56.18% | 0.02% |
| 1410601: Dakhliga Khayraadka Dabiiciga ah | 519,395,081 | 237,998,286 | -281,396,795 | -54.18% | 0.01% |
| 1410602: Dakhliga libinta Guryaha Dawladda | 36,237,990 | 5,232,701 | -31,005,289 | -85.56% | 0.00% |
| 1410603: Dakhliga Ruqsadda Kaluumaysiga | 2,085,630,931 | 1,261,878,705 | -823,752,226 | -39.50% | 0.05% |
| 1410604: Dakhliga Ruqsadda Macdan-gurashada | 1,074,009,762 | 1,214,037,070 | 140,027,308 | 13.04% | 0.04% |
| 1410605: Dakhliga Ogolaasha Isticmaalka Dekedaha (Royalty) | 38,712,390,436 | 46,601,950,463 | 7,889,560,027 | 20.38% | 1.72% |
| 1410606: Dakh/Gegeda Diyaaradaha & Ajuurada | 4,287,352,892 | 7,050,588,376 | 2,763,235,484 | 64.45% | 0.26% |
| 1410607: dakhliga Diwaan-gelinta Maraakiibta & Doonyaha | 243,673,996 | 231,069,443 | -12,604,553 | -5.17% | 0.01% |



| Madaxa: | 2022 | 2023 | Farqi | % Farqi | % Guud |
|--|------------------------|------------------------|-----------------------|---------------|-----------|
| 1410608: Dakhliga Ruqsadda Shirkadaha | 800,000,000 | 862,149,825 | 62,149,825 | 7.77% | 0.03% |
| Dhismaha | | | | | |
| 1410609: dakhliga Diiwaangelinta | 22,511,962,339 | 26,257,701,783 | 3,745,739,444 | 16.64% | 0.97% |
| Hantida | | | | | |
| 1410610: Dakhliga Ruqsadaha Beeraha | 230,691,295 | 291,949,111 | 61,257,816 | 26.55% | 0.01% |
| Dakhliga Hantida | 105,853,446,069 | 119,564,454,523 | 13,711,008,454 | 12.95% | 4% |
| Dakhliga libka alaabta iyo Adeega | | | | | |
| 1420101: Dakhliga Nootaayoyinka | 419,373,753 | 472,760,438 | 53,386,685 | 12.73% | 0.02% |
| 1420103: Fiiga Iibka Baasaaboorada | 1,577,143,200 | 2,563,442,201 | 986,299,001 | 62.54% | 0.09% |
| 1420104: Dakhliga Buuga Lahaanshaha | 7,499,804,033 | 6,389,294,344 | -1,110,509,689 | -14.81% | 0.24% |
| Gaadiidka | | | | | |
| 1420105: Dakhliga Barashada | 3,250,116,351 | 4,199,317,506 | 949,201,155 | 29.21% | 0.15% |
| Darawalnimada | | | | | |
| 1420106: dakhliga Warqadda | 2,142,948,981 | 5,471,692,282 | 3,328,743,301 | 155.33% | 0.20% |
| Ogolaanshaha Shaqada | | | | | |
| 1420107: Dakhliga Liisamada Ganacsiga | 20,192,489,136 | 19,024,420,667 | -1,168,068,469 | -5.78% | 0.70% |
| & Ruqsooyinka | | | | | |
| 1420109: Dakhliga Numberka & | 15,499,680,577 | 12,834,094,028 | -2,665,586,549 | -17.20% | 0.47% |
| Tijaabada Gaadiidka | | | | | |
| 1420110: Ruqsadda Ogolaanshaha | 654,085,000 | 742,034,019 | 87,949,019 | 13.45% | 0.03% |
| Mihnadaha Caafimaadka | | | | | |
| 1420111: Fiiga Fiisooyinka Baasaboorada | 7,500,000,000 | 10,501,950,423 | 3,001,950,423 | 40.03% | 0.39% |
| Ajaanibka ah | | | | | |
| 1420112: Dakhliga Mushaaxidda Hawada | 1,435,745,641 | 3,081,687,370 | 1,645,941,729 | 114.64% | 0.11% |
| 1420113: Dakhlig Geista iyo bixista | 23,795,220 | 34,630,677 | 10,835,457 | 45.54% | 0.00% |
| Baasabooradda Wadaniga ah | | | | | |
| 1420114: Dakhliga gelista iyo bixista | 20,269,868,813 | 26,982,862,563 | 6,712,993,750 | 33.12% | 0.99% |
| Madaarada (Ajnabiga) | | | | | |
| 1420115: Dakhliga Diiwaan gelinta | 53,353,061,903 | 51,787,717,944 | -1,565,343,959 | -2.93% | 1.91% |
| Qandaraasyada | | | | | |
| 1420116: Khidmada adeega madaarada | 794,089,554 | 1,268,864,373 | 474,774,819 | 59.79% | 0.05% |
| 1420117: Daakhliga Faafinta & lidhehda | 2,387,845,231 | 920,417,438 | -1,467,427,793 | -61.45% | 0.03% |
| 1420118: Dakhliga Boosaha & | 7,507,049,287 | 7,927,057,906 | 420,008,619 | 5.59% | 0.29% |
| Isgaadhsiinta | | | | | |
| 1420119: Dakhliga Baadhista Cuntada & | 2,800,000,000 | 235,409,700 | -2,564,590,300 | -91.59% | 0.01% |
| Daawada | | | | | |
| 1420121: Dakhliga Baadhista COVID-19 | 19,723,675,536 | | -19,723,675,536 | -100.00% | 0.00% |
| 1420122: Fiiga Dhoofitaanka | 271,694,547 | 461,838,389 | 190,143,842 | 69.98% | 0.02% |
| 1420123: Dakhliga Iibsiga Xukanka | 489,880,804 | 677,319,111 | 187,438,307 | 38.26% | 0.02% |
| Xadhigga (Jeelka) | | | | | |
| 1420124: Fiiga Xanaanada Xoolaha | 612,900,925 | 176,566,238 | -436,334,687 | -71.19% | 0.01% |
| (Holding ground) | | | | | |
| 1420146: Dakhliga iibsiga Tigidhadhada | 1,734,478,082 | 1,524,428,960 | -210,049,122 | -12.11% | 0.06% |
| 1420147: Dakhliga Ogolaanshaha | 106,740,080 | 126,456,947 | 19,716,867 | 18.47% | 0.00% |
| Dalxiiska | | | | | |
| 1420201: Ajuurooyinka Maxakamadaha | 4,746,387,738 | 7,547,243,061 | 2,800,855,323 | 59.01% | 0.28% |



| Madaxa: | 2022 | 2023 | Farqi | % Farqi | % Guud |
|--|--------------------------|--------------------------|------------------------|---------------|-------------|
| 1420206: Dakhliga Ogolaanshaha | 710,000,000 | 915,799,300 | 205,799,300 | 28.99% | 0.03% |
| Hay'adaha Caalamiga ah & Kuwa Gudaha ah | | | | | |
| Dakhliga Iibka alaabta iyo Adeega | 175,702,854,392 | 165,867,305,885 | -9,835,548,507 | -5.60% | 6% |
| Ganaaxayada | | | | | |
| 1430101: Dakhliga Ganaaxyada | 8,588,751,950 | 15,396,056,768 | 6,807,304,818 | 79.26% | 0.57% |
| Ganaaxayada | 8,588,751,950 | 15,396,056,768 | 6,807,304,818 | 79.26% | 1% |
| Hadhaaga Qasnadda & Faa'iidada Sarrifka | | | | | |
| 1920101: Hadhaaga Qasnadda | 87,159,700,885 | | -87,159,700,885 | -100.00% | 0.00% |
| 1920102: Faa'iidada Sarrifka Lacagaha Qalaad | | 9,000,000,000 | 9,000,000,000 | 100.00% | 0.33% |
| Hadhaaga Qasnadda & Faa'iidada Sarrifka | 87,159,700,885 | 9,000,000,000 | -78,159,700,885 | -89.67% | 0% |
| Grand total | 2,729,097,215,930 | 2,713,748,613,721 | -15,348,602,209 | -0.56% | 100% |



Miisaaniyadda Guud ee Dawladda 2023

| Code: Waaxda | 2022 | 2023 | Farqi | % Farqi | % Guud |
|---|-----------------|-----------------|-----------------|---------|--------|
| Dawladda Dhexe | | | | | |
| 1010100: Difaaca | 33,902,193,906 | 34,835,315,083 | 933,121,177 | 2.75% | 0.97% |
| 1010200: Difaaca | 27,157,830,898 | 32,336,827,320 | 5,178,996,421 | 19.07% | 0.90% |
| 1010400: Ciidanka Asluubta | 80,763,886,305 | 82,264,104,773 | 1,500,218,468 | 1.86% | 2.30% |
| 1010500: Ciidanka Booliska | 178,251,003,496 | 189,726,775,526 | 11,475,772,030 | 6.44% | 5.30% |
| 1010600: Ciidanka Ilaalada Xeebaha | 26,049,105,936 | 28,998,508,258 | 2,949,402,322 | 11.32% | 0.81% |
| 1010700: Ciidanka Socdaalka | 18,154,292,111 | 19,846,784,178 | 1,692,492,068 | 9.32% | 0.55% |
| 1010800: Ciidanka Dabdamiska Qaranka | 18,515,786,848 | 19,016,306,848 | 500,520,000 | 2.70% | 0.53% |
| 1010900: Wasaaradda Gaashaandhigga | 47,154,633,020 | 48,186,810,851 | 1,032,177,831 | 2.19% | 1.35% |
| 1011000: Difaaca | 410,048,130,217 | 422,786,439,718 | 12,738,309,501 | 3.11% | 11.80% |
| 1020100: Wasaaradda Horumarinta | 52,761,150,455 | 66,400,705,682 | 13,639,555,227 | 25.85% | 1.85% |
| Biyaha | | | | | |
| 1030100: Komishanka Qaranka ee Xakamaynta HIV/AIDS-ka | 7,005,870,170 | 8,115,597,492 | 1,109,727,322 | 15.84% | 0.23% |
| 1030200: Wasaaradda Horumarinta Caafimaadka | 127,045,392,111 | 116,063,551,721 | -10,981,840,390 | -8.64% | 3.24% |
| Mihnedlayaasha Caafimaadka | | | | | |
| 1030300: Komishanka Qaranka ee Mihnedlayaasha Caafimaadka | 2,994,339,566 | 3,060,476,027 | 66,136,461 | 2.21% | 0.09% |
| 1030400: Hay'adda Dhawrista Tayada | 15,574,710,772 | 11,755,676,947 | -3,819,033,824 | -24.52% | 0.33% |
| Aafooyinka & Kayka Raashinka | | | | | |
| 1040100: Hay'adda U Diyaargarawga | 9,918,158,626 | 11,740,944,186 | 1,822,785,560 | 18.38% | 0.33% |
| Isbedelka Cimilada | | | | | |
| 1040200: Wasaaradda Deegaanka & Isbedelka Cimilada | 21,775,363,767 | 24,936,731,130 | 3,161,367,362 | 14.52% | 0.70% |
| Reer-Miyiga | | | | | |
| 1040300: Wasaaradda Horumarinta Reer-Miyiga | 3,630,715,954 | 4,162,574,726 | 531,858,772 | 14.65% | 0.12% |
| Maaliyadda | | | | | |
| 1050100: Wasaaradda Qorshaynta & Horumarinta Qaranka | 13,367,857,738 | 14,182,416,453 | 814,558,715 | 6.09% | 0.40% |
| 1050200: Wasaaradda Horumarinta Maaliyadda | 338,634,534,964 | 277,606,236,457 | -61,028,298,507 | -18.02% | 7.75% |
| Dalxiiska | | | | | |
| 1050300: Hay'adda Caymiska Qaranka | 2,474,058,622 | 3,615,584,816 | 1,141,526,194 | 46.14% | 0.10% |
| 1050400: Wasaaradda Ganacsiga & Dalxiiska | 20,676,508,081 | 21,009,972,569 | 333,464,488 | 1.61% | 0.59% |
| Cashuuraha Ka Caaggan | | | | | |
| 1050500: Hay'adda Aagga Ganacsiga | 2,194,131,270 | 2,229,652,628 | 35,521,358 | 1.62% | 0.06% |
| Qaranka | | | | | |
| 1050600: Gudiga Qandaraasyada | 4,939,112,353 | 5,920,797,875 | 981,685,522 | 19.88% | 0.17% |
| Maalgashiga & Wershedaha | | | | | |
| 1050700: Wasaaradda Horumarinta Maalgashiga & Wershedaha | 11,582,040,040 | 12,705,486,704 | 1,123,446,664 | 9.70% | 0.35% |
| 1060100: Wasaaradda Gaadiidka & Horumarinta Jidadka | 53,014,106,066 | 51,309,921,499 | -1,704,184,567 | -3.21% | 1.43% |



| Code: Waaxda | 2022 | 2023 | Farqi | % Farqi | % Guud |
|--|-----------------|-----------------|----------------|---------|--------|
| 1060200: Wasaaradda Isgaadhsiinta & Teknoolojiyada | 21,138,331,197 | 15,665,478,378 | -5,472,852,819 | -25.89% | 0.44% |
| 1060300: Wasaaradda Hawlaha Guud, Dhulka & Guriyeynta | 17,365,839,116 | 18,301,720,580 | 935,881,463 | 5.39% | 0.51% |
| 1070100: Xafiiska Madaxtooyada | 142,974,690,635 | 142,217,802,447 | -756,888,189 | -0.53% | 3.97% |
| 1070300: Golaha Guurtida JSL | 36,467,199,346 | 41,314,230,944 | 4,847,031,598 | 13.29% | 1.15% |
| 1070400: Golaha Wakiilada JSL | 64,970,461,650 | 60,148,309,937 | -4,822,151,713 | -7.42% | 1.68% |
| 1070500: Maxkamadda Sare | 8,096,926,094 | 10,905,747,166 | 2,808,821,072 | 34.69% | 0.30% |
| 1070600: Maxkamadaha Hoose | 39,031,531,472 | 47,086,191,008 | 8,054,659,536 | 20.64% | 1.31% |
| 1070700: Xeerilaalinta Guud Ee Qaranka | 10,358,674,114 | 11,076,438,510 | 717,764,396 | 6.93% | 0.31% |
| 1070800: Hay'adda Shaqaalaha Dawladda | 15,012,745,230 | 14,254,208,082 | -758,537,149 | -5.05% | 0.40% |
| 1070900: Machadka Tababarka Shaqaalaha Dawladda | 6,115,713,016 | 7,560,049,146 | 1,444,336,130 | 23.62% | 0.21% |
| 1071000: Hantidhawrka Guud Ee Qaranka | 14,388,246,512 | 15,429,632,838 | 1,041,386,326 | 7.24% | 0.43% |
| 1071200: Garyaqaanka Guud Ee Qaranka | 6,011,458,827 | 6,038,606,783 | 27,147,956 | 0.45% | 0.17% |
| 1071300: Wasaaradda Arrimaha Debedda & Iskaashiga Caalamiga ah | 53,245,014,973 | 45,860,471,643 | -7,384,543,329 | -13.87% | 1.28% |
| 1071400: Wasaaradda Cadaaladda | 13,184,866,253 | 14,023,289,330 | 838,423,077 | 6.36% | 0.39% |
| 1071500: Komishanka Xuquuqal Insaanka Qaranka | 5,131,511,388 | 5,443,740,218 | 312,228,830 | 6.08% | 0.15% |
| 1071600: Wasaaradda arrimaha Gudaha | 55,366,234,081 | 48,808,706,436 | -6,557,527,645 | -11.84% | 1.36% |
| 1071700: Wasaaradda Xidhiidhka Golayaasha & Arrimaha Distorka | 10,402,755,191 | 11,692,566,387 | 1,289,811,196 | 12.40% | 0.33% |
| 1071800: Gudiga Dib U Habaynta Shuruucda | 2,261,137,360 | 2,320,201,112 | 59,063,752 | 2.61% | 0.06% |
| 1071900: Gudiga Doorashooyinka Qaranka | 40,388,948,907 | 78,826,234,932 | 38,437,286,025 | 95.17% | 2.20% |
| 1072000: Gudiga Maamul-wanaaga & Ladagallanka Musuq-maasuqa | 5,355,558,779 | 6,133,329,691 | 777,770,912 | 14.52% | 0.17% |
| 1072100: Gudiga Diwaangelinta Ururada | 5,625,300,538 | 3,965,807,878 | -1,659,492,660 | -29.50% | 0.11% |
| 1080100: Wasaaradda Macdanta & Tamarta | 13,812,704,303 | 11,457,659,306 | -2,355,044,997 | -17.05% | 0.32% |
| 1080200: Komishanka Tamarta | 2,480,534,582 | 2,876,774,648 | 396,240,066 | 15.97% | 0.08% |
| 1090100: Wasaaradda Waxbarashada & Sayniska | 189,530,429,514 | 199,545,597,293 | 10,015,167,779 | 5.28% | 5.57% |
| 1090200: Gudiga Tacliinta Sare | 7,924,732,473 | 12,066,307,049 | 4,141,574,576 | 52.26% | 0.34% |
| 1110100: Wasaaradda Horumarinta Beeraha | 17,896,437,993 | 22,738,662,006 | 4,842,224,013 | 27.06% | 0.63% |
| 1110200: Hay'adda Cilmibaadhista Beeraha | 2,982,583,660 | 2,757,623,410 | -224,960,250 | -7.54% | 0.08% |
| 1110300: Wasaaradda Xannaanada Xoolaha & H. Kalluumaysiga | 41,815,065,216 | 38,688,689,360 | -3,126,375,856 | -7.48% | 1.08% |



| | | | | | |
|---|--------------------------|--------------------------|------------------------|----------------|-------------|
| 1120100: Wasaaraada Warfaafinta, Dhaqanka & Wacyigelinta | 54,366,858,033 | 46,672,705,099 | -7,694,152,933 | -14.15% | 1.30% |
| 1120200: Wasaaradda Diinta & Awqaafta | 15,330,456,909 | 19,003,510,495 | 3,673,053,586 | 23.96% | 0.53% |
| 1120300: Wasaaradda Shaqogelinta, Arrimaha Bulshada & Qoyska | 18,829,285,069 | 20,549,305,317 | 1,720,020,248 | 9.13% | 0.57% |
| 1120400: Wasaaradda Ciyaaraha & Dhallinyarada | 19,784,135,489 | 23,117,359,581 | 3,333,224,093 | 16.85% | 0.65% |
| 1120500: Hay'adda Qaxootiga & Barokacayaasha | 9,991,102,287 | 8,539,773,331 | -1,451,328,956 | -14.53% | 0.24% |
| 1120600: Jamciyadda Mujaahidiinta Sooyaal | 2,390,211,719 | 2,435,542,052 | 45,330,333 | 1.90% | 0.07% |
| Dawladda Dhexe | 2,497,612,595,220 | 2,530,336,471,861 | 32,723,876,641 | 1.31% | 71% |
| Dawladdaha Hoose | | | | | |
| 2000000: Dawaladdaha Hoose | 528,878,259,786 | 589,899,197,085 | 61,020,937,299 | 11.54% | 16.47% |
| Dawladdaha Hoose | 528,878,259,786 | 589,899,197,085 | 61,020,937,299 | 11.54% | 16% |
| Deeqaha Caalamiga ah | | | | | |
| 4000000: Deeqaha Caalamiga ah | 231,484,620,710 | 183,412,141,859 | -48,072,478,851 | -20.77% | 5.12% |
| Deeqaha Caalamiga ah | 231,484,620,710 | 183,412,141,859 | -48,072,478,851 | -20.77% | 5% |
| Hay'adaha Madaxa-banaan | | | | | |
| 3000000: Hay'adaha Madaxa-banaan | 276,986,730,707 | 277,792,895,534 | 806,164,827 | 0.29% | 7.76% |
| Hay'adaha Madaxa-banaan | 276,986,730,707 | 277,792,895,534 | 806,164,827 | 0.29% | 8% |
| Grand total | 3,534,962,206,423 | 3,581,440,706,339 | 46,478,499,916 | 1.31% | 100% |



QORSHAYNTA MIISAANIYADDA 2023 EE QAYBAHA DALKA

| Code: Waaxda | 2022 | 2023 | Farqi | % Farqiga | % Guud |
|-------------------------------|--------------------------|--------------------------|-----------------------|--------------|-------------|
| 1010000: Ammaanka | 886,522,862,738 | 924,523,872,556 | 38,001,009,818 | 4.29% | 36.54% |
| 1020000: Biyaha | 52,761,150,455 | 66,400,705,682 | 13,639,555,227 | 25.85% | 2.62% |
| 1030000: Caafimaadka | 152,620,312,618 | 138,995,302,187 | -13,625,010,432 | -8.93% | 5.49% |
| 1040000: Deegaanka | 35,324,238,347 | 40,840,250,042 | 5,516,011,694 | 15.62% | 1.61% |
| 1050000: Dhaqaalaha | 393,868,243,068 | 337,270,147,502 | -56,598,095,566 | -14.37% | 13.33% |
| 1060000: Kaabayaasha Dhaqaale | 91,518,276,380 | 85,277,120,457 | -6,241,155,923 | -6.82% | 3.37% |
| 1070000: Maamulka | 487,862,974,366 | 526,579,564,488 | 38,716,590,122 | 7.94% | 20.81% |
| 1080000: Tamarta | 16,293,238,885 | 14,334,433,954 | -1,958,804,931 | -12.02% | 0.57% |
| 1090000: Waxbarashada | 197,455,161,987 | 211,611,904,342 | 14,156,742,355 | 7.17% | 8.36% |
| 1110000: Waxsoosaarka | 62,694,086,870 | 64,184,974,777 | 1,490,887,907 | 2.38% | 2.54% |
| 1120000: Wadaageyaasha Kale | 120,692,049,506 | 120,318,195,876 | -373,853,630 | -0.31% | 4.76% |
| Grand total | 2,497,612,595,220 | 2,530,336,471,861 | 32,723,876,641 | 1.31% | 100% |



Faahfaahinta Qorshaha Miisaaniyadda ee Qaybaha Dalka

| Code: Waaxda | 2022 | 2023 | Farqi | % Farqiga | % Guud |
|--|------------------------|------------------------|------------------------|---------------|---------------|
| Ammaanka | | | | | |
| 1010100: Difaaca | 33,902,193,906 | 34,835,315,083 | 933,121,177 | 2.75% | 1.38% |
| 1010200: Difaaca | 27,157,830,898 | 32,336,827,320 | 5,178,996,421 | 19.07% | 1.28% |
| 1010400: Ciidanka Asluubta | 80,763,886,305 | 82,264,104,773 | 1,500,218,468 | 1.86% | 3.25% |
| 1010500: Ciidanka Booliska | 178,251,003,496 | 189,726,775,526 | 11,475,772,030 | 6.44% | 7.50% |
| 1010600: Ciidanka Ilaalada Xeebaha | 26,049,105,936 | 28,998,508,258 | 2,949,402,322 | 11.32% | 1.15% |
| 1010700: Ciidanka Socdaalka | 18,154,292,111 | 19,846,784,178 | 1,692,492,068 | 9.32% | 0.78% |
| 1010800: Ciidanka Dabdamiska Qaranka | 18,515,786,848 | 19,016,306,848 | 500,520,000 | 2.70% | 0.75% |
| 1010900: Wasaaradda Gaashaandhigga | 47,154,633,020 | 48,186,810,851 | 1,032,177,831 | 2.19% | 1.90% |
| 1011000: Difaaca | 456,574,130,217 | 469,312,439,718 | 12,738,309,501 | 2.79% | 18.55% |
| Miisaaniyada loo qorsheeyey Ammaanka | 886,522,862,738 | 924,523,872,556 | 38,001,009,818 | 4.29% | 36.54% |
| Biyaha | | | | | |
| 1020100: Wasaaradda Horumarinta Biyaha | 52,761,150,455 | 66,400,705,682 | 13,639,555,227 | 25.85% | 2.62% |
| Miisaaniyada loo qorsheeyey Biyaha | 52,761,150,455 | 66,400,705,682 | 13,639,555,227 | 25.85% | 2.62% |
| Caafimaadka | | | | | |
| 1030100: Komishanka Qaranka ee Xakamaynta HIV/AIDS-ka | 7,005,870,170 | 8,115,597,492 | 1,109,727,322 | 15.84% | 0.32% |
| 1030200: Wasaaradda Horumarinta Caafimaadka | 127,045,392,111 | 116,063,551,721 | -10,981,840,390 | -8.64% | 4.59% |
| 1030300: Komishanka Qaranka ee Mihnedlayaasha Caafimaadka | 2,994,339,566 | 3,060,476,027 | 66,136,461 | 2.21% | 0.12% |
| 1030400: Hay'adda Dhawrista Tayada | 15,574,710,772 | 11,755,676,947 | -3,819,033,824 | -24.52% | 0.46% |
| Miisaaniyada loo qorsheeyey Caafimaadka | 152,620,312,618 | 138,995,302,187 | -13,625,010,432 | -8.93% | 5.49% |
| Deegaanka | | | | | |
| 1040100: Hay'adda U Diyaargarawga Aafooyinka & Kayka Raashinka | 9,918,158,626 | 11,740,944,186 | 1,822,785,560 | 18.38% | 0.46% |
| 1040200: Wasaaradda Deegaanka & Isbedelka Cimilada | 21,775,363,767 | 24,936,731,130 | 3,161,367,362 | 14.52% | 0.99% |
| 1040300: Wasaaradda Horumarinta Reer-Miyiga | 3,630,715,954 | 4,162,574,726 | 531,858,772 | 14.65% | 0.16% |
| Miisaaniyada loo qorsheeyey Deegaanka | 35,324,238,347 | 40,840,250,042 | 5,516,011,694 | 15.62% | 1.61% |
| Dhaqaalaha | | | | | |
| 1050100: Wasaaradda Qorshaynta & Horumarinta Qaranka | 13,367,857,738 | 14,182,416,453 | 814,558,715 | 6.09% | 0.56% |
| 1050200: Wasaaradda Horumarinta Maaliyadda | 338,634,534,964 | 277,606,236,457 | -61,028,298,507 | -18.02% | 10.97% |
| 1050300: Hay'adda Caymiska Qaranka | 2,474,058,622 | 3,615,584,816 | 1,141,526,194 | 46.14% | 0.14% |
| 1050400: Wasaaradda Ganacsiga & Dalxiiska | 20,676,508,081 | 21,009,972,569 | 333,464,488 | 1.61% | 0.83% |
| 1050500: Hay'adda Aagga Ganacsiga Cashuuraha Ka Caagan | 2,194,131,270 | 2,229,652,628 | 35,521,358 | 1.62% | 0.09% |



| Code: Waaxda | 2022 | 2023 | Farqi | % Farqiga | % Guud |
|---|------------------------|------------------------|------------------------|----------------|---------------|
| 1050600: Gudiga Qandaraasyada Qaranka | 4,939,112,353 | 5,920,797,875 | 981,685,522 | 19.88% | 0.23% |
| 1050700: Wasaaradda Horumarinta Maalgashiga & Wershedaha | 11,582,040,040 | 12,705,486,704 | 1,123,446,664 | 9.70% | 0.50% |
| Miisaaniyada loo qorsheeyey Dhaqaalaha | 393,868,243,068 | 337,270,147,502 | -56,598,095,566 | -14.37% | 13.33% |
| Kaabeyaasha Dhaqaale | | | | | |
| 1060100: Wasaaradda Gaadiidka & Horumarinta Jidadka | 53,014,106,066 | 51,309,921,499 | -1,704,184,567 | -3.21% | 2.03% |
| 1060200: Wasaaradda Isgaadhsiinta & Teknoolojiyada | 21,138,331,197 | 15,665,478,378 | -5,472,852,819 | -25.89% | 0.62% |
| 1060300: Wasaaradda Hawlaha Guud, Dhulka & Guriyeynta | 17,365,839,116 | 18,301,720,580 | 935,881,463 | 5.39% | 0.72% |
| Miisaaniyada loo qorsheeyey Kaabeyaasha Dhaqaale | 91,518,276,380 | 85,277,120,457 | -6,241,155,923 | -6.82% | 3.37% |
| Maamulka | | | | | |
| 1070100: Xafiiska Madaxtooyada | 96,448,690,635 | 95,691,802,447 | -756,888,189 | -0.78% | 3.78% |
| 1070300: Golaha Guurtida JSL | 36,467,199,346 | 41,314,230,944 | 4,847,031,598 | 13.29% | 1.63% |
| 1070400: Golaha Wakiilada JSL | 64,970,461,650 | 60,148,309,937 | -4,822,151,713 | -7.42% | 2.38% |
| 1070500: Maxkamadda Sare | 8,096,926,094 | 10,905,747,166 | 2,808,821,072 | 34.69% | 0.43% |
| 1070600: Maxkamadaha Hoose | 39,031,531,472 | 47,086,191,008 | 8,054,659,536 | 20.64% | 1.86% |
| 1070700: Xeerilaalinta Guud Ee Qaranka | 10,358,674,114 | 11,076,438,510 | 717,764,396 | 6.93% | 0.44% |
| 1070800: Hay'adda Shaqaalaha Dawladda | 15,012,745,230 | 14,254,208,082 | -758,537,149 | -5.05% | 0.56% |
| 1070900: Machadka Tababarka Shaqaalaha Dawladda | 6,115,713,016 | 7,560,049,146 | 1,444,336,130 | 23.62% | 0.30% |
| 1071000: Hantidhwrka Guud Ee Qaranka | 14,388,246,512 | 15,429,632,838 | 1,041,386,326 | 7.24% | 0.61% |
| 1071200: Garyaqaanka Guud Ee Qaranka | 6,011,458,827 | 6,038,606,783 | 27,147,956 | 0.45% | 0.24% |
| 1071300: Wasaaradda Arrimaha Debedda & Iskaashiga Caalamiga ah | 53,245,014,973 | 45,860,471,643 | -7,384,543,329 | -13.87% | 1.81% |
| 1071400: Wasaaradda Cadaaladda | 13,184,866,253 | 14,023,289,330 | 838,423,077 | 6.36% | 0.55% |
| 1071500: Komishanka Xuquuqal Insaanka Qaranka | 5,131,511,388 | 5,443,740,218 | 312,228,830 | 6.08% | 0.22% |
| 1071600: Wasaaradda arrimaha Gudaha | 55,366,234,081 | 48,808,706,436 | -6,557,527,645 | -11.84% | 1.93% |
| 1071700: Wasaaradda Xidhiidhka Golayaasha & Arrimaha Distorka | 10,402,755,191 | 11,692,566,387 | 1,289,811,196 | 12.40% | 0.46% |
| 1071800: Gudiga Dib U Habaynta Shuruucda | 2,261,137,360 | 2,320,201,112 | 59,063,752 | 2.61% | 0.09% |
| 1071900: Gudiga Doorashooyinka Qaranka | 40,388,948,907 | 78,826,234,932 | 38,437,286,025 | 95.17% | 3.12% |
| 1072000: Gudiga Maamul-wanaaga & Ladagallanka Musuq-maasuqa | 5,355,558,779 | 6,133,329,691 | 777,770,912 | 14.52% | 0.24% |
| 1072100: Gudiga Diwaangelinta Ururada | 5,625,300,538 | 3,965,807,878 | -1,659,492,660 | -29.50% | 0.16% |
| Miisaaniyada loo qorsheeyey Maamulka | 487,862,974,366 | 526,579,564,488 | 38,716,590,122 | 7.94% | 20.81% |
| Tamarta | | | | | |
| 1080100: Wasaaradda Macdanta & Tamarta | 13,812,704,303 | 11,457,659,306 | -2,355,044,997 | -17.05% | 0.45% |
| 1080200: Komishanka Tamarta | 2,480,534,582 | 2,876,774,648 | 396,240,066 | 15.97% | 0.11% |
| Miisaaniyada loo qorsheeyey Tamarta | 16,293,238,885 | 14,334,433,954 | -1,958,804,931 | -12.02% | 0.57% |
| Waxbarashada | | | | | |
| 1090100: Wasaaradda Waxbarashada & Sayniska | 189,530,429,514 | 199,545,597,293 | 10,015,167,779 | 5.28% | 7.89% |



| Code: Waaxda | 2022 | 2023 | Farqi | % Farqiga | % Guud |
|--|--------------------------|--------------------------|-----------------------|---------------|--------------|
| 1090200: Gudiga Tacliinta Sare | 7,924,732,473 | 12,066,307,049 | 4,141,574,576 | 52.26% | 0.48% |
| Miisaaniyada loo qorsheeyey Waxbarashada | 197,455,161,987 | 211,611,904,342 | 14,156,742,355 | 7.17% | 8.36% |
| Waxsoosaarka | | | | | |
| 1110100: Wasaaradda Horumarinta Beeraha | 17,896,437,993 | 22,738,662,006 | 4,842,224,013 | 27.06% | 0.90% |
| 1110200: Hay'adda Cilmibaadhista Beeraha | 2,982,583,660 | 2,757,623,410 | -224,960,250 | -7.54% | 0.11% |
| 1110300: Wasaaradda Xannaanada Xoolaha & H. Kalluumaysiga | 41,815,065,216 | 38,688,689,360 | -3,126,375,856 | -7.48% | 1.53% |
| Miisaaniyada loo qorsheeyey Waxsoosaarka | 62,694,086,870 | 64,184,974,777 | 1,490,887,907 | 2.38% | 2.54% |
| Wadaageyaasha Kale | | | | | |
| 1120100: Wasaaradda Warfaafinta, Dhaqanka & Wacyigelinta | 54,366,858,033 | 46,672,705,099 | -7,694,152,933 | -14.15% | 1.84% |
| 1120200: Wasaaradda Diinta & Awqaafta | 15,330,456,909 | 19,003,510,495 | 3,673,053,586 | 23.96% | 0.75% |
| 1120300: Wasaaradda Shaqogelinta, Arrimaha Bulshada & Qoyska | 18,829,285,069 | 20,549,305,317 | 1,720,020,248 | 9.13% | 0.81% |
| 1120400: Wasaaradda Ciyaaraha & Dhallinyarada | 19,784,135,489 | 23,117,359,581 | 3,333,224,093 | 16.85% | 0.91% |
| 1120500: Hay'adda Qaxootiga & Barokacayaasha | 9,991,102,287 | 8,539,773,331 | -1,451,328,956 | -14.53% | 0.34% |
| 1120600: Jamciyadda Mujaahidiinta Sooyaal | 2,390,211,719 | 2,435,542,052 | 45,330,333 | 1.90% | 0.10% |
| Miisaaniyada loo qorsheeyey Wadaageyaasha Kale | 120,692,049,506 | 120,318,195,876 | -373,853,630 | -0.31% | 4.76% |
| Grand total | 2,497,612,595,220 | 2,530,336,471,861 | 32,723,876,641 | 1.31% | 100% |



Qorshaha Isticmaalka Miisaniyadda ee 2023

| Subhead: Description | 2022 | 2023 | Farqi | % Farqi | % Guud |
|--|--------------------------|--------------------------|------------------------|----------------|---------------|
| 2110000: Magdhawga Shaqaalaha | 1,313,930,963,891 | 1,383,570,154,069 | 69,639,190,178 | 5.30% | 54.68% |
| 2130000: Kharashyada Kale ee Shaaqaalaha | 7,546,560,800 | 9,146,560,800 | 1,600,000,000 | 21.20% | 0.36% |
| 2120000: Xaqsiinta iyo Hawlgabka Shaqaalaha | 2,495,584,832 | 2,555,584,832 | 60,000,000 | 2.40% | 0.10% |
| 2110000: Miisaniyada loo qoondeeyey Magdhawga Shaqaalaha | 1,323,973,109,523 | 1,395,272,299,701 | 71,299,190,178 | 5.39% | 55.14% |
| 2210000: Isticmaalka Alaabta iyo Adeega | 466,205,329,814 | 505,204,128,482 | 38,998,798,668 | 8.37% | 19.97% |
| 2220000: Daryeelka & Dayactirka | 25,041,809,732 | 28,429,218,373 | 3,387,408,641 | 13.53% | 1.12% |
| 2210000: Miisaniyada loo qoondeeyey Isticmaalka Alaabta iyo Adeega | 491,247,139,546 | 533,633,346,855 | 42,386,207,309 | 8.63% | 21.09% |
| 2400000: Mashaariicda Dawladda | 222,121,736,598 | 247,044,432,728 | 24,922,696,130 | 11.22% | 9.76% |
| 2400000: Miisaniyada loo qoondeeyey Mashaariicda Dawladda | 222,121,736,598 | 247,044,432,728 | 24,922,696,130 | 11.22% | 9.76% |
| 2510000: Kababka | 25,419,393,703 | 22,734,101,881 | -2,685,291,822 | -10.56% | 0.90% |
| 2510000: Miisaniyada loo qoondeeyey Kababka | 25,419,393,703 | 22,734,101,881 | -2,685,291,822 | -10.56% | 0.90% |
| 2640000: Deeqaha iyo Wareejimaha | 46,321,939,814 | 50,446,939,814 | 4,125,000,000 | 8.91% | 1.99% |
| 2640000: Miisaniyada loo qoondeeyey Deeqaha iyo Wareejimaha | 46,321,939,814 | 50,446,939,814 | 4,125,000,000 | 8.91% | 1.99% |
| 2720000: Daryeelka Bulshada | 8,751,000,000 | 9,451,000,000 | 700,000,000 | 8.00% | 0.37% |
| 2720000: Miisaniyada loo qoondeeyey Daryeelka Bulshada | 8,751,000,000 | 9,451,000,000 | 700,000,000 | 8.00% | 0.37% |
| 2840000: Kharashyada kale | 82,179,616,210 | 80,071,657,461 | -2,107,958,749 | -2.57% | 3.16% |
| 2840000: Miisaniyada loo qoondeeyey Kharashyada kale | 82,179,616,210 | 80,071,657,461 | -2,107,958,749 | -2.57% | 3.16% |
| 3120000: Hantida Raagta | 157,791,881,605 | 121,891,701,121 | -35,900,180,484 | -22.75% | 4.82% |
| 3120000: Miisaniyada loo qoondeeyey Hantida Raagta | 157,791,881,605 | 121,891,701,121 | -35,900,180,484 | -22.75% | 4.82% |
| 3210000: Saamiga Maalgashiga ee Dawladda | 7,000,000,000 | 1,275,000,000 | -5,725,000,000 | -81.79% | 0.05% |
| 3210000: Miisaniyada loo qoondeeyey Saamiga Maalgashiga ee Dawladda | 7,000,000,000 | 1,275,000,000 | -5,725,000,000 | -81.79% | 0.05% |
| 5210000: Dibu Bixinta Daymaha | 93,404,960,317 | 53,515,992,300 | -39,888,968,017 | -42.71% | 2.11% |
| 5210000: Miisaniyada loo qoondeeyey Dibu Bixinta Daymaha | 93,404,960,317 | 53,515,992,300 | -39,888,968,017 | -42.71% | 2.11% |
| 6530000: Kaydka Qaranka | 39,401,817,905 | 15,000,000,000 | -24,401,817,905 | -61.93% | 0.59% |
| 6530000: Miisaniyada loo qoondeeyey Kaydka Qaranka | 39,401,817,905 | 15,000,000,000 | -24,401,817,905 | -61.93% | 0.59% |
| Grand total | 2,497,612,595,220 | 2,530,336,471,861 | 32,723,876,641 | 1.31% | 100% |



Faahfaahinta Qorshaha Isticmaalka Miisaaniyadda ee 2022

| Subhead: Description | 2022 | 2023 | Farqi | % Farqi | % Guud |
|---|--------------------------|--------------------------|-----------------------|--------------|---------------|
| 2110000: Magdhawga Shaqaalaha | | | | | |
| 2110101: Mushaharka Shaqaalaha | 180,487,140,344 | 194,891,579,696 | 14,404,439,352 | 7.98% | 7.70% |
| 2110102: Mushaharka Shaqaalaha Garsoorka | 8,413,623,504 | 9,493,447,392 | 1,079,823,888 | 12.83% | 0.38% |
| 2110103: Mushaharka Ciidanka Booliska & Asluubta | 170,338,175,392 | 173,446,566,221 | 3,108,390,829 | 1.82% | 6.85% |
| 2110104: Mushaharka | 281,551,096,848 | 295,265,221,939 | 13,714,125,091 | 4.87% | 11.67% |
| 2110105: Mushaharka Xildhibaanada Sharc-dajinta | 13,747,500,000 | 13,747,500,000 | 0 | 0.00% | 0.54% |
| 2110106: Mushaharka Macalimiinta | 85,243,107,520 | 86,233,553,271 | 990,445,751 | 1.16% | 3.41% |
| 2110107: Mushaharka Shaqaalaha TMP-ga | 3,850,000,000 | 2,107,989,864 | -1,742,010,136 | -45.25% | 0.08% |
| 2110108: Mushaharka Ciidanka Socdaalka | 8,921,264,400 | 9,393,928,216 | 472,663,816 | 5.30% | 0.37% |
| 2110109: Mushaharka Ciidanka Ilaalada Xeebaha | 15,428,678,136 | 16,995,382,546 | 1,566,704,410 | 10.15% | 0.67% |
| 2110110: Mushaharka | 14,256,665,832 | 17,280,800,640 | 3,024,134,808 | 21.21% | 0.68% |
| 2110111: Mushaharka Ciidanka Deb-demiska | 7,767,245,928 | 8,024,245,928 | 257,000,000 | 3.31% | 0.32% |
| 2110112: Mushaharka | 10,143,690,624 | 10,207,487,846 | 63,797,222 | 0.63% | 0.40% |
| 2110113: Mashaharka Dalacsiinta Shaqaalaha (Faraq) | | 2,116,715,520 | 2,116,715,520 | 100.00% | 0.08% |
| 2110201: Mushaharka Shaqaalaha Aan J/Ahayn ee heshiiska lagula jiro | 11,562,220,000 | 12,782,620,000 | 1,220,400,000 | 10.56% | 0.51% |
| 2110203: Mushaharka Shaqaalaha kale ee joogtada ahayn | 82,779,727,164 | 83,456,811,036 | 677,083,872 | 0.82% | 3.30% |
| 2110301: Gunno Xil | 63,539,568,956 | 72,302,491,828 | 8,762,922,872 | 13.79% | 2.86% |
| 2110302: Gunno Xagaayeed/Geedfuul | 37,649,328,000 | 37,578,528,000 | -70,800,000 | -0.19% | 1.49% |
| 2110303: Gunno Hawleed | 223,876,811,680 | 252,423,835,415 | 28,547,023,735 | 12.75% | 9.98% |
| 2110304: Gunno Maamuus | 1,868,673,600 | 1,868,673,600 | 0 | 0.00% | 0.07% |
| 2110306: Gunno Ilaalo | 7,165,100,000 | 7,496,300,000 | 331,200,000 | 4.62% | 0.30% |
| 2110307: Gunno Maaliyadeed | 41,577,360,360 | 46,960,400,000 | 5,383,039,640 | 12.95% | 1.86% |
| 2110308: Gunno Ciideed | 15,221,654,382 | 17,018,452,870 | 1,796,798,488 | 11.80% | 0.67% |
| 2110311: Gunada Badhasaabada | | 2,251,200,000 | 2,251,200,000 | 100.00% | 0.09% |
| 2110315: Gunnada Sagoootiska ah ee Xildhibaanada | 19,647,528,000 | | -19,647,528,000 | -100.00% | 0.00% |
| 2110316: Gunada Dhiirigalinta Shaqaalaha | 4,985,251,281 | 5,342,870,301 | 357,619,020 | 7.17% | 0.21% |
| 2110318: Gunnada Ciyaartooyga | 3,909,551,940 | 4,883,551,940 | 974,000,000 | 24.91% | 0.19% |
| 2110000: Miisaniyada loo qoondeeyey Magdhawga Shaqaalaha | 1,313,930,963,891 | 1,383,570,154,069 | 69,639,190,178 | 5.30% | 54.68% |
| 2120000: Xaqsiinta iyo Hawlgabka Shaqaalaha | | | | | |
| 2120101: Hawlgab | 1,495,584,832 | 1,495,584,832 | 0 | 0.00% | 0.06% |
| 2120102: Liiltirka | 1,000,000,000 | 1,060,000,000 | 60,000,000 | 6.00% | 0.04% |
| 2120000: Miisaniyada loo qoondeeyey Xaqsiinta iyo Hawlgabka Shaqaalaha | 2,495,584,832 | 2,555,584,832 | 60,000,000 | 2.40% | 0.10% |



| Subhead: Description | 2022 | 2023 | Farqi | % Farqi | % Guud |
|--|--------------------------|--------------------------|-----------------------|---------------|---------------|
| 2130000: Kharashyada Kale ee Shaaqaalaha | | | | | |
| 2130101: Dawaawaynta & Caafimaadka | 7,546,560,800 | 9,146,560,800 | 1,600,000,000 | 21.20% | 0.36% |
| 2130000: Miisaniyada loo qoondeeyey Kharashyada Kale ee Shaaqaalaha | 7,546,560,800 | 9,146,560,800 | 1,600,000,000 | 21.20% | 0.36% |
| 2110000: Miisaniyada loo qoondeeyey Magdhawga Shaqaalaha | 1,323,973,109,523 | 1,395,272,299,701 | 71,299,190,178 | 21.20% | 55.14% |
| 2210000: Isticmaalka Alaabta iyo Adeega | | | | | |
| 2210101: Isticmaalka Nalka | 7,209,767,467 | 8,411,889,988 | 1,202,122,521 | 16.67% | 0.33% |
| 2210102: Isticmaalka Biyaha | 2,904,353,659 | 3,275,836,637 | 371,482,978 | 12.79% | 0.13% |
| 2210104: Isticmaalka Alaabta iyo Adeega kale | 482,001,030 | 492,001,030 | 10,000,000 | 2.07% | 0.02% |
| 2210201: Isticmaalka Boosaha & Isgaadhsiinta. | 8,760,825,718 | 9,478,191,782 | 717,366,064 | 8.19% | 0.37% |
| 2210209: Kharashka Maamulka Hirarka Isgaadhsiinta | 472,500,000 | 472,500,000 | 0 | 0.00% | 0.02% |
| 2210210: Kharashka Hirgalinta iyo Horumarinta Fayberka (NFOC) | 945,000,000 | 900,000,000 | -45,000,000 | -4.76% | 0.04% |
| 2210301: Noolka iyo sahayda Safarada gudaha | 10,890,634,412 | 11,842,563,571 | 951,929,159 | 8.74% | 0.47% |
| 2210302: Noolka iyo Sahaysiinta Maxaabiista | 709,695,000 | 709,695,000 | 0 | 0.00% | 0.03% |
| 2210307: Kharashka Celinta Ajaanibka | | 164,000,000 | 164,000,000 | 100.00% | 0.01% |
| 2210308: Kharashka Safarka Gudaha | 47,250,000 | 47,250,000 | 0 | 0.00% | 0.00% |
| 2210401: Noolka & Sahayda Safarada Dibada | 10,414,226,649 | 10,603,823,649 | 189,597,000 | 1.82% | 0.42% |
| 2210501: Kharashka Baahinta Wararka | 16,000 | 209,016,000 | 209,000,000 | ##### | 0.01% |
| 2210502: Kharashka Daabacaadda Dukumentiga Lacagta | 5,452,500,000 | 6,285,000,000 | 832,500,000 | 15.27% | 0.25% |
| 2210503: Wargeysyadda & Bugaagta. | 2,431,926,328 | 2,434,337,379 | 2,411,050 | 0.10% | 0.10% |
| 2210504: Kharashka Wacyigalinta | 4,777,785,167 | 4,658,748,917 | -119,036,250 | -2.49% | 0.18% |
| 2210505: Kh. Baahinta Qandaraasyada | 122,850,000 | 200,850,000 | 78,000,000 | 63.49% | 0.01% |
| 2210506: Daabacada Liisamada Gaadiidka ee lafta ah | 2,129,593,410 | 2,129,593,410 | 0 | 0.00% | 0.08% |
| 2210507: Daabacaada Buugta Dhaqdhaqaaqa Gaadiidka | 1,890,000,000 | 1,890,000,000 | 0 | 0.00% | 0.07% |
| 2210508: Daabacaada Baasaboorada Iyo Fiisayaasha | 756,000,000 | 756,000,000 | 0 | 0.00% | 0.03% |
| 2210509: Daabacaada Agabka Xafiisyadda | 633,150,000 | 683,150,000 | 50,000,000 | 7.90% | 0.03% |
| 2210510: Kh. Baahinta Barnaamujyada TV-ga | 1,413,956,250 | 1,413,956,250 | 0 | 0.00% | 0.06% |
| 2210511: Kh. Baahinta Barnaamujyada Radyowga | 1,274,221,226 | 1,274,221,226 | 0 | 0.00% | 0.05% |
| 2210513: KH. Dardargalinta liisamada Ganacsiga | 713,947,500 | 713,947,500 | 0 | 0.00% | 0.03% |
| 2210514: Kharashka Iibgaynta Qorshaha Qaranka | 661,500,000 | 600,500,000 | -61,000,000 | -9.22% | 0.02% |
| 2210515: Kharashka Baahinta & Horumarinta Dastuurka | 1,275,750,000 | 1,575,750,000 | 300,000,000 | 23.52% | 0.06% |
| 2210516: Kharashka Istuudiyaha Tv-Ga Qaranka & Idaacada | 959,634,291 | 959,634,291 | 0 | 0.00% | 0.04% |
| 2210517: Kharashka Xafiisyada Dibada Ee Tvga | 2,023,133,490 | 2,121,833,490 | 98,700,000 | 4.88% | 0.08% |
| 2210601: Ijaarka Gaadiidka | 446,976,200 | 402,476,200 | -44,500,000 | -9.96% | 0.02% |
| 2210602: Ijaarka Guryaha | 1,266,068,141 | 1,492,068,141 | 226,000,000 | 17.85% | 0.06% |
| 2210603: Ijaarka Xafiisyada | 7,376,487,163 | 8,347,422,163 | 970,935,000 | 13.16% | 0.33% |



| Subhead: Description | 2022 | 2023 | Farqi | % Farqi | % Guud |
|--|-----------------|-----------------|----------------|----------|--------|
| 2210604: Kh. Shirkadda maalgashiga Somaliland | 758,835,000 | 1,113,468,650 | 354,633,650 | 46.73% | 0.04% |
| 2210608: Kharashka Kirada Satalite-Ka | 2,744,269,261 | 2,645,569,261 | -98,700,000 | -3.60% | 0.10% |
| 2210701: Tababarka & Imtixaanadda. | 18,438,463,383 | 24,402,463,332 | 5,963,999,949 | 32.35% | 0.96% |
| 2210702: Tababarka Manhajka Madarasadaha | 330,750,000 | 330,750,000 | 0 | 0.00% | 0.01% |
| 2210714: Gunnada Latababaraha | | 903,000,000 | 903,000,000 | 100.00% | 0.04% |
| 2210801: Martiqaadyada & Munaasibadaha | 9,482,034,146 | 7,971,839,462 | -1,510,194,684 | -15.93% | 0.32% |
| 2210802: Dabaaldaga Xusaska 18 may & 26 june | 4,719,688,652 | 4,719,688,652 | 0 | 0.00% | 0.19% |
| 2210806: Kharashka Xafiiska Madaxweyne iyo ku xigeenka | 7,225,470,000 | 7,725,470,000 | 500,000,000 | 6.92% | 0.31% |
| 2211001: Daawada | 2,048,431,620 | 2,118,431,620 | 70,000,000 | 3.42% | 0.08% |
| 2211002: Daawada Mishiinada kelyaha | 2,835,000,000 | 3,535,000,000 | 700,000,000 | 24.69% | 0.14% |
| 2211003: libsiga sunta La dagaalanka Cayayaanka (ayaxa) | 410,130,000 | 410,130,000 | 0 | 0.00% | 0.02% |
| 2211004: libsiga Buugta Dugsiyada | 1,047,905,121 | 0 | -1,047,905,121 | -100.00% | 0.00% |
| 2211005: libsiga Rashinka Iyo Wixii Soo Raaca | 125,028,624,987 | 140,101,660,411 | 15,073,035,424 | 12.06% | 5.54% |
| 2211006: libsiga Dharka & Dirayska | 13,630,024,556 | 14,922,024,556 | 1,292,000,000 | 9.48% | 0.59% |
| 2211007: libsiga Gogosha iyo Macuunta | 1,365,085,292 | 1,654,875,792 | 289,790,500 | 21.23% | 0.07% |
| 2211008: libsiga Calafka Xoolaha | 1,518,500,000 | 94,500,000 | -1,424,000,000 | -93.78% | 0.00% |
| 2211012: libsiga Qalabka Nalka iyo Biyaha | 620,000,000 | 666,343,750 | 46,343,750 | 7.47% | 0.03% |
| 2211017: libsiga Qalabada kale ee gaarka ah | | 500,000,000 | 500,000,000 | 100.00% | 0.02% |
| 2211019: Dawooyinka Xoolaha iyo Qalabkooda | 2,217,500,000 | 2,000,000,000 | -217,500,000 | -9.81% | 0.08% |
| 2211020: Kharashka libinta Baaskiiladaha Naafada | 236,250,000 | 200,000,000 | -36,250,000 | -15.34% | 0.01% |
| 2211021: Raashinka Ciidanka Ilaalada cashuuraha | 1,989,308,160 | 2,181,308,160 | 192,000,000 | 9.65% | 0.09% |
| 2211101: Alaabta Xafiisyadda (Stationery) | 7,874,925,119 | 8,559,303,119 | 684,377,999 | 8.69% | 0.34% |
| 2211201: Batroolka, Naafatadda & Saliidaha | 45,017,237,841 | 49,812,687,841 | 4,795,450,000 | 10.65% | 1.97% |
| 2211301: Khidmadda Baanka | 5,212,620,000 | 3,861,200,000 | -1,351,420,000 | -25.93% | 0.15% |
| 2211302: Kharashka Horumarinta Caafimaadka Gobolada | | 600,000,000 | 600,000,000 | 100.00% | 0.02% |
| 2211304: Kharashka Cusbitalada (7 Cusbital) | 5,974,059,420 | 7,074,059,420 | 1,100,000,000 | 18.41% | 0.28% |
| 2211305: Kharashka Cusbitalada Haleya, W.Hargaysa & Oog | 1,182,095,000 | 1,500,000,000 | 317,905,000 | 26.89% | 0.06% |
| 2211306: kh. Qiimaynta Ascaarta suuqa | 878,686,463 | 878,686,463 | 0 | 0.00% | 0.03% |
| 2211307: KH. Isku-dubbaridka Horumarka iyo Mucaawinooyinka | 189,000,000 | 189,000,000 | 0 | 0.00% | 0.01% |
| 2211308: Kharska Gudiga Sare Waxbarashada | 141,750,000 | 396,750,000 | 255,000,000 | 179.89% | 0.02% |
| 2211309: Kharashka Nabadgelyada | 25,273,724,443 | 24,979,725,218 | -293,999,225 | -1.16% | 0.99% |
| 2211312: Kharsahka La Dagaalanka Kootarabaanka | 1,748,250,000 | 1,748,250,000 | 0 | 0.00% | 0.07% |
| 2211313: Kharashka Hawlgallada Ciidamada | 290,589,379 | 390,589,379 | 100,000,000 | 34.41% | 0.02% |
| 2211314: Diiwaangelinta Madarasadaha iyo Masaajidada | 189,000,000 | 189,000,000 | 0 | 0.00% | 0.01% |
| 2211315: Kh. Rarista/Dejinta & Khallisaadda Alaabooyinka | 103,950,000 | 111,950,000 | 8,000,000 | 7.70% | 0.00% |



| Subhead: Description | 2022 | 2023 | Farqi | % Farqi | % Guud |
|--|----------------|----------------|----------------|---------|--------|
| 2211316: Kharashka Safaaradaha & Qunsilayadaha | 23,575,000,000 | 23,575,000,000 | 0 | 0.00% | 0.93% |
| 2211317: Kharashka Sameynta Heer Tayeedka | 283,500,000 | 283,500,000 | 0 | 0.00% | 0.01% |
| 2211318: Kharashka Gubista Alaabta Xumaatey | 94,500,000 | 24,500,000 | -70,000,000 | -74.07% | 0.00% |
| 2211319: Kharashka Gudida Farsamo ee Berbera(JOC) | 378,000,000 | 378,000,000 | 0 | 0.00% | 0.01% |
| 2211320: Kharashka Shaybaarka & Hubinta tayada shidaalka iyo biyaha | 1,323,000,000 | 1,323,000,000 | 0 | 0.00% | 0.05% |
| 2211321: Kharashka Shaybaarka & Hubinta Contada iyo Daawada | 3,213,000,000 | 3,213,000,000 | 0 | 0.00% | 0.13% |
| 2211322: Kh/Markhatiyada iyo Danbi-Baadhista | 531,374,809 | 581,374,809 | 50,000,000 | 9.41% | 0.02% |
| 2211323: Kharashka Garsoorayaasha | 267,907,500 | 570,907,500 | 303,000,000 | 113.10% | 0.02% |
| 2211324: Kharashka Qareenka Saboolka | 127,231,020 | 227,231,020 | 100,000,000 | 78.60% | 0.01% |
| 2211325: Kharashka Baadhista Iyo Kormeerka khayraadka dalka | 330,750,000 | 330,750,000 | 0 | 0.00% | 0.01% |
| 2211326: Kh. Hawlaha Miino Saarka | 255,150,000 | 255,150,000 | 0 | 0.00% | 0.01% |
| 2211327: Kh. Baadhista iyo Raadraaca Taariikhda duugga ah | 960,828,750 | 916,565,000 | -44,263,750 | -4.61% | 0.04% |
| 2211328: Kharashka Hawl-Socodsiinta Gudiyada | | 6,340,000,000 | 6,340,000,000 | 100.00% | 0.25% |
| 2211329: Kh. Soosaarista Daraasadka Iyo Tijaabada T.warshada | 396,900,000 | 396,900,000 | 0 | 0.00% | 0.02% |
| 2211330: Kh. Faafreebka iyo Fidinta Diinta. | 94,500,000 | 94,500,000 | 0 | 0.00% | 0.00% |
| 2211331: Kharashka Gobolada | 14,657,626,620 | 13,306,426,620 | -1,351,200,000 | -9.22% | 0.53% |
| 2211332: Kharashka Dakhli Ururinta. | 5,340,111,357 | 5,340,111,357 | 0 | 0.00% | 0.21% |
| 2211333: Kh. Diyaarinta & Kantaroolka Miisaaniyadda, FMIS-ka, Xis. Xidhada & Qiimaynta Wax-qabadka | 2,740,500,000 | 2,105,460,000 | -635,040,000 | -23.17% | 0.08% |
| 2211334: Kh.Samaynta Xisaab Xidhka (Xis-Guud) | 2,186,730,000 | 1,680,512,400 | -506,217,600 | -23.15% | 0.07% |
| 2211335: Kh/ Bilicda Xafiisyada & Guryaha | 699,991,681 | 724,565,697 | 24,574,016 | 3.51% | 0.03% |
| 2211336: Barnamijka Tartanka Quraanka | 283,500,000 | 283,500,000 | 0 | 0.00% | 0.01% |
| 2211337: Kharashka Kala-xadaynta Gobalada & Dagmooyinka | 4,725,000 | 4,725,000 | 0 | 0.00% | 0.00% |
| 2211338: Kh.Rarista Documantiga Xisaabaadka | 236,250,000 | 236,250,000 | 0 | 0.00% | 0.01% |
| 2211339: Kh. Xallinta Khilaafaadka Shaqada | 94,500,000 | 94,500,000 | 0 | 0.00% | 0.00% |
| 2211340: Kh. Xidhiidhka Ciyaaraha | 283,500,000 | 400,000,000 | 116,500,000 | 41.09% | 0.02% |
| 2211341: Kharashka Ilaalinta Macdanta Dalka | 614,250,000 | 614,250,000 | 0 | 0.00% | 0.02% |
| 2211342: Kh/Samaynta IT-ga iyo Databaseka | 845,793,900 | 1,463,745,305 | 617,951,405 | 73.06% | 0.06% |
| 2211344: Kh/ Diyaarinta, Dib U Habaynta Iyo Faafinta Shuruucda | 5,062,460,589 | 4,068,738,453 | -993,722,136 | -19.63% | 0.16% |
| 2211345: Kh/Diiwaangalinta H. Maguurtada & Guurtada ah | 378,000,000 | 378,000,000 | 0 | 0.00% | 0.01% |
| 2211346: Kh. Waxka qabashada Xaalufka | 963,900,000 | 963,900,000 | 0 | 0.00% | 0.04% |
| 2211347: Kharashka kormeerka Dugsiyada & Jaamacada | 1,024,681,238 | 1,024,681,238 | 0 | 0.00% | 0.04% |
| 2211349: Kharashka Sahaminta Shidaalka iyo Biyaha | 567,000,000 | 567,000,000 | 0 | 0.00% | 0.02% |



| Subhead: Description | 2022 | 2023 | Farqi | % Farqi | % Guud |
|--|------------------------|------------------------|-----------------------|--------------|---------------|
| 2211350: Kh. Maalgashiga iyo H. Ganacsiga | 588,262,500 | 588,262,500 | 0 | 0.00% | 0.02% |
| 2211351: KH. Diyaarinta shuruucda & siyaasadda | 66,150,000 | 1,066,150,000 | 1,000,000,000 | 1511.72% | 0.04% |
| 2211352: Kh. Adeega & Kormeerka waxbarshada gaarka ah | 236,250,000 | | -236,250,000 | -100.00% | 0.00% |
| 2211353: Kh. Dib U Habaynta SHaqaalaha Dawladda | 340,500,000 | 440,500,000 | 100,000,000 | 29.37% | 0.02% |
| 2211355: Kharashka Dibuhabaynta Maamulka Maaliyadda | 4,762,800,000 | 5,012,800,000 | 250,000,000 | 5.25% | 0.20% |
| 2211356: Kharashka Baadhista Xasuuqa | 567,000,000 | 567,000,000 | 0 | 0.00% | 0.02% |
| 2211357: Kharashka Manaahijta | 272,500,000 | 50,000,000 | -222,500,000 | -81.65% | 0.00% |
| 2211358: Lambaradda Gaadiidka Ee Dib U Ibinta. | 6,096,068,033 | 6,000,000,000 | -96,068,033 | -1.58% | 0.24% |
| 2211359: Kharashka Saadaasha Hawada | 463,995,000 | 463,995,000 | 0 | 0.00% | 0.02% |
| 2211360: Kh. Dabagalka Iyo Qiimaynta Hayada Caalimaga ah | 1,096,200,000 | 1,046,200,000 | -50,000,000 | -4.56% | 0.04% |
| 2211361: Kh. Hawl Socodsiinta Mashaariicda | | 296,000,000 | 296,000,000 | 100.00% | 0.01% |
| 2211362: Kh.Xafiiska Xisaabaadka | 283,500,000 | 283,500,000 | 0 | 0.00% | 0.01% |
| 2211363: Kh. Kormeerka ilaalinta dhismayaasha dawladda | 283,500,000 | 283,500,000 | 0 | 0.00% | 0.01% |
| 2211364: Kh. Kormeerka Hay'adaha Dawladda | 94,500,000 | 94,500,000 | 0 | 0.00% | 0.00% |
| 2211365: Kh. Hawlgalka Xidhiidhka goleyaasha | 198,450,000 | 298,450,000 | 100,000,000 | 50.39% | 0.01% |
| 2211367: Kh. Baadhista Hanti-dhowrka | 5,670,000,000 | 5,835,000,000 | 165,000,000 | 2.91% | 0.23% |
| 2211368: Kh. Ilaalinta Dhulka Danta Guud | 540,540,000 | 378,000,000 | -162,540,000 | -30.07% | 0.01% |
| 2211370: Kh. Horumarinta Astaamaha Qaranka | 548,941,050 | 97,941,050 | -451,000,000 | -82.16% | 0.00% |
| 2211371: Kharashka Habaynta Darajada Shaqaalaha | 283,500,000 | 283,500,000 | 0 | 0.00% | 0.01% |
| 2211372: Kharashka Waxsoosaarka iyo Tarminta Dhirta | 396,900,000 | 396,900,000 | 0 | 0.00% | 0.02% |
| 2211373: Kharashka Tirakoobka | 1,715,297,850 | 2,128,297,850 | 413,000,000 | 24.08% | 0.08% |
| 2211374: Kharashka Diwaangelinta Ururada | 1,624,500,000 | | -1,624,500,000 | -100.00% | 0.00% |
| 2211375: Kh. Daryeelka Ugaadha Iyo Deegaanka | 283,500,000 | 243,500,000 | -40,000,000 | -14.11% | 0.01% |
| 2211376: Kh. Baadhida Alaabta Iyo Cunada | 412,260,974 | 412,260,974 | 0 | 0.00% | 0.02% |
| 2211377: Kharashka Cilmi Baadhista | 2,401,145,000 | 3,137,145,000 | 736,000,000 | 30.65% | 0.12% |
| 2211378: Kharashka Dib U Eegista Miisaaniyadda & X/Xidhada | | 1,000,000,000 | 1,000,000,000 | 100.00% | 0.04% |
| 2210000: Miisaaniyada loo qoondeeyey Isticmaalka Alaabta iyo Adeega | 466,205,329,814 | 505,204,128,482 | 38,998,798,668 | 8.37% | 19.97% |
| 2220000: Daryeelka & Dayactirka | | | | | |
| 2220101: Daryeelka Gaadiidka Iyo Mishiinada | 17,081,332,193 | 18,125,332,193 | 1,044,000,000 | 6.11% | 0.72% |
| 2220201: Daryeelka Mishiinada Biyaha & Ceelasha | 1,334,278,243 | 1,223,278,243 | -111,000,000 | -8.32% | 0.05% |
| 2220203: Daryeelka Cisbitaalada Iyo MCH-yada | 336,609,000 | 316,609,000 | -20,000,000 | -5.94% | 0.01% |
| 2220204: Daryeelka Xafiisyada | 4,636,785,296 | 6,785,418,937 | 2,148,633,641 | 46.34% | 0.27% |
| 2220205: Daryeelka Guryaha | 283,500,000 | 403,000,000 | 119,500,000 | 42.15% | 0.02% |
| 2220207: Daryelka Masaajidada iyo Dug. Diiniga ah | 280,665,000 | 486,940,000 | 206,275,000 | 73.50% | 0.02% |



| Subhead: Description | 2022 | 2023 | Farqi | % Farqi | % Guud |
|---|------------------------|------------------------|-----------------------|---------------|---------------|
| 2220208: Daryeelka School-Lada Iyo Jaamacadaha | 1,088,640,000 | 1,088,640,000 | 0 | 0.00% | 0.04% |
| 2220000: Miisaniyada loo qoondeeyey Daryeelka & Dayactirka | 25,041,809,732 | 28,429,218,373 | 3,387,408,641 | 13.53% | 1.12% |
| 2210000: Miisaniyada loo qoondeeyey Isticmaalka Alaabta iyo Adeega | 491,247,139,546 | 533,633,346,855 | 42,386,207,309 | 13.53% | 21.09% |
| 2400000: Mashaariicda Dawladda | | | | | |
| 2400201: Mashruuca Ciyaaraha | 5,250,000,000 | 4,830,000,000 | -420,000,000 | -8.00% | 0.19% |
| 2400202: Mashruuca Beer, Wajaale & Oodweyne | 1,000,000,000 | 1,420,000,000 | 420,000,000 | 42.00% | 0.06% |
| 2400204: Mashruuca Taranka Xoolaha ee Wajaale | 2,300,000,000 | 2,116,000,000 | -184,000,000 | -8.00% | 0.08% |
| 2400205: Mashruuca Xoolaha ee Qoolcaday & Aroori | 860,000,000 | 791,200,000 | -68,800,000 | -8.00% | 0.03% |
| 2400206: Mashruuca Tallaalka Xoolaha | 5,200,000,000 | 3,680,000,000 | -1,520,000,000 | -29.23% | 0.15% |
| 2400207: Mashruuca Dhireynta | 120,000,000 | 184,000,000 | 64,000,000 | 53.33% | 0.01% |
| 2400208: Mashruuca Shaqo-qaran ee Dhallinyarada | 24,436,266,016 | 20,744,488,000 | -3,691,778,016 | -15.11% | 0.82% |
| 2400210: Mashruuca Abuur-badinta Beeraha | 304,000,000 | 920,000,000 | 616,000,000 | 202.63% | 0.04% |
| 2400211: Mashruuca Doorashooyinka | 35,000,000,000 | 70,000,000,000 | 35,000,000,000 | 100.00% | 2.77% |
| 2400212: Mashruuca Timirta | 87,000,000 | | -87,000,000 | -100.00% | 0.00% |
| 2400213: Mashruuca Teknoolojiyada Dawladda (e-Government) | 1,000,000,000 | 920,000,000 | -80,000,000 | -8.00% | 0.04% |
| 2400214: Mashruuca Raadinta Furaha Dalku-galka | 500,000,000 | 460,000,000 | -40,000,000 | -8.00% | 0.02% |
| 2400215: Mashruuca Fidinta Beeraha | 1,000,000,000 | 1,840,000,000 | 840,000,000 | 84.00% | 0.07% |
| 2400216: Mashruuca Badbaadada Beeraha | 764,595,000 | 1,623,427,400 | 858,832,400 | 112.33% | 0.06% |
| 2400217: Mashruuca Horumarinta Dawladaha Hoose (JPLG) | 8,399,000,000 | 8,399,000,000 | 0 | 0.00% | 0.33% |
| 2400218: Mashruuca Horumarinta Gobolada Bari | 20,000,000,000 | 18,400,000,000 | -1,600,000,000 | -8.00% | 0.73% |
| 2400219: Sanduuqa Horumarinta Dhallinyarada | 2,000,000,000 | | -2,000,000,000 | -100.00% | 0.00% |
| 2400220: Mashruuca Horumarinta Waddooyinka | 33,000,000,000 | 30,360,000,000 | -2,640,000,000 | -8.00% | 1.20% |
| 2400221: Mashruuca Waxbarashada ee Dayaxa & L/Caanood | 4,680,000,000 | 4,680,000,000 | 0 | 0.00% | 0.18% |
| 2400222: Mashruuca Xoolo-qaybinta | | 3,150,080,000 | 3,150,080,000 | 100.00% | 0.12% |
| 2400224: Mashruuca Seerayaasha Daaqa Xoolaha | 1,344,595,000 | 3,450,000,000 | 2,105,405,000 | 156.58% | 0.14% |
| 2400225: Mashruuca Daryeelka Duur-joogta & Ugaadha | 700,000,000 | 644,000,000 | -56,000,000 | -8.00% | 0.03% |
| 2400226: Mashruuca Caafimaadka ee L/caanood & Ceerigaabo | 3,985,800,000 | 3,985,800,000 | 0 | 0.00% | 0.16% |
| 2400227: Mashruuca Xog-ururinta Beeraha | 500,000,000 | 460,000,000 | -40,000,000 | -8.00% | 0.02% |
| 2400228: Mashruuca Xarumaha ICT-ga | 500,000,000 | 460,000,000 | -40,000,000 | -8.00% | 0.02% |
| 2400229: Mashruuca Sahaminta Shiidaalka & Macdanta | 2,200,000,000 | 2,208,000,000 | 8,000,000 | 0.36% | 0.09% |
| 2400230: Mashruuca Adeega Boosaha | 764,595,000 | 703,427,400 | -61,167,600 | -8.00% | 0.03% |
| 2400232: Mashruuca Daryeelka Dhimirka | 12,000,000,000 | 17,480,000,000 | 5,480,000,000 | 45.67% | 0.69% |



| Subhead: Description | 2022 | 2023 | Farqi | % Farqi | % Guud |
|--|------------------------|------------------------|-----------------------|----------------|--------------|
| 2400233: Mashruuca Horumarinta Kalluumaysiga | 1,000,000,000 | 1,840,000,000 | 840,000,000 | 84.00% | 0.07% |
| 2400236: Mashruuca Qorsheynta Magaalooyinka | 1,890,000,000 | 1,840,000,000 | -50,000,000 | -2.65% | 0.07% |
| 2400238: Sanduuqa Ictiraaf-raadinta Qaranka | 11,945,257,200 | 10,353,546,600 | -1,591,710,600 | -13.33% | 0.41% |
| 2400239: Mashruuca Ilaalinta Khayraadka Badda & Kahortagga Budcad-baddeeda | 1,028,160,000 | 882,659,328 | -145,500,672 | -14.15% | 0.03% |
| 2400240: Mashruuca Biyo-ballaadhinta Magaalooyinka | 14,100,000,000 | 16,180,000,000 | 2,080,000,000 | 14.75% | 0.64% |
| 2400241: Mashruuca Shaqo-abuurka Danyarta | 472,500,000 | 434,700,000 | -37,800,000 | -8.00% | 0.02% |
| 2400242: Mashruuca Xarumaha Waxbarashada Diiniga ah | 756,000,000 | 2,721,520,000 | 1,965,520,000 | 259.99% | 0.11% |
| 2400243: Sanduuqa Ka Hortagga Covid-19 | 21,238,468,382 | | -21,238,468,382 | -100.00% | 0.00% |
| 2400244: Sanduuqa Adeegga & Isku-xidhka Qurbajoogga | 1,795,500,000 | 1,522,584,000 | -272,916,000 | -15.20% | 0.06% |
| 2400245: Mashruuca Horumarinta Dugsiyada Farsamada | | 7,360,000,000 | 7,360,000,000 | 100.00% | 0.29% |
| 2400000: Miisaniyada loo qoondeeyey Mashaariicda Dawladda | 222,121,736,598 | 247,044,432,728 | 24,922,696,130 | 11.22% | 9.76% |
| 2400000: Miisaniyada loo qoondeeyey Mashaariicda Dawladda | 222,121,736,598 | 247,044,432,728 | 24,922,696,130 | 11.22% | 9.76% |
| 2510000: Kababka | | | | | |
| 2510101: Kabka Miisaaniyada | 5,634,776,973 | 2,931,256,174 | -2,703,520,799 | -47.98% | 0.12% |
| 2510102: Kabka Raashinka | 421,659,000 | 421,659,000 | 0 | 0.00% | 0.02% |
| 2510301: Kabka Hay'adda Horumarinta Madaarada | 19,362,957,730 | 19,381,186,707 | 18,228,977 | 0.09% | 0.77% |
| 2510000: Miisaniyada loo qoondeeyey Kababka | 25,419,393,703 | 22,734,101,881 | -2,685,291,822 | -10.56% | 0.90% |
| 2510000: Miisaniyada loo qoondeeyey Kababka | 25,419,393,703 | 22,734,101,881 | -2,685,291,822 | -10.56% | 0.90% |
| 2640000: Deeqaha iyo Wareejimaha | | | | | |
| 2640101: Kaalmada Deeqaha Waxbarashada | 900,000,000 | 900,000,000 | 0 | 0.00% | 0.04% |
| 2640102: Kaalmada Dugsiyada (6 + Dugsigayda kale) | 7,306,000,000 | 7,306,000,000 | 0 | 0.00% | 0.29% |
| 2640103: Kh. Kaalmada Qalin-Jabinta Ardayda Ethiopia | 151,500,000 | 151,500,000 | 0 | 0.00% | 0.01% |
| 2640104: Kaalmooyinka Jaamacadaha & Machadada | 1,825,000,000 | 2,080,000,000 | 255,000,000 | 13.97% | 0.08% |
| 2640105: Kaalmada Dugsiga Farsamada gacanta Berbera | 1,372,000,000 | 1,372,000,000 | 0 | 0.00% | 0.05% |
| 2640107: Kaalmada Jaamacadda Al-Bayaan ee islaamiga ah | 250,000,000 | 250,000,000 | 0 | 0.00% | 0.01% |
| 2640108: Kaalmada Akademiyadda Fanka | 200,000,000 | | -200,000,000 | -100.00% | 0.00% |
| 2640109: Kaalmada Xarunta Barashada dastuurka & wadaniyada | 500,000,000 | 500,000,000 | 0 | 0.00% | 0.02% |
| 2640110: Kaalmada Dugsiyada Baahida Gaarka ah leh | 1,000,000,000 | 1,000,000,000 | 0 | 0.00% | 0.04% |
| 2640111: Kaalmada Machadka Kalkaaliyayaasha | 300,000,000 | 400,000,000 | 100,000,000 | 33.33% | 0.02% |
| 2640113: Kaalmada Iskuulka Beeraha ee Beer | | | 0 | #Num! | 0.00% |
| 2640203: Kharshka Daryeelka Barakacayaasha | 300,000,000 | 300,000,000 | 0 | 0.00% | 0.01% |



| Subhead: Description | 2022 | 2023 | Farqi | % Farqi | % Guud |
|---|-----------------------|-----------------------|----------------------|--------------|--------------|
| 2640204: Kharashka Daryeelka Qaxoontiga | 300,000,000 | 300,000,000 | 0 | 0.00% | 0.01% |
| 2640205: Kharashka Gurmadka Aafooyinka | 4,000,000,000 | 5,000,000,000 | 1,000,000,000 | 25.00% | 0.20% |
| 2640207: Kaalmada Deg-degga ah ee Caafimaadka & Daawada | | 690,000,000 | 690,000,000 | 100.00% | 0.03% |
| 2640401: Kaalmooyina Axsaabta | 6,552,000,000 | 6,552,000,000 | 0 | 0.00% | 0.26% |
| 2640402: Kaalmada Ururka Xisaabiyayaasha | 400,000,000 | 600,000,000 | 200,000,000 | 50.00% | 0.02% |
| 2640403: Kaalmada Lixda Cisbitaal | 3,500,000,000 | 3,500,000,000 | 0 | 0.00% | 0.14% |
| 2640404: Kaalmada Bisha Cas | 100,000,000 | 100,000,000 | 0 | 0.00% | 0.00% |
| 2640405: Kaalmada Ururka Dhakhatiita Xoolaha | 100,000,000 | 100,000,000 | 0 | 0.00% | 0.00% |
| 2640406: Kaalmada Gudiga Wanagfarista & Xuman-reebidda | 1,518,914,214 | 1,518,914,214 | 0 | 0.00% | 0.06% |
| 2640407: Kaalmada Ururka Qareenada | 300,000,000 | 300,000,000 | 0 | 0.00% | 0.01% |
| 2640408: Kaalmada Umulisoooyinka | 300,000,000 | 300,000,000 | 0 | 0.00% | 0.01% |
| 2640409: Kaalmada Ururka Shaybaariistayaasha | 150,000,000 | 150,000,000 | 0 | 0.00% | 0.01% |
| 2640410: Kaalmada Dalladda Saxafiyiinta SOLJA | 500,000,000 | 500,000,000 | 0 | 0.00% | 0.02% |
| 2640411: Kaalmada Ururka H. Saxafiyiinta WIJA | 150,000,000 | 150,000,000 | 0 | 0.00% | 0.01% |
| 2640412: Kaalmada wargeyska Dawan | 2,094,725,600 | 2,094,725,600 | 0 | 0.00% | 0.08% |
| 2640413: Kaalmooyinka Cisbitaaladda Dhimirka | 1,290,000,000 | | -1,290,000,000 | -100.00% | 0.00% |
| 2640414: Kaalmada Ururka Dhakhaatiirta S/Land | 80,000,000 | 150,000,000 | 70,000,000 | 87.50% | 0.01% |
| 2640415: Kaalmooyinka Guud. | 3,227,000,000 | 3,827,000,000 | 600,000,000 | 18.59% | 0.15% |
| 2640416: Kaalmada Kuliyada Ciidamada Dararwayne | 1,500,000,000 | 1,500,000,000 | 0 | 0.00% | 0.06% |
| 2640417: Kaalmada Rugaha Kutubta | 800,000,000 | 800,000,000 | 0 | 0.00% | 0.03% |
| 2640418: Kaalmada Ururka Now | 1,200,000,000 | 1,200,000,000 | 0 | 0.00% | 0.05% |
| 2640419: Kaalmada Ururka H. Saxafiyiinta FIMO | 100,000,000 | 100,000,000 | 0 | 0.00% | 0.00% |
| 2640421: Kaalmada Ururka Shaqaalaha | 100,000,000 | 130,000,000 | 30,000,000 | 30.00% | 0.01% |
| 2640422: Kaalmada Kooxda fanaaniinta Qaranka | 2,229,800,000 | 3,249,800,000 | 1,020,000,000 | 45.74% | 0.13% |
| 2640423: Kaalmada Dallada SONYO | 600,000,000 | 1,000,000,000 | 400,000,000 | 66.67% | 0.04% |
| 2640424: Kaalmada ururka wacyi gelinta & dabargoynta mukhaadaraadka | 700,000,000 | 700,000,000 | 0 | 0.00% | 0.03% |
| 2640425: Kaalmada Jaamacadaha Jaamacatul-Quraan, Al-Najaax & Erigavo Islamic Orphanage Centre | | 1,000,000,000 | 1,000,000,000 | 100.00% | 0.04% |
| 2640426: Kaalmada Machadka Dawladaha Hoose | 425,000,000 | 525,000,000 | 100,000,000 | 23.53% | 0.02% |
| 2640429: Kaalmada Gudiga Ruqsad-bixinta Qareenada | | 150,000,000 | 150,000,000 | 100.00% | 0.01% |
| 2640000: Miisaniyada loo qoondeeyey Deeqaha iyo Wareejimaha | 46,321,939,814 | 50,446,939,814 | 4,125,000,000 | 8.91% | 1.99% |
| 2640000: Miisaniyada loo qoondeeyey Deeqaha iyo Wareejimaha | 46,321,939,814 | 50,446,939,814 | 4,125,000,000 | 8.91% | 1.99% |
| 2720000: Daryeelka Bulshada | | | | | |
| 2720101: Kaalmada Ururada Daryeelka Naafada ee SNDF | 550,000,000 | 550,000,000 | 0 | 0.00% | 0.02% |
| 2720102: Kaalmada Hay,adda Daryeelka Naafada ee DAN | 550,000,000 | 550,000,000 | 0 | 0.00% | 0.02% |



| Subhead: Description | 2022 | 2023 | Farqi | % Farqi | % Guud |
|---|-----------------------|-----------------------|-----------------------|---------------|--------------|
| 2720103: Kaalmada Ururka Naafada ee SDHO | 500,000,000 | 500,000,000 | 0 | 0.00% | 0.02% |
| 2720104: Kaalmada Xarunta Ubad Gar-gaar | 167,000,000 | 167,000,000 | 0 | 0.00% | 0.01% |
| 2720105: Kaalmada Ururka Adams Academy | 300,000,000 | 300,000,000 | 0 | 0.00% | 0.01% |
| 2720106: Kaalmada Xarunta Daryeelka Carruurta | 2,984,000,000 | 3,684,000,000 | 700,000,000 | 23.46% | 0.15% |
| 2720107: Kaalmada Daryeelka Dugsiyada Agoomaha | 400,000,000 | 400,000,000 | 0 | 0.00% | 0.02% |
| 2720108: Kaalmada Daryeelka Agoomaha ee tabantaabo | 200,000,000 | 200,000,000 | 0 | 0.00% | 0.01% |
| 2720109: Kaalmada Daryeelka Dhimirka Snm | 1,600,000,000 | 1,600,000,000 | 0 | 0.00% | 0.06% |
| 2720110: Kharashka Daryeelka Darbijiifka Burco | 300,000,000 | 300,000,000 | 0 | 0.00% | 0.01% |
| 2720111: Kharashka Daryeelka Dadka Nugul | 500,000,000 | 500,000,000 | 0 | 0.00% | 0.02% |
| 2720112: Kharashka Daryeelka & Samo-Falka dadka baahan | 700,000,000 | 700,000,000 | 0 | 0.00% | 0.03% |
| 2720000: Miisaniyada loo qoondeeyey Daryeelka Bulshada | 8,751,000,000 | 9,451,000,000 | 700,000,000 | 8.00% | 0.37% |
| 2720000: Miisaniyada loo qoondeeyey Daryeelka Bulshada | 8,751,000,000 | 9,451,000,000 | 700,000,000 | 8.00% | 0.37% |
| 2840000: Kharashyada kale | | | | | |
| 2840101: Lacag Celinta Sannadihii Hore. | 320,000,000 | 320,000,000 | 0 | 0.00% | 0.01% |
| 2840102: Kharashka Gurmada Ciidanka | 46,526,000,000 | 46,526,000,000 | 0 | 0.00% | 1.84% |
| 2840103: Kharashka Gaar Ah | 11,310,449,082 | 11,810,449,082 | 500,000,000 | 4.42% | 0.47% |
| 2840104: Kharashyadda Yar Yar Ee Xafiisyadda | 4,180,372,378 | 4,668,437,339 | 488,064,961 | 11.68% | 0.18% |
| 2840105: Kharashka Lama filaanka ah | 17,007,794,750 | 12,246,771,040 | -4,761,023,710 | -27.99% | 0.48% |
| 2840106: Kharashka Magaha | 2,835,000,000 | 4,500,000,000 | 1,665,000,000 | 58.73% | 0.18% |
| 2840000: Miisaniyada loo qoondeeyey Kharashyada kale | 82,179,616,210 | 80,071,657,461 | -2,107,958,749 | -2.57% | 3.16% |
| 2840000: Miisaniyada loo qoondeeyey Kharashyada kale | 82,179,616,210 | 80,071,657,461 | -2,107,958,749 | -2.57% | 3.16% |
| 3120000: Hantida Raagta | | | | | |
| 3121001: Dhismayasha Xafiisyada, Dugsiyada iyo cusbitaalada | 25,423,489,305 | 20,433,121,121 | -4,990,368,184 | -19.63% | 0.81% |
| 3121004: Dhismayaasha Rugaha booliska & Jeelasha | 1,301,000,000 | 1,220,047,500 | -80,952,500 | -6.22% | 0.05% |
| 3121006: Dhismaha Wadooyinka Iyo Buundooyinka | 8,400,000,000 | 5,000,000,000 | -3,400,000,000 | -40.48% | 0.20% |
| 3121008: Dhismayaasha Ceelasha Iyo harooyinka | 25,264,595,000 | 31,500,000,000 | 6,235,405,000 | 24.68% | 1.24% |
| 3121011: Dhismaha Marshabiyeediga, garoomada & istaanada | | 3,900,000,000 | 3,900,000,000 | 100.00% | 0.15% |
| 3121012: Dhismayaasha Kale | 15,381,862,500 | 17,218,918,000 | 1,837,055,500 | 11.94% | 0.68% |
| 3121013: Horumarinta Kaabayaasha Dhaqaalaha ee Hargeysa | 8,500,000,000 | | -8,500,000,000 | -100.00% | 0.00% |
| 3122001: Iibsiga Gaadiidka & Mishiinada | 16,366,441,800 | 16,319,950,000 | -46,491,800 | -0.28% | 0.64% |
| 3122005: Alaabta & Agabka kale | 3,934,998,000 | 6,140,564,500 | 2,205,566,500 | 56.05% | 0.24% |
| 3122007: Wiishashka | | 5,255,000,000 | 5,255,000,000 | 100.00% | 0.21% |
| 3122008: Laashashka, Doonyaha & Maraakiibta | 2,824,595,000 | | -2,824,595,000 | -100.00% | 0.00% |



| Subhead: Description | 2022 | 2023 | Farqi | % Farqi | % Guud |
|--|--------------------------|--------------------------|------------------------|----------------|--------------|
| 3122010: Iibsiga Qalabka Nalka Iyo Biyaha | | | 0 | #Num! | 0.00% |
| 3122011: Iibsiga Qalabka Caafimaadka | 2,400,000,000 | 2,400,000,000 | 0 | 0.00% | 0.09% |
| 3122012: Iibsiga Qalabka Warfaafinta | 974,021,480 | 1,000,000,000 | 25,978,520 | 2.67% | 0.04% |
| 3122013: Iibsiga Mishiinada Shaybaadhada | 7,000,000,000 | | -7,000,000,000 | -100.00% | 0.00% |
| 3122014: Iibsiga Saanada Ciidanka | 28,460,000,000 | 7,399,200,000 | -21,060,800,000 | -74.00% | 0.29% |
| 3122015: Iibsiga Qalabka Waxbarashada | 200,000,000 | 200,000,000 | 0 | 0.00% | 0.01% |
| 3122017: Iibsiga Qalabka Boosaha & isgaadhsiinta | 670,000,000 | 670,000,000 | 0 | 0.00% | 0.03% |
| 3122018: Iibsiga Qalabka Passport | 598,400,000 | 598,400,000 | 0 | 0.00% | 0.02% |
| 3122019: Iibsiga Hantida kale | 10,092,478,520 | 2,636,500,000 | -7,455,978,520 | -73.88% | 0.10% |
| 3120000: Miisaniyada loo qoondeeyey Hantida Raagta | 157,791,881,605 | 121,891,701,121 | -35,900,180,484 | -22.75% | 4.82% |
| 3120000: Miisaniyada loo qoondeeyey Hantida Raagta | 157,791,881,605 | 121,891,701,121 | -35,900,180,484 | -22.75% | 4.82% |
| 3210000: Saamiga Maalgashiga ee Dawladda | | | | | |
| 3218003: Saamiga Fibber-ka eeDawladda | 7,000,000,000 | 1,275,000,000 | -5,725,000,000 | -81.79% | 0.05% |
| 3210000: Miisaniyada loo qoondeeyey Saamiga Maalgashiga ee Dawladda | 7,000,000,000 | 1,275,000,000 | -5,725,000,000 | -81.79% | 0.05% |
| 3210000: Miisaniyada loo qoondeeyey Saamiga Maalgashiga ee Dawladda | 7,000,000,000 | 1,275,000,000 | -5,725,000,000 | -81.79% | 0.05% |
| 5210000: Dibu Bixinta Daymaha | | | | | |
| 5210502: Daymaha Shirkadaha, Baananka & Shakhsiyaadka | 91,754,960,317 | 50,925,000,000 | -40,829,960,317 | -44.50% | 2.01% |
| 5210503: Biilasha Taagan | 1,650,000,000 | 2,590,992,300 | 940,992,300 | 57.03% | 0.10% |
| 5210000: Miisaniyada loo qoondeeyey Dibu Bixinta Daymaha | 93,404,960,317 | 53,515,992,300 | -39,888,968,017 | -42.71% | 2.11% |
| 5210000: Miisaniyada loo qoondeeyey Dibu Bixinta Daymaha | 93,404,960,317 | 53,515,992,300 | -39,888,968,017 | -42.71% | 2.11% |
| 6530000: Kaydka Qaranka | | | | | |
| 6530101: Kaydka Qaranka | 39,401,817,905 | 15,000,000,000 | -24,401,817,905 | -61.93% | 0.59% |
| 6530000: Miisaniyada loo qoondeeyey Kaydka Qaranka | 39,401,817,905 | 15,000,000,000 | -24,401,817,905 | -61.93% | 0.59% |
| 6530000: Miisaniyada loo qoondeeyey Kaydka Qaranka | 39,401,817,905 | 15,000,000,000 | -24,401,817,905 | -61.93% | 0.59% |
| Grand total | 2,497,612,595,220 | 2,530,336,471,861 | 32,723,876,641 | 1.31% | 100% |



Soo koobidda Mashaariicda Deeqaha Dibedda ee 2023 (Multi-lateral Fund)

| Subhead: Description | 2022 | 2023 | Farqi | % Farqi | % Guud |
|--|-----------------------|-----------------------|--------------------------------------|-----------------|---------------|
| Implementation Agent: | | | | | |
| Miisaaniyada loo qoondeeyey | 0 | 0 | | | |
| Biyoole: Biyoole Project | | | Implementation Agent: 1050100 | | |
| 1: Support Development of Multiple Use Water Sources | | 1,467,900,000 | 1,467,900,000 | 100.00% | 0.80% |
| 2: Institutional and Capacity Development | | 70,000,000 | 70,000,000 | 100.00% | 0.04% |
| 3: Supporting Sustainable Land Management and Livelihoods Development Aroun | | 2,219,000,000 | 2,219,000,000 | 100.00% | 1.21% |
| 4: Project Management, M&E, Knowledge Management & Learning | | 4,518,360,000 | 4,518,360,000 | 100.00% | 2.46% |
| All Components | | 567,000,000 | 567,000,000 | 100.00% | 0.31% |
| Miisaaniyada loo qoondeeyey Biyoole | 0 | 8,842,260,000 | 8,842,260,000 | #Div/0! | 4.82% |
| CSSP: Somaliland Civil Service Strengthening Project | | | Implementation Agent: 1070800 | | |
| 1: Strengthening Policies, Procedure and Systems for Civil Services Management | 4,646,110,000 | | -4,646,110,000 | -100.00% | 0.00% |
| 2: Strengthening Core Capacity of Targeted Ministries | 2,372,153,000 | | -2,372,153,000 | -100.00% | 0.00% |
| 3: Strengthening Policy Management Capabilities at the Center of Government | 1,865,500,000 | | -1,865,500,000 | -100.00% | 0.00% |
| 4: Project Management and Support in Delivery | 301,981,260 | | -301,981,260 | -100.00% | 0.00% |
| Miisaaniyada loo qoondeeyey CSSP | 9,185,744,260 | 0 | -9,185,744,260 | -100.00% | 0.00% |
| CSSP2: Civil Service Strengthening Project | | | Implementation Agent: 1070800 | | |
| 1: Strengthening Policies, Procedure and Systems for Civil Services Management | 7,302,470,000 | 4,335,380,000 | -2,967,090,000 | -40.63% | 2.36% |
| 2: Strengthening Core Capacity of Targeted Ministries | 3,279,080,000 | 3,231,130,000 | -47,950,000 | -1.46% | 1.76% |
| 3: Rollout of the public service pension system | 4,562,586,000 | 7,271,460,000 | 2,708,874,000 | 59.37% | 3.96% |
| 4: Project Management and Support in Delivery | 4,686,724,000 | 5,659,724,000 | 973,000,000 | 20.76% | 3.09% |
| All Components | 396,617,200 | 354,620,000 | -41,997,200 | -10.59% | 0.19% |
| Miisaaniyada loo qoondeeyey CSSP2 | 20,227,477,200 | 20,852,314,000 | 624,836,800 | 3.09% | 11.37% |
| GIZ: Resilience Disaster Risk Management and Food Security (RDRM) | | | Implementation Agent: 1120300 | | |
| 1: Risk management and Food Security | 27,132,000,000 | 16,800,000,000 | -10,332,000,000 | -38.08% | 9.16% |
| Miisaaniyada loo qoondeeyey GIZ | 27,132,000,000 | 16,800,000,000 | -10,332,000,000 | -38.08% | 9.16% |
| ILED: ILED PROJECT | | | Implementation Agent: 1120300 | | |
| Infrastructure & Socio-economic Development (ISED) | 11,855,067,840 | 5,455,877,000 | -6,399,190,840 | -53.98% | 2.97% |
| Local & Economic Development | 23,859,660,160 | 16,305,114,000 | -7,554,546,160 | -31.66% | 8.89% |



| Subhead: Description | 2022 | 2023 | Farqi | % Farqi | % Guud |
|--|-----------------------|-----------------------|--------------------------------------|-----------------|---------------|
| Miisaaniyadda loo qoondeeyey ILED | 35,714,728,000 | 21,760,991,000 | -13,953,737,000 | -39.07% | 11.86% |
| JPLG: Joint Program for Local Government | | | Implementation Agent: 1071600 | | |
| 1: Raod & briges building | 12,294,711,800 | 11,167,761,223 | -1,126,950,577 | -9.17% | 6.09% |
| 2: Ped strain, play ground & bus station | 1,350,405,000 | 1,225,989,140 | -124,415,860 | -9.21% | 0.67% |
| 3: School, Health Center & Office Building | 5,254,272,520 | 4,772,658,500 | -481,614,020 | -9.17% | 2.60% |
| 4: JPLG Operation cost | 994,672,000 | 903,499,007 | -91,172,993 | -9.17% | 0.49% |
| Miisaaniyadda loo qoondeeyey JPLG | 19,894,061,320 | 18,069,907,869 | -1,824,153,451 | -9.17% | 9.85% |
| PFM-DRM: Public Financial Management - Domestic Revenue Mobilisation | | | Implementation Agent: 1050200 | | |
| 1: Domestic Revenue Mobilization | | | 0 | #Num! | 0.00% |
| 2: Integrity Pillar | 2,494,786,000 | | -2,494,786,000 | -100.00% | 0.00% |
| 2: PFM PROFESSIONALISM | 1,066,226,000 | | -1,066,226,000 | -100.00% | 0.00% |
| 2: Treasury Management, Budget Execution, Procurement, Accounting and Financ | 8,882,195,000 | | -8,882,195,000 | -100.00% | 0.00% |
| 3: REFORM Oversight Comm. Technical Steering Comm. PFM Reform Coordinatio | 1,188,600,000 | | -1,188,600,000 | -100.00% | 0.00% |
| Miisaaniyadda loo qoondeeyey PFM-DRM | 13,631,807,000 | 0 | -13,631,807,000 | -100.00% | 0.00% |
| SDF: Somaliland Development Fund | | | Implementation Agent: 1110300 | | |
| 005-211: Maydh Jet building | 8,934,129,260 | | -8,934,129,260 | -100.00% | 0.00% |
| 006-441: Borama Water Extension | 8,092,785,750 | | -8,092,785,750 | -100.00% | 0.00% |
| 007-181: Berbera/Burao Road Rehabilitation | 31,051,149,640 | 32,417,805,000 | 1,366,655,360 | 4.40% | 17.67% |
| 008-441: Hargeisa Water Extension | 19,593,584,640 | 15,336,167,000 | -4,257,417,640 | -21.73% | 8.36% |
| 009-191: Sustainable Land Management | 11,019,257,690 | 10,047,282,000 | -971,975,690 | -8.82% | 5.48% |
| 010-201: Health & Livestock Production Development | 13,858,586,000 | 10,459,330,000 | -3,399,256,000 | -24.53% | 5.70% |
| 011-201: Fishier Development | 4,304,580,000 | 5,991,573,000 | 1,686,993,000 | 39.19% | 3.27% |
| 012-441 Water Resources Development | | | 0 | #Num! | 0.00% |
| 012-441: Ministry of Water | | 2,894,353,000 | 2,894,353,000 | 100.00% | 1.58% |
| Miisaaniyadda loo qoondeeyey SDF | 96,854,072,980 | 77,146,510,000 | -19,707,562,980 | -20.35% | 42.06% |
| SEAP: Somaliland Electricity Access Project | | | Implementation Agent: 1080100 | | |
| 1: Electrification of Households and Small Business through standalone solar Ho | 4,223,800,000 | | -4,223,800,000 | -100.00% | 0.00% |
| 1: Draft Re-Budgeting plan for Jan-June 2023 | | 326,757,760 | 326,757,760 | 100.00% | 0.18% |
| 2: Analytic work for enabling Electrification Through Solar Powering / Hybrid Min | 1,285,205,950 | | -1,285,205,950 | -100.00% | 0.00% |
| 2: Developing of design concept for Hargeisa city electrical network, Grid code de | | 954,061,230 | 954,061,230 | 100.00% | 0.52% |
| 3: Technical Assistance, Capacity Building and Project Management | 3,335,724,000 | 459,340,000 | -2,876,384,000 | -86.23% | 0.25% |
| 3: Technical Assistance, Capacity Building and Project Management | | | 0 | #Num! | 0.00% |
| 4: Technical Assistance, Capacity Building and Project Management | | | 0 | #Num! | 0.00% |



| Subhead: Description | 2022 | 2023 | Farqi | % Farqi | % Guud |
|---|------------------------|------------------------|--------------------------------------|----------------|----------------|
| 5: Technical Assistance, Capacity Building and Project Management | | | 0 | #Num! | 0.00% |
| Miisaaniyada loo qoondeeyey SEAP | 8,844,729,950 | 1,740,158,990 | -7,104,570,960 | -80.33% | 0.95% |
| UN Habitat: Berbera Urban Development | | | Implementation Agent: 1071600 | | |
| | | 18,200,000,000 | 18,200,000,000 | 100.00% | 9.92% |
| Miisaaniyada loo qoondeeyey UN Habitat | 0 | 18,200,000,000 | 18,200,000,000 | #Div/0! | 9.92% |
| Grand total | 231,484,620,710 | 183,412,141,859 | -48,072,478,851 | -20.77% | 100.00% |



Faahfaahinta Mashaariicda Deeqaha Dibedda ee 2023 (Multi-lateral Fund)

| Subhead: Description | 2022 | 2023 | Farqi | % Farqi | % Guud |
|--|---------------|----------------------|----------------------|----------------|--------------|
| Implementation Agent: | | | | | |
| Sub total | 0 | 0 | | | |
| Implementation Agent: 1050100 | 0 | 0 | | | |
| 1: Support Development of Multiple Use Water Sources | | | | | |
| 2210301: Domestic Travel Expenses and Allowances | 559,300,000 | 559,300,000 | 559,300,000 | 100.00% | 0.30% |
| 2210601: Vehicle Rent Expenses | 182,000,000 | 182,000,000 | 182,000,000 | 100.00% | 0.10% |
| 2211413: Professional Consultancy Services | 726,600,000 | 726,600,000 | 726,600,000 | 100.00% | 0.40% |
| Sub total 1: Support Development of Multiple Use Water Sources | 0 | 1,467,900,000 | 1,467,900,000 | #Div/0! | 0.80% |
| 2: Institutional and Capacity Development | | | | | |
| 2210301: Domestic Travel Expenses and Allowances | 70,000,000 | 70,000,000 | 70,000,000 | 100.00% | 0.04% |
| Sub total 2: Institutional and Capacity Development | 0 | 70,000,000 | 70,000,000 | #Div/0! | 0.04% |
| 3: Supporting Sustainable Land Management and Livelihoods Development Around Water Points | | | | | |
| 2210301: Domestic Travel Expenses and Allowances | 105,000,000 | 105,000,000 | 105,000,000 | 100.00% | 0.06% |
| 2211413: Professional Consultancy Services | 210,000,000 | 210,000,000 | 210,000,000 | 100.00% | 0.11% |
| 3122006: Purchase of Bulldozers and Graders | 1,694,000,000 | 1,694,000,000 | 1,694,000,000 | 100.00% | 0.92% |
| 3122013: Purchase of Laboratory Equipment | 105,000,000 | 105,000,000 | 105,000,000 | 100.00% | 0.06% |
| 3122019: Purchase of Other Machinery | 105,000,000 | 105,000,000 | 105,000,000 | 100.00% | 0.06% |
| Sub total 3: Supporting Sustainable Land Management and Livelihoods Devel | 0 | 2,219,000,000 | 2,219,000,000 | #Div/0! | 1.21% |
| 4: Project Management, M&E, Knowledge Management & Learning | | | | | |
| 2110201: Wages for Temporary Workers | 623,000,000 | 623,000,000 | 623,000,000 | 100.00% | 0.34% |
| 2110301: Responsibility Allowance | 420,000,000 | 420,000,000 | 420,000,000 | 100.00% | 0.23% |
| 2210201: Telephone, Facsimile, Mobil Phone & Postal Servic | 49,000,000 | 49,000,000 | 49,000,000 | 100.00% | 0.03% |
| 2210301: Domestic Travel Expenses and Allowances | 84,000,000 | 84,000,000 | 84,000,000 | 100.00% | 0.05% |
| 2210701: Training and Employee Examination | 350,000,000 | 350,000,000 | 350,000,000 | 100.00% | 0.19% |
| 2210801: Hospitality and Launching Expenses | 70,000,000 | 70,000,000 | 70,000,000 | 100.00% | 0.04% |
| 2211201: Fuel, Petrol and Oil Expenses | 154,000,000 | 154,000,000 | 154,000,000 | 100.00% | 0.08% |



| Subhead: Description | 2022 | 2023 | Fargi | % Fargi | % Guud |
|---|----------------------|----------------------|-----------------------|-----------------|--------------------------------------|
| 2211301: Domestic Travel Expenses and Allowances | | 9,800,000 | 9,800,000 | 100.00% | 0.01% |
| 2211413: Professional Consultancy Services | | 210,000,000 | 210,000,000 | 100.00% | 0.11% |
| 2211414: Project Operation Expenses | | 140,000,000 | 140,000,000 | 100.00% | 0.08% |
| 2220201: Spare Parts | | 28,560,000 | 28,560,000 | 100.00% | 0.02% |
| 3122001: Purchase of Vehicles | | 2,380,000,000 | 2,380,000,000 | 100.00% | 1.30% |
| Sub total 4: Project Management, M&E, Knowledge Management & Learning | 0 | 4,518,360,000 | 4,518,360,000 | #Div/0! | 2.46% |
| All Components | | | | | |
| 2840105: Unexpected Expenses | | 567,000,000 | 567,000,000 | 100.00% | 0.31% |
| Sub total All Components | 0 | 567,000,000 | 567,000,000 | #Div/0! | 0.31% |
| Miisaaniyada loo qoondeeyey Biyoole | 0 | 8,842,260,000 | 8,842,260,000 | #Div/0! | 4.82% |
| CSSP: Somaliland Civil Service Strengthening Project | | | | | Implementation Agent: 1070800 |
| 1: Strengthening Policies, Procedure and Systems for Civil Services Management | | | | | |
| 2210301: Domestic Travel Cost | | | 0 | #Num! | 0.00% |
| 2210401: International Travel Costs | | | 0 | #Num! | 0.00% |
| 2210714: Training and Employee Examination | | | 0 | #Num! | 0.00% |
| 2211413: Professional Consultancy Services | 4,646,110,000 | | -4,646,110,000 | -100.00% | 0.00% |
| 2211414: Project Operation Expenses | | | 0 | #Num! | 0.00% |
| Sub total 1: Strengthening Policies, Procedure and Systems for Civil Services | 4,646,110,000 | 0 | -4,646,110,000 | -100.00% | 0.00% |
| 2: Strengthening Core Capacity of Targeted Ministries | | | | | |
| 2110201: Other Temporary Employee Salary | | | 0 | #Num! | 0.00% |
| 2210714: Training and Employee Examination | | | 0 | #Num! | 0.00% |
| 2211413: Professional Consultancy Services | 2,372,153,000 | | -2,372,153,000 | -100.00% | 0.00% |
| 2211414: Project Operation Expenses | | | 0 | #Num! | 0.00% |
| 3111001: Purchase of Furniture and Fixture | | | 0 | #Num! | 0.00% |
| 3111002: Purchase of Equipment | | | 0 | #Num! | 0.00% |
| Sub total 2: Strengthening Core Capacity of Targeted Ministries | 2,372,153,000 | 0 | -2,372,153,000 | -100.00% | 0.00% |
| 3: Strengthening Policy Management Capabilities at the Center of Government | | | | | |
| 2211413: Professional Consultancy Services | 1,834,000,000 | | -1,834,000,000 | -100.00% | 0.00% |
| 2211414: Project Operation Expenses | 31,500,000 | | -31,500,000 | -100.00% | 0.00% |
| Sub total 3: Strengthening Policy Management Capabilities at the Center of | 1,865,500,000 | 0 | -1,865,500,000 | -100.00% | 0.00% |
| 4: Project Management and Support in Delivery | | | | | |
| 2110102: Other contracted Employees Salary | | | 0 | #Num! | 0.00% |
| 2110201: Other Temporary Employee Salary | | | 0 | #Num! | 0.00% |



| Subhead: Description | 2022 | 2023 | Farqi | % Farqi | % Guud |
|---|----------------------|---------------|--------------------------------------|-----------------|--------------|
| 2210101: Electricity | | | 0 | #Num! | 0.00% |
| 2210201: Telephone, Facsimile, Mobil Phone & Postal Serv | | | 0 | #Num! | 0.00% |
| 2210301: Domestic Travel Cost | | | 0 | #Num! | 0.00% |
| 2210401: International Travel Costs | | | 0 | #Num! | 0.00% |
| 2210503: Subscriptions to newspapers, Magazines & period | | | 0 | #Num! | 0.00% |
| 2210504: Advertising, Awareness and Publicity Campaigns | | | 0 | #Num! | 0.00% |
| 2210512: Office Material Printing | | | 0 | #Num! | 0.00% |
| 2210714: Training and Employee Examination | | | 0 | #Num! | 0.00% |
| 2211101: Office Stationary | | | 0 | #Num! | 0.00% |
| 2211201: Petrol, Diesel and oil expenses | | | 0 | #Num! | 0.00% |
| 2211301: Bank Service Commission and Charges | | | 0 | #Num! | 0.00% |
| 2211351: Data Base & IT Development Expenses | | | 0 | #Num! | 0.00% |
| 2211387: Minor Office Expenses (Petty Cash Claims) | | | 0 | #Num! | 0.00% |
| 2211396: Un expected expenses | 211,681,260 | | -211,681,260 | -100.00% | 0.00% |
| 2211409: Audit Inspection Expenses | 20,300,000 | | -20,300,000 | -100.00% | 0.00% |
| 2211413: Professional Consultancy Services | 70,000,000 | | -70,000,000 | -100.00% | 0.00% |
| 2211414: Project Operation Expenses | | | 0 | #Num! | 0.00% |
| 2220101: Routine Maintenance of Vehicles & Engines | | | 0 | #Num! | 0.00% |
| 2220204: Maintenance of Offices | | | 0 | #Num! | 0.00% |
| 2220205: Maintenance of staff Accommodation | | | 0 | #Num! | 0.00% |
| 3111001: Purchase of Furniture and Fixture | | | 0 | #Num! | 0.00% |
| 3111002: Purchase of Equipment | | | 0 | #Num! | 0.00% |
| 3111010: Lighting and Water Materials | | | 0 | #Num! | 0.00% |
| Sub total 4: Project Management and Support in Delivery | 301,981,260 | 0 | -301,981,260 | -100.00% | 0.00% |
| Miisaaniyada Ilo qoondayey CSSP | 9,185,744,260 | 0 | -9,185,744,260 | -100.00% | 0.00% |
| CSSP2: Civil Service Strengthening Project | | | Implementation Agent: 1070800 | | |
| 1: Strengthening Policies, Procedure and Systems for Civil Services Management | | | | | |
| 2210701: Training and Employee Examination | | 514,948,000 | 514,948,000 | 100.00% | 0.28% |
| 2210714: Training and Employee Examination | 327,222,000 | | -327,222,000 | -100.00% | 0.00% |
| 2211413: Professional Consultancy Services | 4,592,770,000 | 3,290,000,000 | -1,302,770,000 | -28.37% | 1.79% |
| 2211414: Project Operation Expenses | 145,432,000 | 530,432,000 | 385,000,000 | 264.73% | 0.29% |
| 3111001: Purchase of Furniture and Fixture | 52,500,000 | | -52,500,000 | -100.00% | 0.00% |
| 3111002: Purchase of Equipment | 2,184,546,000 | | -2,184,546,000 | -100.00% | 0.00% |



| Subhead: Description | 2022 | 2023 | Farqi | % Farqi | % Guud |
|--|----------------------|----------------------|-----------------------|--------------|--------------|
| Sub total 1: Strengthening Policies, Procedure and Systems for Civil Services | 7,302,470,000 | 4,335,380,000 | -2,967,090,000 | 3.09% | 2.36% |
| 2: Strengthening Core Capacity of Targeted Ministries | | | | | |
| 2210701: Training and Employee Examination | 218,148,000 | 315,000,000 | 315,000,000 | 100.00% | 0.17% |
| 2210714: Training and Employee Examination | 1,441,972,000 | 1,364,300,000 | -77,672,000 | -5.39% | 0.74% |
| 2211413: Professional Consultancy Services | 312,130,000 | 245,000,000 | -67,130,000 | -21.51% | 0.13% |
| 2211414: Project Operation Expenses | 530,936,000 | 530,936,000 | 530,936,000 | 100.00% | 0.00% |
| 3111001: Purchase of Furniture and Fixture | 775,894,000 | 775,894,000 | 775,894,000 | 100.00% | 0.00% |
| 3111002: Purchase of Equipment | | | | | |
| 3122005: Other Office Equipments and Furnitures | 1,306,830,000 | 1,306,830,000 | 1,306,830,000 | 100.00% | 0.71% |
| Sub total 2: Strengthening Core Capacity of Targeted Ministries | 3,279,080,000 | 3,231,130,000 | -47,950,000 | 3.09% | 1.76% |
| 3: Rollout of the public service pension system | | | | | |
| 2210701: Training and Employee Examination | 65,856,000 | 65,856,000 | 65,856,000 | 100.00% | 0.04% |
| 2210714: Training and Employee Examination | 3,480,078,000 | 6,188,952,000 | 2,708,874,000 | 77.84% | 3.37% |
| 2211413: Professional Consultancy Services | 537,138,000 | 537,138,000 | 0 | 0.00% | 0.29% |
| 2211414: Project Operation Expenses | 257,936,000 | 257,936,000 | 257,936,000 | 100.00% | 0.00% |
| 3110701: Purchase of Vehicle & Equipment | 87,500,000 | 87,500,000 | 87,500,000 | 100.00% | 0.00% |
| 3111001: Purchase of Furniture and Fixture | 134,078,000 | 134,078,000 | 134,078,000 | 100.00% | 0.00% |
| 3111002: Purchase of Equipment | | | | | |
| 3122001: Vehicles and Machinery | 257,936,000 | 257,936,000 | 257,936,000 | 100.00% | 0.14% |
| 3122005: Other Office Equipments and Furnitures | 221,578,000 | 221,578,000 | 221,578,000 | 100.00% | 0.12% |
| Sub total 3: Rollout of the public service pension system | 4,562,586,000 | 7,271,460,000 | 2,708,874,000 | 3.09% | 3.96% |
| 4: Project Management and Support in Delivery | | | | | |
| 2110201: Wages for Temporary Workers | 3,303,776,000 | 3,303,776,000 | 3,303,776,000 | 100.00% | 1.80% |
| 2110201: Other Temporary Employee Salary | 126,000,000 | 168,000,000 | 42,000,000 | 33.33% | 0.09% |
| 2210201: Telephone, Facsimile, Mobil Phone & Postal Serv | 105,000,000 | 105,000,000 | 105,000,000 | 100.00% | 0.06% |
| 2210301: Domestic Travel Expenses and Allowances | 455,000,000 | 455,000,000 | 455,000,000 | 100.00% | 0.25% |
| 2210401: Foreign Travel Expenses and Allowances | 77,000,000 | 77,000,000 | 77,000,000 | 100.00% | 0.04% |
| 2210503: Printing of Media Magazines | 100,492,000 | 100,492,000 | 100,492,000 | 100.00% | 0.00% |
| 2210504: Advertising, Awareness and Puplicity Campaigns | 35,000,000 | 35,000,000 | 35,000,000 | 100.00% | 0.02% |
| 2210509: Printing of Other Office Documents | 17,500,000 | 17,500,000 | 17,500,000 | 100.00% | 0.00% |
| 2210512: Office Material Printing | 232,358,000 | 232,358,000 | 232,358,000 | 100.00% | 0.13% |
| 2210701: Training and Employee Examination | 120,358,000 | 120,358,000 | 120,358,000 | 100.00% | 0.00% |
| 2210714: Training and Employee Examination | | | | | |



| Subhead: Description | 2022 | 2023 | Farqi | % Farqi | % Guud |
|--|-----------------------|-----------------------|------------------------|----------------|--------------------------------------|
| 2211101: Office Stationary | 87,122,000 | | -87,122,000 | -100.00% | 0.00% |
| 2211101: Stationery | | 52,122,000 | 52,122,000 | 100.00% | 0.03% |
| 2211201: Fuel, Petrol and Oils | | 87,500,000 | 87,500,000 | 100.00% | 0.05% |
| 2211201: Petrol, Diesel and oil expenses | 46,900,000 | | -46,900,000 | -100.00% | 0.00% |
| 2211301: Domestic Travel Expenses and Allowances | | 42,000,000 | 42,000,000 | 100.00% | 0.02% |
| 2211367: Audit Fees | | 111,300,000 | 111,300,000 | 100.00% | 0.06% |
| 2211387: Minor Office Expenses (Petty Cash Claims) | 26,880,000 | | -26,880,000 | -100.00% | 0.00% |
| 2211409: Audit Inspection Expenses | 111,300,000 | | -111,300,000 | -100.00% | 0.00% |
| 2211413: Professional Consultancy Services | 303,212,000 | 432,278,000 | 129,066,000 | 42.57% | 0.24% |
| 2211414: Project Operation Expenses | 401,184,000 | 458,990,000 | 57,806,000 | 14.41% | 0.25% |
| 2220101: Spare Parts | | 38,500,000 | 38,500,000 | 100.00% | 0.02% |
| 2220101: Routine Maintenance of Vehicles & Engines | 24,500,000 | | -24,500,000 | -100.00% | 0.00% |
| 2220204: Maintenance of Offices | 17,500,000 | | -17,500,000 | -100.00% | 0.00% |
| 2220204: Office Maintenance | | 31,500,000 | 31,500,000 | 100.00% | 0.02% |
| 2840104: Petty Cash | | 29,400,000 | 29,400,000 | 100.00% | 0.02% |
| Sub total 4: Project Management and Support in Delivery | 4,686,724,000 | 5,659,724,000 | 973,000,000 | 3.09% | 3.09% |
| All Components | | | | | |
| 2211396: Un expected expenses | 396,617,200 | | -396,617,200 | -100.00% | 0.00% |
| 2840105: Unexpected Expenses/ Contingency | | 354,620,000 | 354,620,000 | 100.00% | 0.19% |
| Sub total All Components | 396,617,200 | 354,620,000 | -41,997,200 | 3.09% | 0.19% |
| Miisaaniyada loo qoondeeyey CSSP2 | 20,227,477,200 | 20,852,314,000 | 624,836,800 | 3.09% | 11.37% |
| GIZ: Resilience Disaster Risk Management and Food Security (RDRM) | | | | | Implementation Agent: 1120300 |
| 1: Risk management and Food Security | | | | | |
| 2211414: Various MDAs | 27,132,000,000 | 16,800,000,000 | -10,332,000,000 | -38.08% | 9.16% |
| Sub total 1: Risk management and Food Security | 27,132,000,000 | 16,800,000,000 | -10,332,000,000 | -38.08% | 9.16% |
| Miisaaniyada loo qoondeeyey GIZ | 27,132,000,000 | 16,800,000,000 | -10,332,000,000 | -38.08% | 9.16% |
| ILED: ILED PROJECT | | | | | Implementation Agent: 1120300 |
| Infrastructure & Socio-economic Development (ISED) | | | | | |
| 2211414: Infrastructure & Socio-economic Development (IS | 11,855,067,840 | 5,455,877,000 | -6,399,190,840 | -53.98% | 2.97% |
| Sub total Infrastructure & Socio-economic Development (ISED) | 11,855,067,840 | 5,455,877,000 | -6,399,190,840 | -39.07% | 2.97% |
| Local & Economic Development | | | | | |
| 2211414: Vulnerable Population Protection | 23,859,660,160 | 16,305,114,000 | -7,554,546,160 | -31.66% | 8.89% |
| Sub total Local & Economic Development | 23,859,660,160 | 16,305,114,000 | -7,554,546,160 | -39.07% | 8.89% |



| Subhead: Description | 2022 | 2023 | Farqi | % Farqi | % Guud |
|--|-----------------------|-----------------------|--------------------------------------|-----------------|---------------|
| Miisaaniyadda loo qoondeeyey ILED | 35,714,728,000 | 21,760,991,000 | -13,953,737,000 | -39.07% | 11.86% |
| JPLG: Joint Program for Local Government | | | Implementation Agent: 1071600 | | |
| 1: Raod & bridges building | | | | | |
| 3110401: Capital Expenditure | 12,294,711,800 | 11,167,761,223 | -1,126,950,577 | -9.17% | 6.09% |
| Sub total 1: Raod & bridges building | 12,294,711,800 | 11,167,761,223 | -1,126,950,577 | -9.17% | 6.09% |
| 2: Ped strain, play ground & bus station | | | | | |
| 3110402: Capital Expenditure | 1,350,405,000 | 1,225,989,140 | -124,415,860 | -9.21% | 0.67% |
| Sub total 2: Ped strain, play ground & bus station | 1,350,405,000 | 1,225,989,140 | -124,415,860 | -9.17% | 0.67% |
| 3: School, Health Center & Office Building | | | | | |
| 3110202: Capital Expenditure | 5,254,272,520 | 4,772,658,500 | -481,614,020 | -9.17% | 2.60% |
| Sub total 3: School, Health Center & Office Building | 5,254,272,520 | 4,772,658,500 | -481,614,020 | -9.17% | 2.60% |
| 4: JPLG Operation cost | | | | | |
| 2211414: Operation | 994,672,000 | 903,499,007 | -91,172,993 | -9.17% | 0.49% |
| Sub total 4: JPLG Operation cost | 994,672,000 | 903,499,007 | -91,172,993 | -9.17% | 0.49% |
| Miisaaniyadda loo qoondeeyey JPLG | 19,894,061,320 | 18,069,907,869 | -1,824,153,451 | -9.17% | 9.85% |
| PFM-DRM: Public Financial Management - Domestic Revenue Mobilisation | | | Implementation Agent: 1050200 | | |
| 1: Domestic Revenue Mobilization | | | | | |
| 2211413: E- Payment system for inland Revenue | | | 0 | #Num! | 0.00% |
| 2211413: Needs Assessment for use of Automation System | | | 0 | #Num! | 0.00% |
| Sub total 1: Domestic Revenue Mobilization | 0 | 0 | 0 | -100.00% | 0.00% |
| 2: Integrity Pillar | | | | | |
| 2210714: Training, Workshops, Seminars, Peer Learning for | 277,886,000 | -277,886,000 | -277,886,000 | -100.00% | 0.00% |
| 2211413: Individual Consultants for Strengthening the Integ | 1,551,900,000 | -1,551,900,000 | -1,551,900,000 | -100.00% | 0.00% |
| 3110701: Supply and Delivery of 4X4 vehicle | | | 0 | #Num! | 0.00% |
| 3111002: Supply of IT & furniture Equipment including Con | 665,000,000 | -665,000,000 | -665,000,000 | -100.00% | 0.00% |
| Sub total 2: Integrity Pillar | 2,494,786,000 | 0 | -2,494,786,000 | -100.00% | 0.00% |
| 2: PFM PROFESSIONALISM | | | | | |
| 2211413: Training of Participating Universities' Faculty; Fee | 339,864,000 | -339,864,000 | -339,864,000 | -100.00% | 0.00% |
| 2211413: WYG Consortium and TETRA Tech Consortium | 726,362,000 | -726,362,000 | -726,362,000 | -100.00% | 0.00% |
| Sub total 2: PFM PROFESSIONALISM | 1,066,226,000 | 0 | -1,066,226,000 | -100.00% | 0.00% |
| 2: Treasury Management, Budget Execution, Procurement, Accounting and Financial Reporting | | | | | |
| 2210714: Training, Workshops, Seminars, Peer Learning for | 280,000,000 | -280,000,000 | -280,000,000 | -100.00% | 0.00% |
| 2211413: Procurement TAS and Trainings | | | 0 | #Num! | 0.00% |



| Subhead: Description | 2022 | 2023 | Farqi | % Farqi | % Guud |
|---|-----------------------|-----------------------|------------------------|-----------------|---------------|
| 2211413: Professional Consultancy Services | 4,787,195,000 | | -4,787,195,000 | -100.00% | 0.00% |
| 2211413: SL-FMIS Developer, SLFMIS Implementation and S | | | 0 | #Num! | 0.00% |
| 3110701: Hardtop Vehicles for AGO, Budget, Inland Reven | | | 0 | #Num! | 0.00% |
| 3111002: Supply of Office IT Equipment & Furnitures for AG | 315,000,000 | | -315,000,000 | -100.00% | 0.00% |
| 3111120: Purchase of other Specialised plant and equipme | 3,500,000,000 | | -3,500,000,000 | -100.00% | 0.00% |
| Sub total 2: Treasury Management, Budget Execution, Procurement, Account | 8,882,195,000 | 0 | -8,882,195,000 | -100.00% | 0.00% |
| 3: REFORM Oversight Comm. Technical Steering Comm. PFM Reform Coordination | | | | | |
| 2110201: PFMRCU Coordinator | 252,000,000 | | -252,000,000 | -100.00% | 0.00% |
| 2210201: Internet Communication | 147,000,000 | | -147,000,000 | -100.00% | 0.00% |
| 2210401: PFM Staff Capacity Building | 140,000,000 | | -140,000,000 | -100.00% | 0.00% |
| 2210503: Subscriptions to newspapers, Magazines &periodi | 19,600,000 | | -19,600,000 | -100.00% | 0.00% |
| 2210512: Office Material Printing | 35,000,000 | | -35,000,000 | -100.00% | 0.00% |
| 2210802: Board Committees meeting, Conference and semi | | | 0 | #Num! | 0.00% |
| 2211101: Office Stationary | 56,000,000 | | -56,000,000 | -100.00% | 0.00% |
| 2211201: Fuel and Petrol | 70,000,000 | | -70,000,000 | -100.00% | 0.00% |
| 2211301: Bank Charges | 35,000,000 | | -35,000,000 | -100.00% | 0.00% |
| 2211387: Snack, Tea, Water, and Miscellaneous Expenses in | 56,000,000 | | -56,000,000 | -100.00% | 0.00% |
| 2211413: Change Management & Communication | 350,000,000 | | -350,000,000 | -100.00% | 0.00% |
| 2220101: Vehicle Maintenance | 28,000,000 | | -28,000,000 | -100.00% | 0.00% |
| 3110701: Procurement PFMRCU Staff and Consultant Trans | | | 0 | #Num! | 0.00% |
| 3111002: PFMRCU Office IT & Furniture | | | 0 | #Num! | 0.00% |
| Sub total 3: REFORM Oversight Comm. Technical Steering Comm. PFM Refor | 1,188,600,000 | 0 | -1,188,600,000 | -100.00% | 0.00% |
| Miisaaniyada loo qoondeeyey PFM-DRM | 13,631,807,000 | 0 | -13,631,807,000 | -100.00% | 0.00% |
| SDF: Somaliland Development Fund | | | | | |
| 005-211: Maydh Jet building | | | | | |
| 2211414: New Maydh jet Building | 8,934,129,260 | | -8,934,129,260 | -100.00% | 0.00% |
| Sub total 005-211: Maydh Jet building | 8,934,129,260 | 0 | -8,934,129,260 | -20.35% | 0.00% |
| 006-441: Borama Water Extension | | | | | |
| 2211414: Borama Water Extention | 8,092,785,750 | | -8,092,785,750 | -100.00% | 0.00% |
| Sub total 006-441: Borama Water Extension | 8,092,785,750 | 0 | -8,092,785,750 | -20.35% | 0.00% |
| 007-181: Berbera/Burao Road Rehabilitation | | | | | |
| 2211414: Rehabilitation Road of Burao/Berbera | 31,051,149,640 | 32,417,805,000 | 1,366,655,360 | 4.40% | 17.67% |
| Sub total 007-181: Berbera/Burao Road Rehabilitation | 31,051,149,640 | 32,417,805,000 | 1,366,655,360 | -20.35% | 17.67% |



| Subhead: Description | 2022 | 2023 | Farqi | % Farqi | % Guud |
|--|-----------------------|-----------------------|------------------------|----------------|--------------------------------------|
| 008-441: Hargeisa Water Extension | | | | | |
| 2211414: Geed Deeble/Lasdurre Water Extension | 19,593,584,640 | 15,336,167,000 | -4,257,417,640 | -21.73% | 8.36% |
| Sub total 008-441: Hargeisa Water Extension | 19,593,584,640 | 15,336,167,000 | -4,257,417,640 | -20.35% | 8.36% |
| 009-191: Sustainable Land Management | | | | | |
| 2211414: Durdur-cad and Marodijeex upper catchment | 11,019,257,690 | 10,047,282,000 | -971,975,690 | -8.82% | 5.48% |
| Sub total 009-191: Sustainable Land Management | 11,019,257,690 | 10,047,282,000 | -971,975,690 | -20.35% | 5.48% |
| 010-201: Health & Livestock Production Development | | | | | |
| 2211414: Livestock Component | 13,858,586,000 | 10,459,330,000 | -3,399,256,000 | -24.53% | 5.70% |
| Sub total 010-201: Health & Livestock Production Development | 13,858,586,000 | 10,459,330,000 | -3,399,256,000 | -20.35% | 5.70% |
| 011-201: Fishier Development | | | | | |
| 2211414: Strengthening Artisanal Fisheries in Sanag | 4,304,580,000 | 5,991,573,000 | 1,686,993,000 | 39.19% | 3.27% |
| Sub total 011-201: Fishier Development | 4,304,580,000 | 5,991,573,000 | 1,686,993,000 | -20.35% | 3.27% |
| 012-441 Water Resources Development | | | | | |
| 2211414: Water Resources Development | 0 | 0 | 0 | #Num! | 0.00% |
| Sub total 012-441 Water Resources Development | 0 | 0 | 0 | -20.35% | 0.00% |
| 012-441: Ministry of Water | | | | | |
| 2211414: Water Resource Development | 2,894,353,000 | 2,894,353,000 | 0 | 100.00% | 1.58% |
| Sub total 012-441: Ministry of Water | 0 | 2,894,353,000 | 2,894,353,000 | -20.35% | 1.58% |
| Miisaaniyada loo qoondeeyey SDF | 96,854,072,980 | 77,146,510,000 | -19,707,562,980 | -20.35% | 42.06% |
| SEAP: Somaliland Electricity Access Project | | | | | Implementation Agent: 1080100 |
| 1: Electrification of Households and Small Business through standalone solar Home Systems | | | | | |
| 2110301: Responsibility Allowance | 315,000,000 | | -315,000,000 | -100.00% | 0.00% |
| 2210503: Subscriptions to newspapers, Magazines &periodi | 49,000,000 | | -49,000,000 | -100.00% | 0.00% |
| 2210714: Training and Employee Examination | 119,000,000 | | -119,000,000 | -100.00% | 0.00% |
| 2210802: Board Committees meeting, Conference and semi | 70,000,000 | | -70,000,000 | -100.00% | 0.00% |
| 2211101: Office Stationary | 14,000,000 | | -14,000,000 | -100.00% | 0.00% |
| 2211413: Professional Consultancy Services | 3,656,800,000 | | -3,656,800,000 | -100.00% | 0.00% |
| Sub total 1: Electrification of Households and Small Business through standa | 4,223,800,000 | 0 | -4,223,800,000 | -80.33% | 0.00% |
| 1: Draft Re-Budgeting plan for Jan-June 2023 | | | | | |
| 2110203: Temparary officers | | 84,000,000 | 84,000,000 | 100.00% | 0.05% |
| 2211413: Consultant Fees | | 242,757,760 | 242,757,760 | 100.00% | 0.13% |
| Sub total 1: Draft Re-Budgeting plan for Jan-June 2023 | 0 | 326,757,760 | 326,757,760 | -80.33% | 0.18% |
| 2: Analytic work for enabling Electrification Through Solar Powering / Hybrid Mini_Grids | | | | | |



| Subhead: Description | 2022 | 2023 | Farqi | % Farqi | % Guu |
|--|----------------------|--------------------|-----------------------|----------------|-------------|
| 2210301: Responsibility Allowance | 105,000,000 | | -105,000,000 | -100.00% | 0.00 |
| 2210401: International Travel Costs | 280,000,000 | | -280,000,000 | -100.00% | 0.00 |
| 2210503: Subscriptions to newspapers, Magazines &periodi | 63,000,000 | | -63,000,000 | -100.00% | 0.00 |
| 2210504: Advertising, Awareness and Pulicity Campaigns | 35,000,000 | | -35,000,000 | -100.00% | 0.00 |
| 2210714: Training and Employee Examination | 56,000,000 | | -56,000,000 | -100.00% | 0.00 |
| 2210802: Board Committees meeting, Conference and semi | 490,000,000 | | -490,000,000 | -100.00% | 0.00 |
| 2211101: Office Stationary | 14,000,000 | | -14,000,000 | -100.00% | 0.00 |
| 2211413: Professional Consultancy Services | 172,205,950 | | -172,205,950 | -100.00% | 0.00 |
| 2211414: Project Operation Expenses | 70,000,000 | | -70,000,000 | -100.00% | 0.00 |
| Sub total 2: Analytic work for enabling Electrification Through Solar Poweri | 1,285,205,950 | 0 | -1,285,205,950 | -80.33% | 0.00 |
| 2: Developing of design concept for Hargeisa city electrical network, Grid code development, design and instalation g | | | | | |
| 2211413: Consultant Fees | | 954,061,230 | 954,061,230 | 100.00% | 0.52 |
| Sub total 2: Developing of design concept for Hargeisa city electrical network | 0 | 954,061,230 | 954,061,230 | -80.33% | 0.52 |
| 3: Technical Assistance, Capacity Building and Project Management | | | | | |
| 22110201: Other Temporary Employee Salary | 42,000,000 | | -42,000,000 | -100.00% | 0.00 |
| 22110301: Responsibility Allowance | 588,000,000 | | -588,000,000 | -100.00% | 0.00 |
| 22110303: Hardship Allowance | | | 0 | #Num! | 0.00 |
| 22110306: Security Guard Allowance | | | 0 | #Num! | 0.00 |
| 22110308: Eid Bonus | | | 0 | #Num! | 0.00 |
| 2210102: water and Sewerage Charges | | | 0 | #Num! | 0.00 |
| 2210201: Telephone, Facsimile, Mobil Phone & Postal Servic | 131,544,000 | | -131,544,000 | -100.00% | 0.00 |
| 2210301: Domestic Travel Costs | | | 0 | #Num! | 0.00 |
| 2210401: International Travel Costs | 140,000,000 | | -140,000,000 | -100.00% | 0.00 |
| 2210503: Subscriptions to newspapers, Magazines &periodi | 35,000,000 | | -35,000,000 | -100.00% | 0.00 |
| 2210714: Training and Employee Examination | 140,000,000 | | -140,000,000 | -100.00% | 0.00 |
| 2210807: Medals, Awards and Honours | | | 0 | #Num! | 0.00 |
| 2211015: Food and Rations | | | 0 | #Num! | 0.00 |
| 2211101: Office Stationary | 35,000,000 | | -35,000,000 | -100.00% | 0.00 |
| 2211201: Petrol, Diesel and oil expenses | 35,000,000 | | -35,000,000 | -100.00% | 0.00 |
| 2211301: Bank commision | 70,000,000 | 75,600,000 | 5,600,000 | 8.00% | 0.04 |
| 2211387: Minor Office Expenses (Petty Cash Claims) | 18,900,000 | | -18,900,000 | -100.00% | 0.00 |
| 2211413: Professional Consultancy Services | 2,065,280,000 | 383,740,000 | -1,681,540,000 | -81.42% | 0.21 |
| 2220101: Routine Maintenance of Vehicles & Engines | 35,000,000 | | -35,000,000 | -100.00% | 0.00 |



| Subhead: Description | 2022 | 2023 | Farqi | % Farqi | % Guu |
|--|------------------------|------------------------|------------------------------------|----------------|---------------|
| 220204: Maintenance of Offices | | | 0 | #Num! | 0.00 |
| 220205: Maintenance of staff Accommodation | | | 0 | #Num! | 0.00 |
| 3110701: Purchase of Vehicle & Equipment | | | 0 | #Num! | 0.00 |
| 3111002: Purchase of Office Equipment | | | 0 | #Num! | 0.00 |
| Sub total 3: Technical Assistance, Capacity Building and Project Management | 3,335,724,000 | 459,340,000 | -2,876,384,000 | -80.33% | 0.25 |
| Sub total 4: Technical Assistance, Capacity Building and Project Management | 0 | 0 | 0 | -80.33% | 0.00 |
| 2211301: Bank commission | | | 0 | #Num! | 0.00 |
| Sub total 5: Technical Assistance, Capacity Building and Project Management | 0 | 0 | 0 | -80.33% | 0.00 |
| 2211409: Audit fees | | | 0 | #Num! | 0.00 |
| Sub total 5: Technical Assistance, Capacity Building and Project Management | 8,844,729,950 | 1,740,158,990 | -7,104,570,960 | -80.33% | 0.95 |
| UN Habitat: Berbera Urban Development | | | Implementation Agent: 10716 | | |
| 2211414: Material Recycling Facility | | 7,700,000,000 | 7,700,000,000 | 100.00% | 4.20 |
| 2211414: Construction Semi-aerobic Sanitary Landfill | | 3,500,000,000 | 3,500,000,000 | 100.00% | 1.91 |
| 2211414: Closure of Dumpsite | | 3,500,000,000 | 3,500,000,000 | 100.00% | 1.91 |
| 2211414: Construction of Feeder Road | | 3,500,000,000 | 3,500,000,000 | 100.00% | 1.91 |
| Sub total | 0 | 18,200,000,000 | 18,200,000,000 | #Div/0! | 9.92 |
| Miisaaniyada loo qoondeeyey UN Habitat | 0 | 18,200,000,000 | 18,200,000,000 | #Div/0! | 9.92 |
| Grand total | 231,484,620,710 | 183,412,141,859 | -48,072,478,851 | -20.77% | 100.00 |



1010100: Miisaaniyadda 2023 ee Difaaca

| Madax | Faahfaahin | 2022 | 2023 | Farqi | % Farqi |
|---|--------------------------------------|-----------------------|-----------------------|--------------------|----------------|
| Expenditure | | | | | |
| Mashaharka Shaqaalaha Joogtada | | | | | |
| 2110112: | Mushaharka | 10,143,690,624 | 10,207,487,846 | 63,797,222 | 0.63% |
| Sub total | | 10,143,690,624 | 10,207,487,846 | 63,797,222 | 0.63% |
| Gunooyinka | | | | | |
| 2110301: | Gunno Xil | 1,380,399,996 | 1,500,399,996 | 120,000,000 | 8.69% |
| 2110306: | Gunno Ilaalo | 4,305,600,000 | 4,305,600,000 | 0 | 0.00% |
| 2110308: | Gunno Ciideed | 196,204,704 | 212,655,996 | 16,451,292 | 8.38% |
| 2110316: | Gunada Dhiirigalinta Shaqaalaha | 72,859,268 | 72,859,268 | 0 | 0.00% |
| Sub total | | 5,955,063,968 | 6,091,515,260 | 136,451,292 | 2.29% |
| Kharashyada Kale ee Shaaqaalaha | | | | | |
| 2130101: | Dawaawaynta & Caafimaadka | 600,000,000 | 600,000,000 | 0 | 0.00% |
| Sub total | | 600,000,000 | 600,000,000 | 0 | 0.00% |
| Isticmaalka Nalka & Biyaha | | | | | |
| 2210101: | Isticmaalka Nalka | 33,075,000 | 33,075,000 | 0 | 0.00% |
| 2210102: | Isticmaalka Biyaha | 33,075,000 | 33,075,000 | 0 | 0.00% |
| Sub total | | 66,150,000 | 66,150,000 | 0 | 0.00% |
| Boosaha & Isgaadhsiinta | | | | | |
| 2210201: | Isticmaalka Boosaha & Isgaadhsiinta. | 33,075,000 | 33,075,000 | 0 | 0.00% |
| Sub total | | 33,075,000 | 33,075,000 | 0 | 0.00% |
| Noolka safarada iyo Sahayda Gudaha | | | | | |
| 2210301: | Noolka iyo sahayda Safarada gudaha | 283,500,000 | 300,500,000 | 17,000,000 | 6.00% |
| Sub total | | 283,500,000 | 300,500,000 | 17,000,000 | 6.00% |
| Kh.Daabacaadaha,wacyigalinta, Baahinta & Xayeysiisyada | | | | | |
| 2210503: | Wargeysyadda & Bugaagta. | 7,619,063 | 6,476,203 | -1,142,859 | -15.00% |
| Sub total | | 7,619,063 | 6,476,203 | -1,142,859 | -15.00% |
| Kh. Tababaraka & Imtixaanada | | | | | |
| 2210701: | Tababarka & Imtixaanada. | 149,574,600 | 149,574,600 | 0 | 0.00% |
| Sub total | | 149,574,600 | 149,574,600 | 0 | 0.00% |
| Kh. Martiqaadyada & Munaasibadaha | | | | | |
| 2210801: | Martiqaadyada & Munaasibadaha | 13,230,000 | 10,584,000 | -2,646,000 | -20.00% |
| Sub total | | 13,230,000 | 10,584,000 | -2,646,000 | -20.00% |
| libsiga Alaabooyinka Gaarka | | | | | |
| 2211001: | Daawada | 161,036,718 | 161,036,718 | 0 | 0.00% |
| 2211005: | libsiga Rashinka Iyo Wixii Soo Raaca | 12,621,355,434 | 13,252,423,206 | 631,067,772 | 5.00% |
| 2211006: | libsiga Dharka & Dirayska | 1,398,978,000 | 1,398,978,000 | 0 | 0.00% |
| 2211007: | libsiga Gogosha iyo Macuunta | 398,695,500 | 398,695,500 | 0 | 0.00% |
| 2211012: | libsiga Qalabka Nalka iyo Biyaha | | 41,343,750 | 41,343,750 | 100.00% |
| Sub total | | 14,580,065,652 | 15,252,477,174 | 672,411,522 | 4.61% |
| Alaabta Xafiisyada | | | | | |
| 2211101: | Alaabta Xafiisyadda (Stationery) | 56,700,000 | 56,700,000 | 0 | 0.00% |
| Sub total | | 56,700,000 | 56,700,000 | 0 | 0.00% |
| Shidaalka iyo Saliidaha | | | | | |



| 1010100: Miisaaniyadda 2023 ee Difaaca | | | | |
|--|-----------------------|-----------------------|--------------------|---------------|
| 2211201: Batroolka, Naafatadda & Saliidaha | 472,500,000 | 519,750,000 | 47,250,000 | 10.00% |
| Sub total | 472,500,000 | 519,750,000 | 47,250,000 | 10.00% |
| Kharashyada kale ee Hawl socodsiinta | | | | |
| 2211309: Kharashka Nabadgelyada | 979,965,000 | 979,965,000 | 0 | 0.00% |
| Sub total | 979,965,000 | 979,965,000 | 0 | 0.00% |
| Daryeelka Gaadiidka Iyo Mishiinada | | | | |
| 2220101: Daryeelka Gaadiidka Iyo Mishiinada | 378,000,000 | 378,000,000 | 0 | 0.00% |
| Sub total | 378,000,000 | 378,000,000 | 0 | 0.00% |
| Daryeelka Hantida kale | | | | |
| 2220204: Daryeelka Xafiisyada | 7,560,000 | 7,560,000 | 0 | 0.00% |
| Sub total | 7,560,000 | 7,560,000 | 0 | 0.00% |
| Kharashyada Kale | | | | |
| 2840104: Kharashyadda Yar Yar Ee Xafiisyadda | 35,500,000 | 35,500,000 | 0 | 0.00% |
| Sub total | 35,500,000 | 35,500,000 | 0 | 0.00% |
| Gaadiidka & Qalabka | | | | |
| 3122017: Iibsiga Qalabka Boosaha & isgaadhsiinta | 140,000,000 | 140,000,000 | 0 | 0.00% |
| Sub total | 140,000,000 | 140,000,000 | 0 | 0.00% |
| Total: Difaaca | 33,902,193,906 | 34,835,315,083 | 933,121,177 | 2.75% |



| 1010200: Miisaaniyadda 2023 ee Difaaca | | | | | |
|--|--|-----------------------|-----------------------|----------------------|----------------|
| Madax | Faahfaahin | 2022 | 2023 | Farqi | % Farqi |
| Expenditure | | | | | |
| Mashaharka Shaqaalaha Joogtada | | | | | |
| 2110110: | Mushaharka | 14,256,665,832 | 17,280,800,640 | 3,024,134,808 | 21.21% |
| Sub total | | 14,256,665,832 | 17,280,800,640 | 3,024,134,808 | 21.21% |
| Mushaharka Shaqaalaha aan joogtada ahayn | | | | | |
| 2110203: | Mushaharka Shaqaalaha kale ee joogtada ahayn | 1,164,000,000 | 1,164,000,000 | 0 | 0.00% |
| Sub total | | 1,164,000,000 | 1,164,000,000 | 0 | 0.00% |
| Gunooyinka | | | | | |
| 2110301: | Gunno Xil | 1,029,060,000 | 1,029,060,000 | 0 | 0.00% |
| 2110302: | Gunno Xagaayeed/Geedfuul | 360,000,000 | 360,000,000 | 0 | 0.00% |
| 2110308: | Gunno Ciideed | 186,852,501 | 360,016,680 | 173,164,179 | 92.67% |
| 2110316: | Gunada Dhiirgalinta Shaqaalaha | 341,487,500 | 341,487,500 | 0 | 0.00% |
| Sub total | | 1,917,400,001 | 2,090,564,180 | 173,164,179 | 9.03% |
| Isticmaalka Nalka & Biyaha | | | | | |
| 2210101: | Isticmaalka Nalka | 51,975,000 | 51,975,000 | 0 | 0.00% |
| 2210102: | Isticmaalka Biyaha | 21,231,941 | 21,231,941 | 0 | 0.00% |
| Sub total | | 73,206,941 | 73,206,941 | 0 | 0.00% |
| Boosaha & Isgaadhsiinta | | | | | |
| 2210201: | Isticmaalka Boosaha & Isgaadhsiinta. | 47,250,000 | 47,250,000 | 0 | 0.00% |
| Sub total | | 47,250,000 | 47,250,000 | 0 | 0.00% |
| Noolka safarada iyo Sahayda Gudaha | | | | | |
| 2210301: | Noolka iyo sahayda Safarada gudaha | 141,750,000 | 141,750,000 | 0 | 0.00% |
| 2210302: | Noolka iyo Sahaysiinta Maxaabiista | 18,900,000 | 18,900,000 | 0 | 0.00% |
| Sub total | | 160,650,000 | 160,650,000 | 0 | 0.00% |
| Kh.Daabacaadaha,wacyigalinta, Baahinta & Xayeysiisyda | | | | | |
| 2210503: | Wargeysyadda & Bugaagta. | 28,350,000 | 24,097,500 | -4,252,500 | -15.00% |
| Sub total | | 28,350,000 | 24,097,500 | -4,252,500 | -15.00% |
| Ijaarka Xafiisyada, Guryahay ,Gadiidka iwm | | | | | |
| 2210601: | Ijaarka Gaadiidka | 9,450,000 | 9,450,000 | 0 | 0.00% |
| 2210603: | Ijaarka Xafiisyada | 141,750,000 | 141,750,000 | 0 | 0.00% |
| Sub total | | 151,200,000 | 151,200,000 | 0 | 0.00% |
| Kh. Tababaraka & Imtixaanada | | | | | |
| 2210701: | Tababarka & Imtixaanada. | 81,742,500 | 81,742,500 | 0 | 0.00% |
| Sub total | | 81,742,500 | 81,742,500 | 0 | 0.00% |
| Kh. Martiqaadyada & Munaasibadaha | | | | | |
| 2210801: | Martiqaadyada & Munaasibadaha | 47,250,000 | 37,800,000 | -9,450,000 | -20.00% |
| Sub total | | 47,250,000 | 37,800,000 | -9,450,000 | -20.00% |
| Iibsiga Alaabooyinka Gaarka | | | | | |
| 2211001: | Daawada | 193,725,000 | 193,725,000 | 0 | 0.00% |
| 2211005: | Iibsiga Rashinka Iyo Wixii Soo Raaca | 2,100,600,000 | 3,096,000,000 | 995,400,000 | 47.39% |
| 2211007: | Iibsiga Gogosha iyo Macuunta | 18,900,000 | 18,900,000 | 0 | 0.00% |
| 2211017: | Iibsiga Qalabada kale ee gaarka ah | | 500,000,000 | 500,000,000 | 100.00% |



| 1010200: Miisaaniyadda 2023 ee Difaaca | | | | |
|---|-----------------------|-----------------------|----------------------|---------------|
| Sub total | 2,313,225,000 | 3,808,625,000 | 1,495,400,000 | 64.65% |
| Alaabta Xafiisyada | | | | |
| 2211101: Alaabta Xafiisyadda (Stationery) | 133,245,000 | 133,245,000 | 0 | 0.00% |
| Sub total | 133,245,000 | 133,245,000 | 0 | 0.00% |
| Shidaalka iyo Saliidaha | | | | |
| 2211201: Batroolka, Naafatadda & Saliidaha | 1,205,820,000 | 1,205,820,000 | 0 | 0.00% |
| Sub total | 1,205,820,000 | 1,205,820,000 | 0 | 0.00% |
| Kharashyada kale ee Hawl socodsiinta | | | | |
| 2211309: Kharashka Nabadgelyada | 2,201,084,366 | 2,201,084,300 | -66 | 0.00% |
| 2211322: Kh/Markhatiyada iyo Danbi-Baadhista | 28,350,000 | 28,350,000 | 0 | 0.00% |
| Sub total | 2,229,434,366 | 2,229,434,300 | -66 | 0.00% |
| Daryeelka Gaadiidka Iyo Mishiinada | | | | |
| 2220101: Daryeelka Gaadiidka Iyo Mishiinada | 333,391,259 | 333,391,259 | 0 | 0.00% |
| Sub total | 333,391,259 | 333,391,259 | 0 | 0.00% |
| Kharashyada Kale | | | | |
| 2840103: Kharashka Gaar Ah | 3,000,000,000 | 3,500,000,000 | 500,000,000 | 16.67% |
| 2840104: Kharashyadda Yar Yar Ee Xafiisyadda | 15,000,000 | 15,000,000 | 0 | 0.00% |
| Sub total | 3,015,000,000 | 3,515,000,000 | 500,000,000 | 16.58% |
| Total: Difaaca | 27,157,830,898 | 32,336,827,320 | 5,178,996,421 | 19.07% |



1010400: Miisaaniyadda 2023 ee Ciidanka Asluubta

| Madax | Faahfaahin | 2022 | 2023 | Farqi | % Farqi |
|---|---|-----------------------|-----------------------|----------------------|----------------|
| Expenditure | | | | | |
| Mashaharka Shaqaalaha Joogtada | | | | | |
| 2110103: | Mushaharka Ciidanka Booliska & Asluubta | 39,826,952,304 | 40,950,163,546 | 1,123,211,242 | 2.82% |
| Sub total | | 39,826,952,304 | 40,950,163,546 | 1,123,211,242 | 2.82% |
| Gunooyinka | | | | | |
| 2110301: | Gunno Xil | 1,012,400,000 | 1,012,400,000 | 0 | 0.00% |
| 2110302: | Gunno Xagaayeed/Geedfuul | 720,000,000 | 720,000,000 | 0 | 0.00% |
| 2110308: | Gunno Ciideed | 739,171,171 | 853,128,407 | 113,957,236 | 15.42% |
| Sub total | | 2,471,571,171 | 2,585,528,407 | 113,957,236 | 4.61% |
| Kharashyada Kale ee Shaaqaalaha | | | | | |
| 2130101: | Dawaawaynta & Caafimaadka | 300,000,000 | 300,000,000 | 0 | 0.00% |
| Sub total | | 300,000,000 | 300,000,000 | 0 | 0.00% |
| Isticmaalka Nalka & Biyaha | | | | | |
| 2210101: | Isticmaalka Nalka | 358,202,250 | 458,202,250 | 100,000,000 | 27.92% |
| 2210102: | Isticmaalka Biyaha | 94,500,000 | 194,500,000 | 100,000,000 | 105.82% |
| Sub total | | 452,702,250 | 652,702,250 | 200,000,000 | 44.18% |
| Boosaha & Isgaadhsiinta | | | | | |
| 2210201: | Isticmaalka Boosaha & Isgaadhsiinta. | 37,800,000 | 37,800,000 | 0 | 0.00% |
| Sub total | | 37,800,000 | 37,800,000 | 0 | 0.00% |
| Noolka safarada iyo Sahayda Gudaha | | | | | |
| 2210301: | Noolka iyo sahayda Safarada gudaha | 54,337,500 | 54,337,500 | 0 | 0.00% |
| 2210302: | Noolka iyo Sahaysiinta Maxaabiista | 269,325,000 | 269,325,000 | 0 | 0.00% |
| Sub total | | 323,662,500 | 323,662,500 | 0 | 0.00% |
| Kh.Daabacaadaha,wacyigalinta, Baahinta & Xayaysiisyada | | | | | |
| 2210503: | Wargeysyadda & Bugaagta. | 38,272,500 | 32,531,625 | -5,740,875 | -15.00% |
| Sub total | | 38,272,500 | 32,531,625 | -5,740,875 | -15.00% |
| Ijaarka Xafiisyada, Guryahay ,Gadiidka iwm | | | | | |
| 2210603: | Ijaarka Xafiisyada | 46,598,371 | 46,598,371 | 0 | 0.00% |
| Sub total | | 46,598,371 | 46,598,371 | 0 | 0.00% |
| Kh. Tababaraka & Imtixaanada | | | | | |
| 2210701: | Tababarka & Imtixaanada. | 89,775,000 | 89,775,000 | 0 | 0.00% |
| Sub total | | 89,775,000 | 89,775,000 | 0 | 0.00% |
| Kh. Martiqaadyada & Munaasibadaha | | | | | |
| 2210801: | Martiqaadyada & Munaasibadaha | 54,068,175 | 43,254,540 | -10,813,635 | -20.00% |
| Sub total | | 54,068,175 | 43,254,540 | -10,813,635 | -20.00% |
| Iibsiga Alaabooyinka Gaarka | | | | | |
| 2211001: | Daawada | 269,325,000 | 369,325,000 | 100,000,000 | 37.13% |
| 2211005: | Iibsiga Rashinka Iyo Wixii Soo Raaca | 29,588,971,720 | 29,740,171,720 | 151,200,000 | 0.51% |
| 2211006: | Iibsiga Dharka & Dirayska | 1,845,743,288 | 1,845,743,288 | 0 | 0.00% |
| 2211007: | Iibsiga Gogosha iyo Macuunta | 384,080,792 | 673,871,292 | 289,790,500 | 75.45% |
| Sub total | | 32,088,120,799 | 32,629,111,299 | 540,990,500 | 1.69% |
| Alaabta Xafiisyada | | | | | |
| 2211101: | Alaabta Xafiisyadda (Stationery) | 46,706,625 | 46,706,625 | 0 | 0.00% |



| 1010400: Miisaaniyadda 2023 ee Ciidanka Asluubta | | | | |
|---|-----------------------|-----------------------|----------------------|----------------|
| Sub total | 46,706,625 | 46,706,625 | 0 | 0.00% |
| Shidaalka iyo Saliidaha | | | | |
| 2211201: Batroolka, Naafatadda & Saliidaha | 1,442,346,696 | 1,442,346,696 | 0 | 0.00% |
| Sub total | 1,442,346,696 | 1,442,346,696 | 0 | 0.00% |
| Kharashyada kale ee Hawl socodsiinta | | | | |
| 2211309: Kharashka Nabadgelyada | 40,601,925 | 40,601,925 | 0 | 0.00% |
| Sub total | 40,601,925 | 40,601,925 | 0 | 0.00% |
| Daryeelka Gaadiidka Iyo Mishiinada | | | | |
| 2220101: Daryeelka Gaadiidka Iyo Mishiinada | 396,900,000 | 396,900,000 | 0 | 0.00% |
| Sub total | 396,900,000 | 396,900,000 | 0 | 0.00% |
| Kababka Hay'adaha Dawladda | | | | |
| 2510102: Kabka Raashinka | 85,050,000 | 85,050,000 | 0 | 0.00% |
| Sub total | 85,050,000 | 85,050,000 | 0 | 0.00% |
| Kharashyada Kale | | | | |
| 2840103: Kharashka Gaar Ah | 34,857,760 | 34,857,760 | 0 | 0.00% |
| 2840104: Kharashyadda Yar Yar Ee Xafiisyadda | 34,900,229 | 34,900,229 | 0 | 0.00% |
| Sub total | 69,757,989 | 69,757,989 | 0 | 0.00% |
| Dhismayaasha | | | | |
| 3121004: Dhismayaasha Rugaha booliska & Jeelasha | 1,301,000,000 | 1,220,047,500 | -80,952,500 | -6.22% |
| Sub total | 1,301,000,000 | 1,220,047,500 | -80,952,500 | -6.22% |
| Gaadiidka & Qalabka | | | | |
| 3122001: Iibsiga Gaadiidka & Mishiinada | 731,000,000 | 300,000,000 | -431,000,000 | -58.96% |
| 3122005: Alaabta & Agabka kale | | 50,566,500 | 50,566,500 | 100.00% |
| 3122014: Iibsiga Saanada Ciidanka | 400,000,000 | 400,000,000 | 0 | 0.00% |
| 3122019: Iibsiga Hantida kale | 521,000,000 | 521,000,000 | 0 | 0.00% |
| Sub total | 1,652,000,000 | 1,271,566,500 | -380,433,500 | -23.03% |
| Total: Ciidanka Asluubta | 80,763,886,305 | 82,264,104,773 | 1,500,218,468 | 1.86% |



1010500: Miisaaniyadda 2023 ee Ciidanka Booliska

| Madax | Faahfaahin | 2022 | 2023 | Farqi | % Farqi |
|--|---|------------------------|------------------------|----------------------|----------------|
| Expenditure | | | | | |
| Mashaharka Shaqaalaha Joogtada | | | | | |
| 2110103: | Mushaharka Ciidanka Booliska & Asluubta | 130,511,223,088 | 132,496,402,675 | 1,985,179,587 | 1.52% |
| Sub total | | 130,511,223,088 | 132,496,402,675 | 1,985,179,587 | 1.52% |
| Gunooyinka | | | | | |
| 2110301: | Gunno Xil | 3,055,932,000 | 3,275,508,000 | 219,576,000 | 7.19% |
| 2110302: | Gunno Xagaayeed/Geedfuul | 720,000,000 | 720,000,000 | 0 | 0.00% |
| 2110303: | Gunno Hawleed | 4,880,710,520 | 5,324,411,476 | 443,700,956 | 9.09% |
| 2110308: | Gunno Ciideed | 2,521,815,528 | 2,760,341,722 | 238,526,194 | 9.46% |
| Sub total | | 11,178,458,048 | 12,080,261,198 | 901,803,150 | 8.07% |
| Kharashyada Kale ee Shaaqaalaha | | | | | |
| 2130101: | Dawaawaynta & Caafimaadka | 500,000,000 | 750,000,000 | 250,000,000 | 50.00% |
| Sub total | | 500,000,000 | 750,000,000 | 250,000,000 | 50.00% |
| Isticmaalka Nalka & Biyaha | | | | | |
| 2210101: | Isticmaalka Nalka | 236,250,000 | 236,250,000 | 0 | 0.00% |
| 2210102: | Isticmaalka Biyaha | 103,950,000 | 103,950,000 | 0 | 0.00% |
| Sub total | | 340,200,000 | 340,200,000 | 0 | 0.00% |
| Boosaha & Isgaadhsiinta | | | | | |
| 2210201: | Isticmaalka Boosaha & Isgaadhsiinta. | 75,600,000 | 75,600,000 | 0 | 0.00% |
| Sub total | | 75,600,000 | 75,600,000 | 0 | 0.00% |
| Noolka safarada iyo Sahayda Gudaha | | | | | |
| 2210301: | Noolka iyo sahayda Safarada gudaha | 12,733,308 | 12,733,308 | 0 | 0.00% |
| 2210302: | Noolka iyo Sahaysiinta Maxaabiista | 85,050,000 | 85,050,000 | 0 | 0.00% |
| Sub total | | 97,783,308 | 97,783,308 | 0 | 0.00% |
| Kh.Daabacaadaha,wacyigalinta, Baahinta & Xayeysiisyda | | | | | |
| 2210503: | Wargeysyadda & Bugaagta. | 141,750,000 | 205,487,500 | 63,737,500 | 44.96% |
| Sub total | | 141,750,000 | 205,487,500 | 63,737,500 | 44.96% |
| Ijaarka Xafiisyada, Guryahay ,Gadiidka iwm | | | | | |
| 2210603: | Ijaarka Xafiisyada | 80,325,000 | 80,325,000 | 0 | 0.00% |
| Sub total | | 80,325,000 | 80,325,000 | 0 | 0.00% |
| Kh. Tababaraka & Imtixaanada | | | | | |
| 2210701: | Tababarka & Imtixaanada. | 189,000,000 | 189,000,000 | 0 | 0.00% |
| Sub total | | 189,000,000 | 189,000,000 | 0 | 0.00% |
| Kh. Martiqaadyada & Munaasibadaha | | | | | |
| 2210801: | Martiqaadyada & Munaasibadaha | 98,215,911 | 78,572,729 | -19,643,182 | -20.00% |
| Sub total | | 98,215,911 | 78,572,729 | -19,643,182 | -20.00% |
| Iibsigaa Alaabooyinka Gaarka | | | | | |
| 2211005: | Iibsigaa Rashinka Iyo Wixii Soo Raaca | 21,632,750,000 | 24,188,244,975 | 2,555,494,975 | 11.81% |
| 2211006: | Iibsigaa Dharka & Dirayska | 3,996,877,500 | 3,996,877,500 | 0 | 0.00% |
| 2211007: | Iibsigaa Gogosha iyo Macuunta | 170,100,000 | 170,100,000 | 0 | 0.00% |
| Sub total | | 25,799,727,500 | 28,355,222,475 | 2,555,494,975 | 9.91% |
| Alaabta Xafiisyada | | | | | |
| 2211101: | Alaabta Xafiisyadda (Stationery) | 152,825,400 | 152,825,400 | 0 | 0.00% |



1010500: Miisaaniyadda 2023 ee Ciidanka Booliska

| | | | | |
|--|------------------------|------------------------|-----------------------|----------------|
| Sub total | 152,825,400 | 152,825,400 | 0 | 0.00% |
| Shidaalka iyo Saliidaha | | | | |
| 2211201: Batroolka, Naafatadda & Saliidaha | 4,392,176,040 | 4,692,176,040 | 300,000,000 | 6.83% |
| Sub total | 4,392,176,040 | 4,692,176,040 | 300,000,000 | 6.83% |
| Kharashyada kale ee Hawl socodsiinta | | | | |
| 2211309: Kharashka Nabadgelyada | 1,068,917,254 | 1,768,917,254 | 700,000,000 | 65.49% |
| 2211322: Kh/Markhatiyada iyo Danbi-Baadhista | 217,350,000 | 217,350,000 | 0 | 0.00% |
| Sub total | 1,286,267,254 | 1,986,267,254 | 700,000,000 | 54.42% |
| Daryeelka Gaadiidka Iyo Mishiinada | | | | |
| 2220101: Daryeelka Gaadiidka Iyo Mishiinada | 1,890,000,000 | 2,190,000,000 | 300,000,000 | 15.87% |
| Sub total | 1,890,000,000 | 2,190,000,000 | 300,000,000 | 15.87% |
| Kababka Hay'adaha Dawladda | | | | |
| 2510102: Kabka Raashinka | 94,500,000 | 94,500,000 | 0 | 0.00% |
| Sub total | 94,500,000 | 94,500,000 | 0 | 0.00% |
| Kharashyada Kale | | | | |
| 2840103: Kharashka Gaar Ah | 296,000,000 | 296,000,000 | 0 | 0.00% |
| 2840104: Kharashyadda Yar Yar Ee Xafiisyadda | 6,951,948 | 6,951,948 | 0 | 0.00% |
| Sub total | 302,951,948 | 302,951,948 | 0 | 0.00% |
| Gaadiidka & Qalabka | | | | |
| 3122001: Iibsiga Gaadiidka & Mishiinada | | 3,939,200,000 | 3,939,200,000 | 100.00% |
| 3122014: Iibsiga Saanada Ciidanka | 1,000,000,000 | 1,500,000,000 | 500,000,000 | 50.00% |
| 3122017: Iibsiga Qalabka Boosaha & isgaadhsiinta | 120,000,000 | 120,000,000 | 0 | 0.00% |
| Sub total | 1,120,000,000 | 5,559,200,000 | 4,439,200,000 | 396.36% |
| Total: Ciidanka Booliska | 178,251,003,496 | 189,726,775,526 | 11,475,772,030 | 6.44% |



1010600: Miisaaniyadda 2023 ee Ciidanka Ilaalada Xeebaha

| Madax | Faahfaahin | 2022 | 2023 | Farqi | % Farqi |
|---|--------------------------------------|-----------------------|-----------------------|----------------------|----------------|
| Expenditure | | | | | |
| Mashaharka Shaqaalaha Joogtada | | | | | |
| 2110109: | Mushaharka Ciidanka Ilaalada Xeebaha | 15,428,678,136 | 16,995,382,546 | 1,566,704,410 | 10.15% |
| Sub total | | 15,428,678,136 | 16,995,382,546 | 1,566,704,410 | 10.15% |
| Gunooyinka | | | | | |
| 2110301: | Gunno Xil | 716,400,000 | 907,200,000 | 190,800,000 | 26.63% |
| 2110302: | Gunno Xagaayeed/Geedfuul | 1,507,200,000 | 1,436,400,000 | -70,800,000 | -4.70% |
| 2110308: | Gunno Ciideed | 299,310,099 | 354,438,011 | 55,127,912 | 18.42% |
| Sub total | | 2,522,910,099 | 2,698,038,011 | 175,127,912 | 6.94% |
| Kharashyada Kale ee Shaaqaalaha | | | | | |
| 2130101: | Dawaawaynta & Caafimaadka | 215,640,800 | 365,640,800 | 150,000,000 | 69.56% |
| Sub total | | 215,640,800 | 365,640,800 | 150,000,000 | 69.56% |
| Isticmaalka Nalka & Biyaha | | | | | |
| 2210101: | Isticmaalka Nalka | 46,661,062 | 46,661,062 | 0 | 0.00% |
| 2210102: | Isticmaalka Biyaha | 42,525,000 | 42,525,000 | 0 | 0.00% |
| Sub total | | 89,186,062 | 89,186,062 | 0 | 0.00% |
| Boosaha & Isgaadhsiinta | | | | | |
| 2210201: | Isticmaalka Boosaha & Isgaadhsiinta. | 69,840,225 | 69,840,225 | 0 | 0.00% |
| Sub total | | 69,840,225 | 69,840,225 | 0 | 0.00% |
| Noolka safarada iyo Sahayda Gudaha | | | | | |
| 2210301: | Noolka iyo sahayda Safarada gudaha | 114,557,277 | 114,557,277 | 0 | 0.00% |
| Sub total | | 114,557,277 | 114,557,277 | 0 | 0.00% |
| Ijaarka Xafiisyada, Guryahay ,Gadiidka iwm | | | | | |
| 2210603: | Ijaarka Xafiisyada | 31,752,000 | 31,752,000 | 0 | 0.00% |
| Sub total | | 31,752,000 | 31,752,000 | 0 | 0.00% |
| Kh. Tababaraka & Imtixaanada | | | | | |
| 2210701: | Tababarka & Imtixaanada. | 151,200,000 | 151,200,000 | 0 | 0.00% |
| Sub total | | 151,200,000 | 151,200,000 | 0 | 0.00% |
| Kh. Martiqaadyada & Munaasibadaha | | | | | |
| 2210801: | Martiqaadyada & Munaasibadaha | 66,150,000 | 52,920,000 | -13,230,000 | -20.00% |
| Sub total | | 66,150,000 | 52,920,000 | -13,230,000 | -20.00% |
| libsiga Alaabooyinka Gaarka | | | | | |
| 2211005: | libsiga Rashinka Iyo Wixii Soo Raaca | 3,266,304,000 | 3,535,104,000 | 268,800,000 | 8.23% |
| 2211006: | libsiga Dharka & Dirayska | 808,173,450 | 910,173,450 | 102,000,000 | 12.62% |
| 2211007: | libsiga Gogosha iyo Macuunta | 37,044,000 | 37,044,000 | 0 | 0.00% |
| Sub total | | 4,111,521,450 | 4,482,321,450 | 370,800,000 | 9.02% |
| Alaabta Xafiisyada | | | | | |
| 2211101: | Alaabta Xafiisyadda (Stationery) | 28,753,704 | 28,753,704 | 0 | 0.00% |
| Sub total | | 28,753,704 | 28,753,704 | 0 | 0.00% |
| Shidaalka iyo Saliidaha | | | | | |
| 2211201: | Batrootka, Naafatadda & Saliidaha | 1,702,779,973 | 2,302,779,973 | 600,000,000 | 35.24% |
| Sub total | | 1,702,779,973 | 2,302,779,973 | 600,000,000 | 35.24% |
| Kharashyada kale ee Hawl socodsiinta | | | | | |



| 1010600: Miisaaniyadda 2023 ee Ciidanka Ilaalada Xeebaha | | | | |
|---|-----------------------|-----------------------|----------------------|---------------|
| 2211313: Kharashka Hawlgallada Ciidamada | 290,589,379 | 390,589,379 | 100,000,000 | 34.41% |
| Sub total | 290,589,379 | 390,589,379 | 100,000,000 | 34.41% |
| Daryeelka Gaadiidka Iyo Mishiinada | | | | |
| 2220101: Daryeelka Gaadiidka Iyo Mishiinada | 305,002,831 | 305,002,831 | 0 | 0.00% |
| Sub total | 305,002,831 | 305,002,831 | 0 | 0.00% |
| Kababka Hay'adaha Dawladda | | | | |
| 2510102: Kabka Raashinka | 37,044,000 | 37,044,000 | 0 | 0.00% |
| Sub total | 37,044,000 | 37,044,000 | 0 | 0.00% |
| Kharashyada Kale | | | | |
| 2840104: Kharashyadda Yar Yar Ee Xafiisyadda | 23,500,000 | 23,500,000 | 0 | 0.00% |
| Sub total | 23,500,000 | 23,500,000 | 0 | 0.00% |
| Gaadiidka & Qalabka | | | | |
| 3122014: Iibsiga Saanada Ciidanka | 860,000,000 | 860,000,000 | 0 | 0.00% |
| Sub total | 860,000,000 | 860,000,000 | 0 | 0.00% |
| Total: Ciidanka Ilaalada Xeebaha | 26,049,105,936 | 28,998,508,258 | 2,949,402,322 | 11.32% |



1010700: Miisaaniyadda 2023 ee Ciidanka Socdaalka

| Madax | Faahfaahin | 2022 | 2023 | Farqi | % Farqi |
|--|--------------------------------------|----------------------|----------------------|--------------------|----------------|
| Expenditure | | | | | |
| Mashaharka Shaqaalaha Joogtada | | | | | |
| 2110108: | Mushaharka Ciidanka Socdaalka | 8,921,264,400 | 9,393,928,216 | 472,663,816 | 5.30% |
| Sub total | | 8,921,264,400 | 9,393,928,216 | 472,663,816 | 5.30% |
| Gunooyinka | | | | | |
| 2110301: | Gunno Xil | 857,500,000 | 964,348,000 | 106,848,000 | 12.46% |
| 2110303: | Gunno Hawleed | 1,996,827,020 | 1,996,827,020 | 0 | 0.00% |
| 2110308: | Gunno Ciideed | 169,049,999 | 195,339,088 | 26,289,089 | 15.55% |
| 2110318: | Gunnada Ciyaartooyga | | 200,000,000 | 200,000,000 | 100.00% |
| Sub total | | 3,023,377,019 | 3,356,514,108 | 333,137,089 | 11.02% |
| Kharashyada Kale ee Shaaqaalaha | | | | | |
| 2130101: | Dawaawaynta & Caafimaadka | 87,000,000 | 87,000,000 | 0 | 0.00% |
| Sub total | | 87,000,000 | 87,000,000 | 0 | 0.00% |
| Isticmaalka Nalka & Biyaha | | | | | |
| 2210101: | Isticmaalka Nalka | 98,877,638 | 241,052,888 | 142,175,250 | 143.79% |
| 2210102: | Isticmaalka Biyaha | 47,250,000 | 189,425,250 | 142,175,250 | 300.90% |
| Sub total | | 146,127,638 | 430,478,138 | 284,350,500 | 194.59% |
| Boosaha & Isgaadhsiinta | | | | | |
| 2210201: | Isticmaalka Boosaha & Isgaadhsiinta. | 141,750,000 | 141,750,000 | 0 | 0.00% |
| Sub total | | 141,750,000 | 141,750,000 | 0 | 0.00% |
| Noolka safarada iyo Sahayda Gudaha | | | | | |
| 2210301: | Noolka iyo sahayda Safarada gudaha | 33,075,000 | 33,075,000 | 0 | 0.00% |
| 2210302: | Noolka iyo Sahaysiinta Maxaabiista | 336,420,000 | 336,420,000 | 0 | 0.00% |
| 2210307: | Kharashka Celinta Ajaanibka | | 164,000,000 | 164,000,000 | 100.00% |
| Sub total | | 369,495,000 | 533,495,000 | 164,000,000 | 44.38% |
| Kh.Daabacaadaha, wacyigalinta, Baahinta & Xayeysiisyada | | | | | |
| 2210503: | Wargeysyadda & Bugaagta. | 45,218,250 | 38,435,513 | -6,782,738 | -15.00% |
| 2210509: | Daabacaada Agabka Xafiisyadda | | 50,000,000 | 50,000,000 | 100.00% |
| Sub total | | 45,218,250 | 88,435,513 | 43,217,263 | 95.57% |
| Ijaarka Xafiisyada, Guryahay, Gadiidka iwm | | | | | |
| 2210603: | Ijaarka Xafiisyada | 337,365,000 | 337,365,000 | 0 | 0.00% |
| Sub total | | 337,365,000 | 337,365,000 | 0 | 0.00% |
| Kh. Tababaraka & Imtixaanada | | | | | |
| 2210701: | Tababarka & Imtixaanada. | 79,779,573 | 79,779,573 | 0 | 0.00% |
| Sub total | | 79,779,573 | 79,779,573 | 0 | 0.00% |
| Kh. Martiqaadyada & Munaasibadaha | | | | | |
| 2210801: | Martiqaadyada & Munaasibadaha | 4,630,500 | 3,704,400 | -926,100 | -20.00% |
| Sub total | | 4,630,500 | 3,704,400 | -926,100 | -20.00% |
| Iibsiga Alaabooyinka Gaarka | | | | | |
| 2211005: | Iibsiga Rashinka Iyo Wixii Soo Raaca | 2,433,203,584 | 2,483,603,584 | 50,400,000 | 2.07% |
| 2211006: | Iibsiga Dharka & Dirayska | 356,413,838 | 356,413,838 | 0 | 0.00% |
| 2211007: | Iibsiga Gogosha iyo Macuunta | 6,615,000 | 6,615,000 | 0 | 0.00% |
| Sub total | | 2,796,232,422 | 2,846,632,422 | 50,400,000 | 1.80% |



1010700: Miisaaniyadda 2023 ee Ciidanka Socdaalka

Alaabta Xafiisyada

| | | | | |
|---|------------|------------|---|-------|
| 2211101: Alaabta Xafiisyadda (Stationery) | 85,995,000 | 85,995,000 | 0 | 0.00% |
|---|------------|------------|---|-------|

| | | | | |
|------------------|-------------------|-------------------|----------|--------------|
| Sub total | 85,995,000 | 85,995,000 | 0 | 0.00% |
|------------------|-------------------|-------------------|----------|--------------|

Shidaalka iyo Saliidaha

| | | | | |
|--|-------------|-------------|-------------|---------|
| 2211201: Batroolka, Naafatadda & Saliidaha | 236,250,000 | 766,250,000 | 530,000,000 | 224.34% |
|--|-------------|-------------|-------------|---------|

| | | | | |
|------------------|--------------------|--------------------|--------------------|----------------|
| Sub total | 236,250,000 | 766,250,000 | 530,000,000 | 224.34% |
|------------------|--------------------|--------------------|--------------------|----------------|

Kharashyada kale ee Hawl socodsiinta

| | | | | |
|--|------------|------------|---|-------|
| 2211322: Kh/Markhatiyada iyo Danbi-Baadhista | 96,674,809 | 96,674,809 | 0 | 0.00% |
|--|------------|------------|---|-------|

| | | | | |
|---|-------------|--|--------------|----------|
| 2211342: Kh/Samaynta IT-ga iyo Databaseka | 284,350,500 | | -284,350,500 | -100.00% |
|---|-------------|--|--------------|----------|

| | | | | |
|------------------|--------------------|-------------------|---------------------|----------------|
| Sub total | 381,025,309 | 96,674,809 | -284,350,500 | -74.63% |
|------------------|--------------------|-------------------|---------------------|----------------|

Daryeelka Gaadiidka Iyo Mishiinada

| | | | | |
|---|------------|------------|---|-------|
| 2220101: Daryeelka Gaadiidka Iyo Mishiinada | 95,917,500 | 95,917,500 | 0 | 0.00% |
|---|------------|------------|---|-------|

| | | | | |
|------------------|-------------------|-------------------|----------|--------------|
| Sub total | 95,917,500 | 95,917,500 | 0 | 0.00% |
|------------------|-------------------|-------------------|----------|--------------|

Daryeelka Hantida kale

| | | | | |
|-------------------------------|-------------|-------------|-------------|--------|
| 2220204: Daryeelka Xafiisyada | 141,466,500 | 241,466,500 | 100,000,000 | 70.69% |
|-------------------------------|-------------|-------------|-------------|--------|

| | | | | |
|------------------|--------------------|--------------------|--------------------|---------------|
| Sub total | 141,466,500 | 241,466,500 | 100,000,000 | 70.69% |
|------------------|--------------------|--------------------|--------------------|---------------|

Kharashyada Kale

| | | | | |
|--|-----------|-----------|---|-------|
| 2840104: Kharashyadda Yar Yar Ee Xafiisyadda | 7,000,000 | 7,000,000 | 0 | 0.00% |
|--|-----------|-----------|---|-------|

| | | | | |
|------------------|------------------|------------------|----------|--------------|
| Sub total | 7,000,000 | 7,000,000 | 0 | 0.00% |
|------------------|------------------|------------------|----------|--------------|

Gaadiidka & Qalabka

| | | | | |
|---|-------------|-------------|---|-------|
| 3122001: Iibsiga Gaadiidka & Mishiinada | 300,000,000 | 300,000,000 | 0 | 0.00% |
|---|-------------|-------------|---|-------|

| | | | | |
|--------------------------------|------------|------------|---|-------|
| 3122005: Alaabta & Agabka kale | 55,998,000 | 55,998,000 | 0 | 0.00% |
|--------------------------------|------------|------------|---|-------|

| | | | | |
|-----------------------------------|-------------|-------------|---|-------|
| 3122014: Iibsiga Saanada Ciidanka | 300,000,000 | 300,000,000 | 0 | 0.00% |
|-----------------------------------|-------------|-------------|---|-------|

| | | | | |
|-----------------------------------|-------------|-------------|---|-------|
| 3122018: Iibsiga Qalabka Passport | 598,400,000 | 598,400,000 | 0 | 0.00% |
|-----------------------------------|-------------|-------------|---|-------|

| | | | | |
|------------------|----------------------|----------------------|----------|--------------|
| Sub total | 1,254,398,000 | 1,254,398,000 | 0 | 0.00% |
|------------------|----------------------|----------------------|----------|--------------|

| | | | | |
|----------------------------------|-----------------------|-----------------------|----------------------|--------------|
| Total: Ciidanka Socdaalka | 18,154,292,111 | 19,846,784,178 | 1,692,492,068 | 9.32% |
|----------------------------------|-----------------------|-----------------------|----------------------|--------------|



1010800: Miisaaniyadda 2023 ee Ciidanka Dabdamiska Qaranka

| Madax | Faahfaahin | 2022 | 2023 | Farqi | % Farqi |
|--|--------------------------------------|----------------------|----------------------|--------------------|----------------|
| Expenditure | | | | | |
| Mashaharka Shaqaalaha Joogtada | | | | | |
| 2110111: | Mushaharka Ciidanka Deb-demiska | 7,767,245,928 | 8,024,245,928 | 257,000,000 | 3.31% |
| Sub total | | 7,767,245,928 | 8,024,245,928 | 257,000,000 | 3.31% |
| Gunooyinka | | | | | |
| 2110301: | Gunno Xil | 3,063,636,160 | 3,063,636,160 | 0 | 0.00% |
| 2110302: | Gunno Xagaayeed/Geedfuul | | | 0 | #Num! |
| 2110303: | Gunno Hawleed | 1,020,680,000 | 1,260,680,000 | 240,000,000 | 23.51% |
| 2110308: | Gunno Ciideed | 151,286,103 | 151,286,103 | 0 | 0.00% |
| Sub total | | 4,235,602,263 | 4,475,602,263 | 240,000,000 | 5.67% |
| Kharashyada Kale ee Shaaqaalaha | | | | | |
| 2130101: | Dawaawaynta & Caafimaadka | 60,000,000 | 60,000,000 | 0 | 0.00% |
| Sub total | | 60,000,000 | 60,000,000 | 0 | 0.00% |
| Isticmaalka Nalka & Biyaha | | | | | |
| 2210101: | Isticmaalka Nalka | 79,885,176 | 100,885,176 | 21,000,000 | 26.29% |
| 2210102: | Isticmaalka Biyaha | 217,540,890 | 217,540,890 | 0 | 0.00% |
| Sub total | | 297,426,066 | 318,426,066 | 21,000,000 | 7.06% |
| Boosaha & Isgaadhsiinta | | | | | |
| 2210201: | Isticmaalka Boosaha & Isgaadhsiinta. | 58,704,091 | 58,704,091 | 0 | 0.00% |
| Sub total | | 58,704,091 | 58,704,091 | 0 | 0.00% |
| Noolka safarada iyo Sahayda Gudaha | | | | | |
| 2210301: | Noolka iyo sahayda Safarada gudaha | | 85,000,000 | 85,000,000 | 100.00% |
| Sub total | | 0 | 85,000,000 | 85,000,000 | 100.00% |
| Kh.Daabacaadaha,wacyigalinta, Baahinta & Xayeysiisyda | | | | | |
| 2210504: | Kharashka Wacyigalinta | 94,500,000 | 94,500,000 | 0 | 0.00% |
| Sub total | | 94,500,000 | 94,500,000 | 0 | 0.00% |
| Kh. Tababaraka & Imtixaanada | | | | | |
| 2210701: | Tababarka & Imtixaanada. | 283,500,000 | 283,500,000 | 0 | 0.00% |
| Sub total | | 283,500,000 | 283,500,000 | 0 | 0.00% |
| Iibsiga Alaabooyinka Gaarka | | | | | |
| 2211005: | Iibsiga Rashinka Iyo Wixii Soo Raaca | 540,000,000 | 1,325,520,000 | 785,520,000 | 145.47% |
| 2211006: | Iibsiga Dharka & Dirayska | 1,134,000,000 | 1,134,000,000 | 0 | 0.00% |
| Sub total | | 1,674,000,000 | 2,459,520,000 | 785,520,000 | 46.92% |
| Alaabta Xafiisyada | | | | | |
| 2211101: | Alaabta Xafiisyadda (Stationery) | 42,808,500 | 42,808,500 | 0 | 0.00% |
| Sub total | | 42,808,500 | 42,808,500 | 0 | 0.00% |
| Daryeelka Gaadiidka Iyo Mishiinada | | | | | |
| 2220101: | Daryeelka Gaadiidka Iyo Mishiinada | 661,500,000 | 661,500,000 | 0 | 0.00% |
| Sub total | | 661,500,000 | 661,500,000 | 0 | 0.00% |
| Dhismayaasha | | | | | |
| 3121012: | Dhismayaasha Kale | 425,000,000 | 1,207,000,000 | 782,000,000 | 184.00% |
| Sub total | | 425,000,000 | 1,207,000,000 | 782,000,000 | 184.00% |
| Gaadiidka & Qalabka | | | | | |



| 1010800: Miisaaniyadda 2023 ee Ciidanka Dabdamiska Qaranka | | | | |
|---|-----------------------|-----------------------|-----------------------|----------------|
| 3122001: libsigga Gaadiidka & Mishiinada | 1,870,000,000 | 200,000,000 | -1,670,000,000 | -89.30% |
| 3122019: libsigga Hantida kale | 1,045,500,000 | 1,045,500,000 | 0 | 0.00% |
| Sub total | 2,915,500,000 | 1,245,500,000 | -1,670,000,000 | -57.28% |
| Total: Ciidanka Dabdamiska Qaranka | 18,515,786,848 | 19,016,306,848 | 500,520,000 | 2.70% |



1010900: Miisaaniyadda 2023 ee Wasaaradda Gaashaandhigga

| Madax | Faahfaahin | 2022 | 2023 | Farqi | % Farqi |
|---|--|-----------------------|-----------------------|--------------------|----------------|
| Expenditure | | | | | |
| Mashaharka Shaqaalaha Joogtada | | | | | |
| 2110101: | Mushaharka Shaqaalaha | 2,753,273,952 | 2,745,572,544 | -7,701,408 | -0.28% |
| 2110107: | Mushaharka Shaqaalaha TMP-ga | | 229,129,920 | 229,129,920 | 100.00% |
| 2110113: | Mashaharka Dalacsiinta Shaqaalaha (Faraq) | | 43,839,360 | 43,839,360 | 100.00% |
| Sub total | | 2,753,273,952 | 3,018,541,824 | 265,267,872 | 9.63% |
| Mushaharka Shaqaalaha aan joogtada ahayn | | | | | |
| 2110201: | Mushaharka Shaqaalaha Aan J/Ahayn ee heshiiska lagula jiro | 102,000,000 | 102,000,000 | 0 | 0.00% |
| 2110203: | Mushaharka Shaqaalaha kale ee joogtada ahayn | 27,752,093,756 | 27,974,693,756 | 222,600,000 | 0.80% |
| Sub total | | 27,854,093,756 | 28,076,693,756 | 222,600,000 | 0.80% |
| Gunooyinka | | | | | |
| 2110301: | Gunno Xil | 1,817,036,800 | 1,797,436,800 | -19,600,000 | -1.08% |
| 2110303: | Gunno Hawleed | 2,592,440,000 | 2,556,960,000 | -35,480,000 | -1.37% |
| 2110306: | Gunno Ilaalo | 60,000,000 | 60,000,000 | 0 | 0.00% |
| 2110308: | Gunno Ciideed | 55,975,920 | 57,199,428 | 1,223,508 | 2.19% |
| 2110316: | Gunada Dhiirigalinta Shaqaalaha | 46,850,242 | 46,850,242 | 0 | 0.00% |
| Sub total | | 4,572,302,962 | 4,518,446,470 | -53,856,492 | -1.18% |
| Kharashyada Kale ee Shaaqaalaha | | | | | |
| 2130101: | Dawaawaynta & Caafimaadka | 270,000,000 | 270,000,000 | 0 | 0.00% |
| Sub total | | 270,000,000 | 270,000,000 | 0 | 0.00% |
| Isticmaalka Nalka & Biyaha | | | | | |
| 2210101: | Isticmaalka Nalka | 42,525,000 | 56,045,000 | 13,520,000 | 31.79% |
| 2210102: | Isticmaalka Biyaha | 17,010,000 | 17,010,000 | 0 | 0.00% |
| Sub total | | 59,535,000 | 73,055,000 | 13,520,000 | 22.71% |
| Boosaha & Isgaadhsiinta | | | | | |
| 2210201: | Isticmaalka Boosaha & Isgaadhsiinta. | 137,025,000 | 147,025,000 | 10,000,000 | 7.30% |
| Sub total | | 137,025,000 | 147,025,000 | 10,000,000 | 7.30% |
| Noolka safarada iyo Sahayda Gudaha | | | | | |
| 2210301: | Noolka iyo sahayda Safarada gudaha | 103,520,841 | 50,000,000 | -53,520,841 | -51.70% |
| Sub total | | 103,520,841 | 50,000,000 | -53,520,841 | -51.70% |
| Noolka iyo sahayda safarada dibada | | | | | |
| 2210401: | Noolka & Sahayda Safarada Dibada | 33,075,000 | 20,000,000 | -13,075,000 | -39.53% |
| Sub total | | 33,075,000 | 20,000,000 | -13,075,000 | -39.53% |
| Kh.Daabacaadaha, wacyigalinta, Baahinta & Xayaysiisyda | | | | | |
| 2210503: | Wargeysyadda & Bugaagta. | 24,073,327 | 20,462,328 | -3,610,999 | -15.00% |
| Sub total | | 24,073,327 | 20,462,328 | -3,610,999 | -15.00% |
| Kh. Tababaraka & Imtixaanada | | | | | |
| 2210701: | Tababarka & Imtixaanada. | 81,392,850 | 51,392,800 | -30,000,050 | -36.86% |
| Sub total | | 81,392,850 | 51,392,800 | -30,000,050 | -36.86% |
| Kh. Martiqaadyada & Munaasibadaha | | | | | |
| 2210801: | Martiqaadyada & Munaasibadaha | 113,400,000 | 82,720,000 | -30,680,000 | -27.05% |
| Sub total | | 113,400,000 | 82,720,000 | -30,680,000 | -27.05% |



1010900: Miisaaniyadda 2023 ee Wasaaradda Gaashaandhigga

libsiga Alaabooyinka Gaarka

| | | | | |
|---|----------------------|----------------------|-------------------|--------------|
| 2211005: libsiga Rashinka Iyo Wixii Soo Raaca | 8,523,900,000 | 8,593,357,500 | 69,457,500 | 0.81% |
| 2211006: libsiga Dharka & Dirayska | 39,690,000 | 39,690,000 | 0 | 0.00% |
| Sub total | 8,563,590,000 | 8,633,047,500 | 69,457,500 | 0.81% |

Alaabta Xafiisyada

| | | | | |
|---|--------------------|--------------------|----------|--------------|
| 2211101: Alaabta Xafiisyadda (Stationery) | 113,400,000 | 113,400,000 | 0 | 0.00% |
| Sub total | 113,400,000 | 113,400,000 | 0 | 0.00% |

Shidaalka iyo Saliidaha

| | | | | |
|--|--------------------|--------------------|-------------------|--------------|
| 2211201: Batroolka, Naafatadda & Saliidaha | 757,890,000 | 780,965,000 | 23,075,000 | 3.04% |
| Sub total | 757,890,000 | 780,965,000 | 23,075,000 | 3.04% |

Kharashyada kale ee Hawl socodsinta

| | | | | |
|--------------------------------------|--------------------|----------------------|--------------------|---------------|
| 2211309: Kharashka Nabadgelyada | 458,613,650 | 538,614,491 | 80,000,841 | 17.44% |
| 2211323: Kharashka Garsoorayaasha | 197,977,500 | 500,977,500 | 303,000,000 | 153.05% |
| 2211324: Kharashka Qareenka Saboolka | 24,324,300 | 24,324,300 | 0 | 0.00% |
| 2211326: Kh. Hawlaha Miino Saarka | 255,150,000 | 255,150,000 | 0 | 0.00% |
| 2211373: Kharashka Tirakoobka | 61,547,850 | 41,547,850 | -20,000,000 | -32.50% |
| Sub total | 997,613,300 | 1,360,614,141 | 363,000,841 | 36.39% |

Daryeelka Gaadiidka Iyo Mishiinada

| | | | | |
|---|--------------------|--------------------|----------|--------------|
| 2220101: Daryeelka Gaadiidka Iyo Mishiinada | 283,500,000 | 283,500,000 | 0 | 0.00% |
| Sub total | 283,500,000 | 283,500,000 | 0 | 0.00% |

Daryeelka Hantida kale

| | | | | |
|-------------------------------|----------|--------------------|--------------------|----------------|
| 2220204: Daryeelka Xafiisyada | | 200,000,000 | 200,000,000 | 100.00% |
| Sub total | 0 | 200,000,000 | 200,000,000 | 100.00% |

Kababka Hay'adaha Dawladda

| | | | | |
|--------------------------|-------------------|-------------------|----------|--------------|
| 2510102: Kabka Raashinka | 47,250,000 | 47,250,000 | 0 | 0.00% |
| Sub total | 47,250,000 | 47,250,000 | 0 | 0.00% |

Kharashyada Kale

| | | | | |
|--|-------------------|-------------------|----------|--------------|
| 2840104: Kharashyadda Yar Yar Ee Xafiisyadda | 89,697,032 | 89,697,032 | 0 | 0.00% |
| Sub total | 89,697,032 | 89,697,032 | 0 | 0.00% |

Gaadiidka & Qalabka

| | | | | |
|---|--------------------|--------------------|-------------------|---------------|
| 3122001: libsiga Gaadiidka & Mishiinada | 200,000,000 | 250,000,000 | 50,000,000 | 25.00% |
| 3122005: Alaabta & Agabka kale | 100,000,000 | 100,000,000 | 0 | 0.00% |
| Sub total | 300,000,000 | 350,000,000 | 50,000,000 | 16.67% |

| | | | | |
|---|-----------------------|-----------------------|----------------------|--------------|
| Total: Wasaaradda Gaashaandhigga | 47,154,633,020 | 48,186,810,851 | 1,032,177,831 | 2.19% |
|---|-----------------------|-----------------------|----------------------|--------------|



1011000: Miisaaniyadda 2023 ee Difaaca

| Madax | Faahfaahin | 2022 | 2023 | Farqi | % Farqi |
|--|--------------------------------------|------------------------|------------------------|-----------------------|----------------|
| Expenditure | | | | | |
| Mashaharka Shaqaalaha Joogtada | | | | | |
| 2110104: | Mushaharka | 281,551,096,848 | 295,265,221,939 | 13,714,125,091 | 4.87% |
| Sub total | | 281,551,096,848 | 295,265,221,939 | 13,714,125,091 | 4.87% |
| Gunooyinka | | | | | |
| 2110301: | Gunno Xil | 4,498,166,000 | 9,669,030,872 | 5,170,864,872 | 114.95% |
| 2110302: | Gunno Xagaayeed/Geedfuul | 33,163,872,000 | 33,163,872,000 | 0 | 0.00% |
| 2110308: | Gunno Ciideed | 5,451,723,070 | 6,151,358,790 | 699,635,720 | 12.83% |
| Sub total | | 43,113,761,070 | 48,984,261,662 | 5,870,500,592 | 13.62% |
| Kharashyada Kale ee Shaaqaalaha | | | | | |
| 2130101: | Dawaawaynta & Caafimaadka | 800,000,000 | 1,000,000,000 | 200,000,000 | 25.00% |
| Sub total | | 800,000,000 | 1,000,000,000 | 200,000,000 | 25.00% |
| Isticmaalka Nalka & Biyaha | | | | | |
| 2210101: | Isticmaalka Nalka | 189,000,000 | 189,000,000 | 0 | 0.00% |
| 2210102: | Isticmaalka Biyaha | 283,500,000 | 283,500,000 | 0 | 0.00% |
| Sub total | | 472,500,000 | 472,500,000 | 0 | 0.00% |
| Boosaha & Isgaadhsiinta | | | | | |
| 2210201: | Isticmaalka Boosaha & Isgaadhsiinta. | 19,707,408 | 19,707,408 | 0 | 0.00% |
| Sub total | | 19,707,408 | 19,707,408 | 0 | 0.00% |
| Noolka safarada iyo Sahayda Gudaha | | | | | |
| 2210301: | Noolka iyo sahayda Safarada gudaha | 42,088,334 | 42,088,334 | 0 | 0.00% |
| Sub total | | 42,088,334 | 42,088,334 | 0 | 0.00% |
| Kh.Daabacaadaha,wacyigalinta, Baahinta & Xayeysiisyda | | | | | |
| 2210503: | Wargeysyadda & Bugaagta. | 14,780,556 | 12,563,473 | -2,217,083 | -15.00% |
| Sub total | | 14,780,556 | 12,563,473 | -2,217,083 | -15.00% |
| Kh. Tababaraka & Imtixaanada | | | | | |
| 2210701: | Tababarka & Imtixaanada. | 2,562,840,000 | 2,562,840,000 | 0 | 0.00% |
| Sub total | | 2,562,840,000 | 2,562,840,000 | 0 | 0.00% |
| Kh. Martiqaadyada & Munaasibadaha | | | | | |
| 2210801: | Martiqaadyada & Munaasibadaha | 10,346,389 | 8,282,110 | -2,064,279 | -19.95% |
| Sub total | | 10,346,389 | 8,282,110 | -2,064,279 | -19.95% |
| libsiga Alaabooyinka Gaarka | | | | | |
| 2211001: | Daawada | 778,882,393 | 778,882,393 | 0 | 0.00% |
| 2211005: | libsiga Rashinka Iyo Wixii Soo Raaca | 41,353,520,820 | 50,501,976,000 | 9,148,455,180 | 22.12% |
| 2211006: | libsiga Dharka & Dirayska | 3,313,170,000 | 4,513,170,000 | 1,200,000,000 | 36.22% |
| 2211007: | libsiga Gogosha iyo Macuunta | 349,650,000 | 349,650,000 | 0 | 0.00% |
| Sub total | | 45,795,223,213 | 56,143,678,393 | 10,348,455,180 | 22.60% |
| Alaabta Xafiisyada | | | | | |
| 2211101: | Alaabta Xafiisyadda (Stationery) | 207,900,000 | 207,900,000 | 0 | 0.00% |
| Sub total | | 207,900,000 | 207,900,000 | 0 | 0.00% |
| Shidaalka iyo Saliidaha | | | | | |
| 2211201: | Batrootka, Naafatadda & Saliidaha | 4,789,260,000 | 5,989,260,000 | 1,200,000,000 | 25.06% |
| Sub total | | 4,789,260,000 | 5,989,260,000 | 1,200,000,000 | 25.06% |



1011000: Miisaaniyadda 2023 ee Difaaca

Kharashyada kale ee Hawl socodsiinta

| | | | | |
|---|-------------|-------------|---|-------|
| 2211308: Kharska Gudiga Sare Waxbarashada | 141,750,000 | 141,750,000 | 0 | 0.00% |
|---|-------------|-------------|---|-------|

| | | | | |
|------------------|--------------------|--------------------|----------|--------------|
| Sub total | 141,750,000 | 141,750,000 | 0 | 0.00% |
|------------------|--------------------|--------------------|----------|--------------|

Daryeelka Gaadiidka Iyo Mishiinada

| | | | | |
|---|---------------|---------------|---|-------|
| 2220101: Daryeelka Gaadiidka Iyo Mishiinada | 2,262,330,000 | 2,262,330,000 | 0 | 0.00% |
|---|---------------|---------------|---|-------|

| | | | | |
|------------------|----------------------|----------------------|----------|--------------|
| Sub total | 2,262,330,000 | 2,262,330,000 | 0 | 0.00% |
|------------------|----------------------|----------------------|----------|--------------|

Daryeelka Hantida kale

| | | | | |
|-------------------------------|------------|-------------|-------------|----------|
| 2220204: Daryeelka Xafiisyada | 39,690,000 | 460,000,000 | 420,310,000 | 1058.98% |
|-------------------------------|------------|-------------|-------------|----------|

| | | | | |
|------------------|-------------------|--------------------|--------------------|-----------------|
| Sub total | 39,690,000 | 460,000,000 | 420,310,000 | 1058.98% |
|------------------|-------------------|--------------------|--------------------|-----------------|

Kababka Hay'adaha Dawladda

| | | | | |
|--------------------------|-------------|-------------|---|-------|
| 2510102: Kabka Raashinka | 157,815,000 | 157,815,000 | 0 | 0.00% |
|--------------------------|-------------|-------------|---|-------|

| | | | | |
|------------------|--------------------|--------------------|----------|--------------|
| Sub total | 157,815,000 | 157,815,000 | 0 | 0.00% |
|------------------|--------------------|--------------------|----------|--------------|

Deeqaha iyo Wareejimaha Kale

| | | | | |
|---|---------------|---------------|---|-------|
| 2640416: Kaalmada Kuliyada Ciidamada Dararwayne | 1,500,000,000 | 1,500,000,000 | 0 | 0.00% |
|---|---------------|---------------|---|-------|

| | | | | |
|------------------|----------------------|----------------------|----------|--------------|
| Sub total | 1,500,000,000 | 1,500,000,000 | 0 | 0.00% |
|------------------|----------------------|----------------------|----------|--------------|

Kharashyada Kale

| | | | | |
|----------------------------|-------------|-------------|---|-------|
| 2840103: Kharashka Gaar Ah | 667,041,398 | 667,041,398 | 0 | 0.00% |
|----------------------------|-------------|-------------|---|-------|

| | | | | |
|------------------|--------------------|--------------------|----------|--------------|
| Sub total | 667,041,398 | 667,041,398 | 0 | 0.00% |
|------------------|--------------------|--------------------|----------|--------------|

Gaadiidka & Qalabka

| | | | | |
|---|--|---------------|---------------|---------|
| 3122001: Iibsiga Gaadiidka & Mishiinada | | 2,550,000,000 | 2,550,000,000 | 100.00% |
|---|--|---------------|---------------|---------|

| | | | | |
|-----------------------------------|----------------|---------------|-----------------|---------|
| 3122014: Iibsiga Saanada Ciidanka | 25,900,000,000 | 4,339,200,000 | -21,560,800,000 | -83.25% |
|-----------------------------------|----------------|---------------|-----------------|---------|

| | | | | |
|------------------|-----------------------|----------------------|------------------------|----------------|
| Sub total | 25,900,000,000 | 6,889,200,000 | -19,010,800,000 | -73.40% |
|------------------|-----------------------|----------------------|------------------------|----------------|

| | | | | |
|-----------------------|------------------------|------------------------|-----------------------|--------------|
| Total: Difaaca | 410,048,130,217 | 422,786,439,718 | 12,738,309,501 | 3.11% |
|-----------------------|------------------------|------------------------|-----------------------|--------------|



1020100: Miisaaniyadda 2023 ee Wasaaradda Horumarinta Biyaha

| Madax | Faahfaahin | 2022 | 2023 | Farqi | % Farqi |
|--|--|----------------------|----------------------|--------------------|----------------|
| Expenditure | | | | | |
| Mashaharka Shaqaalaha Joogtada | | | | | |
| 2110101: | Mushaharka Shaqaalaha | 3,399,409,728 | 3,489,273,216 | 89,863,488 | 2.64% |
| 2110113: | Mashaharka Dalacsiinta Shaqaalaha (Faraq) | | 48,710,400 | 48,710,400 | 100.00% |
| Sub total | | 3,399,409,728 | 3,537,983,616 | 138,573,888 | 4.08% |
| Mushaharka Shaqaalaha aan joogtada ahayn | | | | | |
| 2110203: | Mushaharka Shaqaalaha kale ee joogtada ahayn | 902,800,000 | 902,800,000 | 0 | 0.00% |
| Sub total | | 902,800,000 | 902,800,000 | 0 | 0.00% |
| Gunooyinka | | | | | |
| 2110301: | Gunno Xil | 398,400,000 | 398,400,000 | 0 | 0.00% |
| 2110303: | Gunno Hawleed | 3,606,160,000 | 3,849,760,000 | 243,600,000 | 6.76% |
| 2110308: | Gunno Ciideed | 66,127,776 | 72,464,964 | 6,337,188 | 9.58% |
| 2110316: | Gunada Dhiirgalinta Shaqaalaha | 91,500,000 | 91,500,000 | 0 | 0.00% |
| 2110318: | Gunnada Ciyaartooyga | 189,000,000 | 200,000,000 | 11,000,000 | 5.82% |
| Sub total | | 4,351,187,776 | 4,612,124,964 | 260,937,188 | 6.00% |
| Isticmaalka Nalka & Biyaha | | | | | |
| 2210101: | Isticmaalka Nalka | 85,050,000 | 85,050,000 | 0 | 0.00% |
| 2210102: | Isticmaalka Biyaha | 14,175,000 | 14,175,000 | 0 | 0.00% |
| Sub total | | 99,225,000 | 99,225,000 | 0 | 0.00% |
| Boosaha & Isgaadhsiinta | | | | | |
| 2210201: | Isticmaalka Boosaha & Isgaadhsiinta. | 46,168,840 | 46,168,840 | 0 | 0.00% |
| Sub total | | 46,168,840 | 46,168,840 | 0 | 0.00% |
| Noolka safarada iyo Sahayda Gudaha | | | | | |
| 2210301: | Noolka iyo sahayda Safarada gudaha | 330,750,000 | 330,750,000 | 0 | 0.00% |
| Sub total | | 330,750,000 | 330,750,000 | 0 | 0.00% |
| Noolka iyo sahayda safarada dibada | | | | | |
| 2210401: | Noolka & Sahayda Safarada Dibada | 86,057,280 | 86,057,280 | 0 | 0.00% |
| Sub total | | 86,057,280 | 86,057,280 | 0 | 0.00% |
| Kh.Daabacaadaha,wacyigalinta, Baahinta & Xayeysiisyda | | | | | |
| 2210503: | Wargeysyadda & Bugaagta. | 5,072,326 | 5,311,477 | 239,151 | 4.71% |
| Sub total | | 5,072,326 | 5,311,477 | 239,151 | 4.71% |
| Ijaarka Xafiisyada, Guryahay ,Gadiidka iwm | | | | | |
| 2210602: | Ijaarka Guryaha | 149,688,000 | 149,688,000 | 0 | 0.00% |
| Sub total | | 149,688,000 | 149,688,000 | 0 | 0.00% |
| Kh. Martiqaadyada & Munaasibadaha | | | | | |
| 2210801: | Martiqaadyada & Munaasibadaha | 378,000,000 | 302,400,000 | -75,600,000 | -20.00% |
| Sub total | | 378,000,000 | 302,400,000 | -75,600,000 | -20.00% |
| Alaabta Xafiisyada | | | | | |
| 2211101: | Alaabta Xafiisyadda (Stationery) | 141,750,000 | 141,750,000 | 0 | 0.00% |
| Sub total | | 141,750,000 | 141,750,000 | 0 | 0.00% |
| Shidaalka iyo Saliidaha | | | | | |
| 2211201: | Batrootka, Naafatadda & Saliidaha | 801,139,003 | 801,139,003 | 0 | 0.00% |



| 1020100: Miisaaniyadda 2023 ee Wasaaradda Horumarinta Biyaha | | | | |
|---|-----------------------|-----------------------|-----------------------|----------------|
| Sub total | 801,139,003 | 801,139,003 | 0 | 0.00% |
| Kharashyada kale ee Hawl socodsiinta | | | | |
| 2211320: Kharashka Shaybaarka & Hubinta tayada shidaalka iyo biyaha | 378,000,000 | 378,000,000 | 0 | 0.00% |
| 2211349: Kharashka Sahaminta Shidaalka iyo Biyaha | 567,000,000 | 567,000,000 | 0 | 0.00% |
| 2211360: Kh. Dabagalka Iyo Qiimaynta Hayada Caalimaga ah | 189,000,000 | 189,000,000 | 0 | 0.00% |
| Sub total | 1,134,000,000 | 1,134,000,000 | 0 | 0.00% |
| Daryeelka Gaadiidka Iyo Mishiinada | | | | |
| 2220101: Daryeelka Gaadiidka Iyo Mishiinada | 189,000,000 | 300,000,000 | 111,000,000 | 58.73% |
| Sub total | 189,000,000 | 300,000,000 | 111,000,000 | 58.73% |
| Daryeelka Hantida kale | | | | |
| 2220201: Daryeelka Mishiinada Biyaha & Ceelasha | 1,332,307,502 | 1,221,307,502 | -111,000,000 | -8.33% |
| Sub total | 1,332,307,502 | 1,221,307,502 | -111,000,000 | -8.33% |
| Water Extension Project | | | | |
| 2400240: Mashruuca Biyo-ballaadhinta Magaalooyinka | 14,100,000,000 | 16,180,000,000 | 2,080,000,000 | 14.75% |
| Sub total | 14,100,000,000 | 16,180,000,000 | 2,080,000,000 | 14.75% |
| Kharashyada Kale | | | | |
| 2840104: Kharashyadda Yar Yar Ee Xafiisyadda | 50,000,000 | 50,000,000 | 0 | 0.00% |
| Sub total | 50,000,000 | 50,000,000 | 0 | 0.00% |
| Dhismayaasha | | | | |
| 3121008: Dhismayaasha Ceelasha Iyo harooyinka | 25,264,595,000 | 31,500,000,000 | 6,235,405,000 | 24.68% |
| Sub total | 25,264,595,000 | 31,500,000,000 | 6,235,405,000 | 24.68% |
| Gaadiidka & Qalabka | | | | |
| 3122001: Iibsiga Gaadiidka & Mishiinada | | | 0 | #Num! |
| 3122007: Wiishashka | | 5,000,000,000 | 5,000,000,000 | 100.00% |
| Sub total | 0 | 5,000,000,000 | 5,000,000,000 | 100.00% |
| Total: Wasaaradda Horumarinta Biyaha | 52,761,150,455 | 66,400,705,682 | 13,639,555,227 | 25.85% |



1030100: Miisaaniyadda 2023 ee Komishanka Qaranka ee Xakamaynta HIV/AIDS-ka

| Madax | Faahfaahin | 2022 | 2023 | Farqi | % Farqi |
|--|--|----------------------|----------------------|--------------------|----------------|
| Expenditure | | | | | |
| Mashaharka Shaqaalaha Joogtada | | | | | |
| 2110101: | Mushaharka Shaqaalaha | 2,340,301,392 | 2,464,574,112 | 124,272,720 | 5.31% |
| 2110113: | Mashaharka Dalacsiinta Shaqaalaha (Faraq) | | 63,323,520 | 63,323,520 | 100.00% |
| Sub total | | 2,340,301,392 | 2,527,897,632 | 187,596,240 | 8.02% |
| Mushaharka Shaqaalaha aan joogtada ahayn | | | | | |
| 2110203: | Mushaharka Shaqaalaha kale ee joogtada ahayn | 324,000,000 | 324,000,000 | 0 | 0.00% |
| Sub total | | 324,000,000 | 324,000,000 | 0 | 0.00% |
| Gunooyinka | | | | | |
| 2110301: | Gunno Xil | 330,000,000 | 330,000,000 | 0 | 0.00% |
| 2110303: | Gunno Hawleed | 1,990,680,000 | 2,258,880,000 | 268,200,000 | 13.47% |
| 2110306: | Gunno Ilaalo | 19,400,000 | 19,400,000 | 0 | 0.00% |
| 2110308: | Gunno Ciideed | 41,452,554 | 51,625,002 | 10,172,448 | 24.54% |
| Sub total | | 2,381,532,554 | 2,659,905,002 | 278,372,448 | 11.69% |
| Isticmaalka Nalka & Biyaha | | | | | |
| 2210101: | Isticmaalka Nalka | 18,900,000 | 18,900,000 | 0 | 0.00% |
| 2210102: | Isticmaalka Biyaha | 17,163,664 | 17,163,664 | 0 | 0.00% |
| Sub total | | 36,063,664 | 36,063,664 | 0 | 0.00% |
| Boosaha & Isgaadhsiinta | | | | | |
| 2210201: | Isticmaalka Boosaha & Isgaadhsiinta. | 56,700,000 | 56,700,000 | 0 | 0.00% |
| Sub total | | 56,700,000 | 56,700,000 | 0 | 0.00% |
| Noolka safarada iyo Sahayda Gudaha | | | | | |
| 2210301: | Noolka iyo sahayda Safarada gudaha | 24,570,000 | 24,570,000 | 0 | 0.00% |
| Sub total | | 24,570,000 | 24,570,000 | 0 | 0.00% |
| Kh.Daabacaadaha,wacyigalinta, Baahinta & Xayeysiisyda | | | | | |
| 2210503: | Wargeysyadda & Bugaagta. | 7,325,772 | 7,226,906 | -98,866 | -1.35% |
| 2210504: | Kharashka Wacyigalinta | 756,000,000 | 756,000,000 | 0 | 0.00% |
| Sub total | | 763,325,772 | 763,226,906 | -98,866 | -0.01% |
| Ijaarka Xafiisyada, Guryahay ,Gadiidka iwm | | | | | |
| 2210603: | Ijaarka Xafiisyada | 189,000,000 | 189,000,000 | 0 | 0.00% |
| Sub total | | 189,000,000 | 189,000,000 | 0 | 0.00% |
| Kh. Martiqaadyada & Munaasibadaha | | | | | |
| 2210801: | Martiqaadyada & Munaasibadaha | 30,712,500 | 24,570,000 | -6,142,500 | -20.00% |
| Sub total | | 30,712,500 | 24,570,000 | -6,142,500 | -20.00% |
| libsiga Alaabooyinka Gaarka | | | | | |
| 2211005: | libsiga Rashinka Iyo Wixii Soo Raaca | 400,000,000 | 700,000,000 | 300,000,000 | 75.00% |
| Sub total | | 400,000,000 | 700,000,000 | 300,000,000 | 75.00% |
| Alaabta Xafiisyada | | | | | |
| 2211101: | Alaabta Xafiisyadda (Stationery) | 54,213,038 | 54,213,038 | 0 | 0.00% |
| Sub total | | 54,213,038 | 54,213,038 | 0 | 0.00% |
| Shidaalka iyo Saliidaha | | | | | |
| 2211201: | Batrootka, Naafatadda & Saliidaha | 226,800,000 | 226,800,000 | 0 | 0.00% |



1030100: Miisaaniyadda 2023 ee Komishanka Qaranka ee Xakamaynta HIV/AIDS-ka

| | | | | | |
|---|----------------------|----------------------|----------------------|--------------------|----------------|
| Sub total | | 226,800,000 | 226,800,000 | 0 | 0.00% |
| Kharashyada kale ee Hawl socodsiinta | | | | | |
| 2211377: Kharashka Cilmi Baadhista | | 100,000,000 | 100,000,000 | 100.00% | |
| Sub total | | 0 | 100,000,000 | 100,000,000 | 100.00% |
| Daryeelka Gaadiidka Iyo Mishiinada | | | | | |
| 2220101: Daryeelka Gaadiidka Iyo Mishiinada | 44,651,250 | 44,651,250 | 0 | 0.00% | |
| Sub total | 44,651,250 | 44,651,250 | 0 | 0.00% | |
| Kharashyada Kale | | | | | |
| 2840104: Kharashyadda Yar Yar Ee Xafiisyadda | 34,000,000 | 34,000,000 | 0 | 0.00% | |
| Sub total | 34,000,000 | 34,000,000 | 0 | 0.00% | |
| Gaadiidka & Qalabka | | | | | |
| 3122001: Iibsiga Gaadiidka & Mishiinada | | 250,000,000 | 250,000,000 | 100.00% | |
| 3122005: Alaabta & Agabka kale | 100,000,000 | 100,000,000 | 0 | 0.00% | |
| Sub total | 100,000,000 | 350,000,000 | 250,000,000 | 250.00% | |
| Total: Komishanka Qaranka ee Xakamaynta HIV/AIDS | 7,005,870,170 | 8,115,597,492 | 1,109,727,322 | 15.84% | |



1030200: Miisaaniyadda 2023 ee Wasaaradda Horumarinta Caafimaadka

| Madax Faahfaahin | 2022 | 2023 | Farqi | % Farqi |
|---|-----------------------|-----------------------|----------------------|----------------|
| Expenditure | | | | |
| Mashaharka Shaqaalaha Joogtada | | | | |
| 2110101: Mushaharka Shaqaalaha | 40,578,000,032 | 42,938,603,136 | 2,360,603,104 | 5.82% |
| 2110107: Mushaharka Shaqaalaha TMP-ga | | 91,651,968 | 91,651,968 | 100.00% |
| 2110113: Mashaharka Dalacsiinta Shaqaalaha (Faraq) | | 209,454,720 | 209,454,720 | 100.00% |
| Sub total | 40,578,000,032 | 43,239,709,824 | 2,661,709,792 | 6.56% |
| Mushaharka Shaqaalaha aan joogtada ahayn | | | | |
| 2110201: Mushaharka Shaqaalaha Aan J/Ahayn ee heshiiska lagula jiro | 10,439,400,000 | 11,639,400,000 | 1,200,000,000 | 11.49% |
| 2110203: Mushaharka Shaqaalaha kale ee joogtada ahayn | 1,933,520,000 | 1,933,520,000 | 0 | 0.00% |
| Sub total | 12,372,920,000 | 13,572,920,000 | 1,200,000,000 | 9.70% |
| Gunooyinka | | | | |
| 2110301: Gunno Xil | 514,800,000 | 514,800,000 | 0 | 0.00% |
| 2110302: Gunno Xagaayeed/Geedfuul | 803,856,000 | 803,856,000 | 0 | 0.00% |
| 2110303: Gunno Hawleed | 4,773,924,000 | 5,853,724,000 | 1,079,800,000 | 22.62% |
| 2110308: Gunno Ciideed | 769,142,088 | 894,657,192 | 125,515,104 | 16.32% |
| 2110316: Gunada Dhiirigalinta Shaqaalaha | 87,568,733 | 87,568,733 | 0 | 0.00% |
| 2110318: Gunnada Ciyaartooyga | 289,170,000 | 289,170,000 | 0 | 0.00% |
| Sub total | 7,238,460,821 | 8,443,775,925 | 1,205,315,104 | 16.65% |
| Isticmaalka Nalka & Biyaha | | | | |
| 2210101: Isticmaalka Nalka | 122,850,000 | 182,850,000 | 60,000,000 | 48.84% |
| 2210102: Isticmaalka Biyaha | 117,298,170 | 107,298,170 | -10,000,000 | -8.53% |
| 2210104: Isticmaalka Alaabta iyo Adeega kale | 137,025,000 | 147,025,000 | 10,000,000 | 7.30% |
| Sub total | 377,173,170 | 437,173,170 | 60,000,000 | 15.91% |
| Boosaha & Isgaadhsiinta | | | | |
| 2210201: Isticmaalka Boosaha & Isgaadhsiinta. | 218,476,440 | 158,476,440 | -60,000,000 | -27.46% |
| Sub total | 218,476,440 | 158,476,440 | -60,000,000 | -27.46% |
| Noolka safarada iyo Sahayda Gudaha | | | | |
| 2210301: Noolka iyo sahayda Safarada gudaha | 94,500,000 | 74,500,000 | -20,000,000 | -21.16% |
| Sub total | 94,500,000 | 74,500,000 | -20,000,000 | -21.16% |
| Noolka iyo sahayda safarada dibada | | | | |
| 2210401: Noolka & Sahayda Safarada Dibada | 94,500,000 | 94,500,000 | 0 | 0.00% |
| Sub total | 94,500,000 | 94,500,000 | 0 | 0.00% |
| Kh.Daabacaadaha, wacyigalinta, Baahinta & Xayeysiisyda | | | | |
| 2210503: Wargeysyadda & Bugaagta. | 53,312,417 | 62,315,554 | 9,003,137 | 16.89% |
| 2210504: Kharashka Wacyigalinta | 269,325,000 | 269,325,000 | 0 | 0.00% |
| Sub total | 322,637,417 | 331,640,554 | 9,003,137 | 2.79% |
| Kh. Tababaraka & Imtixaanada | | | | |
| 2210701: Tababaraka & Imtixaanada. | 134,662,500 | 134,662,500 | 0 | 0.00% |
| 2210714: Gunnada Latababaraha | | 903,000,000 | 903,000,000 | 100.00% |
| Sub total | 134,662,500 | 1,037,662,500 | 903,000,000 | 670.57% |
| Kh. Martiqaadyada & Munaasibadaha | | | | |
| 2210801: Martiqaadyada & Munaasibadaha | 231,525,000 | 185,220,000 | -46,305,000 | -20.00% |



1030200: Miisaaniyadda 2023 ee Wasaaradda Horumarinta Caafimaadka

| | | | | |
|--|-----------------------|-----------------------|------------------------|----------------|
| Sub total | 231,525,000 | 185,220,000 | -46,305,000 | -20.00% |
| libsiga Alaabooyinka Gaarka | | | | |
| 2211001: Daawada | 472,500,000 | 442,500,000 | -30,000,000 | -6.35% |
| 2211002: Daawada Mishiinada kelyaha | 2,835,000,000 | 3,535,000,000 | 700,000,000 | 24.69% |
| 2211005: libsiga Rashinka Iyo Wixii Soo Raaca | 1,271,579,263 | 1,271,579,260 | -3 | 0.00% |
| 2211006: libsiga Dharka & Dirayska | 44,887,500 | 34,887,500 | -10,000,000 | -22.28% |
| Sub total | 4,623,966,763 | 5,283,966,760 | 659,999,997 | 14.27% |
| Alaabta Xafiisyada | | | | |
| 2211101: Alaabta Xafiisyadda (Stationery) | 137,355,750 | 147,355,750 | 10,000,000 | 7.28% |
| Sub total | 137,355,750 | 147,355,750 | 10,000,000 | 7.28% |
| Shidaalka iyo Saliidaha | | | | |
| 2211201: Batroolka, Naafatadda & Saliidaha | 531,475,182 | 561,475,182 | 30,000,000 | 5.64% |
| Sub total | 531,475,182 | 561,475,182 | 30,000,000 | 5.64% |
| Kharashyada kale ee Hawl socodsiinta | | | | |
| 2211302: Kharashka Horumarinta Caafimaadka Gobolada | | 600,000,000 | 600,000,000 | 100.00% |
| 2211304: Kharashka Cusbitalada (7 Cusbital) | 5,974,059,420 | 7,074,059,420 | 1,100,000,000 | 18.41% |
| 2211305: Kharashka Cusbitalada Haleya, W.Hargaysa & Oog | 1,182,095,000 | 1,500,000,000 | 317,905,000 | 26.89% |
| Sub total | 7,156,154,420 | 9,174,059,420 | 2,017,905,000 | 28.20% |
| Daryeelka Gaadiidka Iyo Mishiinada | | | | |
| 2220101: Daryeelka Gaadiidka Iyo Mishiinada | 206,752,195 | 226,752,195 | 20,000,000 | 9.67% |
| Sub total | 206,752,195 | 226,752,195 | 20,000,000 | 9.67% |
| Daryeelka Hantida kale | | | | |
| 2220203: Daryeelka Cisbitaalada Iyo MCH-yada | 336,609,000 | 316,609,000 | -20,000,000 | -5.94% |
| Sub total | 336,609,000 | 316,609,000 | -20,000,000 | -5.94% |
| Share of JPLG Project(MoHD share) | | | | |
| 2400217: Mashruuca Horumarinta Dawladaha Hoose (JPLG) | 1,020,000,000 | 1,020,000,000 | 0 | 0.00% |
| 2400226: Mashruuca Caafimaadka ee L/caanood & Ceerigaabo | 3,985,800,000 | 3,985,800,000 | 0 | 0.00% |
| 2400232: Mashruuca Daryeelka Dhimirka | 12,000,000,000 | 17,480,000,000 | 5,480,000,000 | 45.67% |
| 2400243: Sanduuqa Ka Hortagga Covid-19 | 21,238,468,382 | | -21,238,468,382 | -100.00% |
| Sub total | 38,244,268,382 | 22,485,800,000 | -15,758,468,382 | -41.20% |
| Deeqaha kale ee waxbarasho | | | | |
| 2640111: Kaalmada Machadka Kalkaaliyayaasha | 300,000,000 | 400,000,000 | 100,000,000 | 33.33% |
| Sub total | 300,000,000 | 400,000,000 | 100,000,000 | 33.33% |
| Kaalmada & Gurmada Xaaladaha Deg-degga ah | | | | |
| 2640207: Kaalmada Deg-degga ah ee Caafimaadka & Daawada | | 690,000,000 | 690,000,000 | 100.00% |
| Sub total | 0 | 690,000,000 | 690,000,000 | 100.00% |
| Deeqaha iyo Wareejimaha Kale | | | | |
| 2640403: Kaalmada Lixda Cisbitaal | 3,500,000,000 | 3,500,000,000 | 0 | 0.00% |
| 2640404: Kaalmada Bisha Cas | 100,000,000 | 100,000,000 | 0 | 0.00% |
| 2640408: Kaalmada Umulisooyinka | 300,000,000 | 300,000,000 | 0 | 0.00% |



| 1030200: Miisaaniyadda 2023 ee Wasaaradda Horumarinta Caafimaadka | | | | |
|--|------------------------|------------------------|------------------------|----------------|
| 2640409: Kaalmada Ururka Shaybaariistayaasha | 150,000,000 | 150,000,000 | 0 | 0.00% |
| 2640413: Kaalmooyinka Cisbitaaladda Dhimirka | 1,290,000,000 | | -1,290,000,000 | -100.00% |
| 2640414: Kaalmada Ururka Dhakhaatiirta S/Land | 80,000,000 | 150,000,000 | 70,000,000 | 87.50% |
| 2640415: Kaalmooyinka Guud. | 227,000,000 | 827,000,000 | 600,000,000 | 264.32% |
| Sub total | 5,647,000,000 | 5,027,000,000 | -620,000,000 | -10.98% |
| Kharashyada Kale | | | | |
| 2840104: Kharashyadda Yar Yar Ee Xafiisyadda | 74,955,039 | 74,955,000 | -39 | 0.00% |
| Sub total | 74,955,039 | 74,955,000 | -39 | 0.00% |
| Dhismayaasha | | | | |
| 3121001: Dhismayasha Xafiisyada, Dugsiyada iyo cusbitaalada | 4,375,000,000 | 1,700,000,000 | -2,675,000,000 | -61.14% |
| Sub total | 4,375,000,000 | 1,700,000,000 | -2,675,000,000 | -61.14% |
| Gaadiidka & Qalabka | | | | |
| 3122001: Iibsiga Gaadiidka & Mishiinada | 1,349,000,000 | | -1,349,000,000 | -100.00% |
| 3122011: Iibsiga Qalabka Caafimaadka | 2,400,000,000 | 2,400,000,000 | 0 | 0.00% |
| Sub total | 3,749,000,000 | 2,400,000,000 | -1,349,000,000 | -35.98% |
| Total: Wasaaradda Horumarinta Caafimaadka | 127,045,392,111 | 116,063,551,721 | -10,981,840,390 | -8.64% |



1030300: Miisaaniyadda 2023 ee Komishanka Qaranka ee Mihnedlayaasha Caafimaadka

| Madax | Faahfaahin | 2022 | 2023 | Farqi | % Farqi |
|---|--|----------------------|----------------------|-------------------|----------------|
| Expenditure | | | | | |
| Mashaharka Shaqaalaha Joogtada | | | | | |
| 2110101: | Mushaharka Shaqaalaha | 746,460,000 | 770,840,928 | 24,380,928 | 3.27% |
| Sub total | | 746,460,000 | 770,840,928 | 24,380,928 | 3.27% |
| Mushaharka Shaqaalaha aan joogtada ahayn | | | | | |
| 2110203: | Mushaharka Shaqaalaha kale ee joogtada ahayn | 178,440,000 | 178,440,000 | 0 | 0.00% |
| Sub total | | 178,440,000 | 178,440,000 | 0 | 0.00% |
| Gunooyinka | | | | | |
| 2110301: | Gunno Xil | 288,000,000 | 288,000,000 | 0 | 0.00% |
| 2110303: | Gunno Hawleed | 765,600,000 | 841,200,000 | 75,600,000 | 9.87% |
| 2110306: | Gunno Ilaalo | 20,000,000 | 20,000,000 | 0 | 0.00% |
| 2110308: | Gunno Ciideed | 13,033,878 | 16,059,186 | 3,025,308 | 23.21% |
| Sub total | | 1,086,633,878 | 1,165,259,186 | 78,625,308 | 7.24% |
| Isticmaalka Nalka & Biyaha | | | | | |
| 2210101: | Isticmaalka Nalka | 9,863,438 | 27,863,438 | 18,000,000 | 182.49% |
| 2210102: | Isticmaalka Biyaha | 4,725,000 | 9,725,000 | 5,000,000 | 105.82% |
| Sub total | | 14,588,438 | 37,588,438 | 23,000,000 | 157.66% |
| Boosaha & Isgaadhsiinta | | | | | |
| 2210201: | Isticmaalka Boosaha & Isgaadhsiinta. | 30,712,500 | 30,712,500 | 0 | 0.00% |
| Sub total | | 30,712,500 | 30,712,500 | 0 | 0.00% |
| Noolka safarada iyo Sahayda Gudaha | | | | | |
| 2210301: | Noolka iyo sahayda Safarada gudaha | 66,150,000 | 66,150,000 | 0 | 0.00% |
| Sub total | | 66,150,000 | 66,150,000 | 0 | 0.00% |
| Kh.Daabacaadaha,wacyigalinta, Baahinta & Xayeysiisyada | | | | | |
| 2210503: | Wargeysyadda & Bugaagta. | 2,362,500 | 3,008,125 | 645,625 | 27.33% |
| Sub total | | 2,362,500 | 3,008,125 | 645,625 | 27.33% |
| Ijaarka Xafiisyada, Guryahay ,Gadiidka iwm | | | | | |
| 2210603: | Ijaarka Xafiisyada | 154,224,000 | 172,224,000 | 18,000,000 | 11.67% |
| Sub total | | 154,224,000 | 172,224,000 | 18,000,000 | 11.67% |
| Kh. Tababaraka & Imtixaanada | | | | | |
| 2210701: | Tababarka & Imtixaanada. | 189,000,000 | 189,000,000 | 0 | 0.00% |
| Sub total | | 189,000,000 | 189,000,000 | 0 | 0.00% |
| Kh. Martiqaadyada & Munaasibadaha | | | | | |
| 2210801: | Martiqaadyada & Munaasibadaha | 17,577,000 | 14,061,600 | -3,515,400 | -20.00% |
| Sub total | | 17,577,000 | 14,061,600 | -3,515,400 | -20.00% |
| Alaabta Xafiisyada | | | | | |
| 2211101: | Alaabta Xafiisyadda (Stationery) | 47,250,000 | 47,250,000 | 0 | 0.00% |
| Sub total | | 47,250,000 | 47,250,000 | 0 | 0.00% |
| Shidaalka iyo Saliidaha | | | | | |
| 2211201: | Batrootka, Naafatadda & Saliidaha | 85,050,000 | 85,050,000 | 0 | 0.00% |
| Sub total | | 85,050,000 | 85,050,000 | 0 | 0.00% |
| Kharashyada kale ee Hawl socodsiinta | | | | | |



| 1030300: Miisaaniyadda 2023 ee Komishanka Qaranka ee Mihnedlayaasha Caafimaadka | | | | |
|--|----------------------|----------------------|--------------------|----------------|
| 2211347: Kharashka kormeerka Dugsiyada & Jaamacada | 94,500,000 | 94,500,000 | 0 | 0.00% |
| 2211373: Kharashka Tirakoobka | 141,750,000 | 141,750,000 | 0 | 0.00% |
| Sub total | 236,250,000 | 236,250,000 | 0 | 0.00% |
| Daryeelka Gaadiidka Iyo Mishiinada | | | | |
| 2220101: Daryeelka Gaadiidka Iyo Mishiinada | 27,641,250 | 27,641,250 | 0 | 0.00% |
| Sub total | 27,641,250 | 27,641,250 | 0 | 0.00% |
| Kharashyada Kale | | | | |
| 2840104: Kharashyadda Yar Yar Ee Xafiisyadda | 12,000,000 | 12,000,000 | 0 | 0.00% |
| Sub total | 12,000,000 | 12,000,000 | 0 | 0.00% |
| Gaadiidka & Qalabka | | | | |
| 3122005: Alaabta & Agabka kale | 100,000,000 | 25,000,000 | -75,000,000 | -75.00% |
| Sub total | 100,000,000 | 25,000,000 | -75,000,000 | -75.00% |
| Total: Komishanka Qaranka ee Mihnedlayaasha Caafi | 2,994,339,566 | 3,060,476,027 | 66,136,461 | 2.21% |



1030400: Miisaaniyadda 2023 ee Hay'adda Dhawrista Tayada

| Madax | Faahfaahin | 2022 | 2023 | Farqi | % Farqi |
|---|--|----------------------|----------------------|--------------------|----------------|
| Expenditure | | | | | |
| Mashaharka Shaqaalaha Joogtada | | | | | |
| 2110101: | Mushaharka Shaqaalaha | 2,231,534,448 | 2,610,694,944 | 379,160,496 | 16.99% |
| 2110113: | Mashaharka Dalacsiinta Shaqaalaha (Faraq) | | 43,839,360 | 43,839,360 | 100.00% |
| Sub total | | 2,231,534,448 | 2,654,534,304 | 422,999,856 | 18.96% |
| Mushaharka Shaqaalaha aan joogtada ahayn | | | | | |
| 2110203: | Mushaharka Shaqaalaha kale ee joogtada ahayn | 564,000,000 | 564,000,000 | 0 | 0.00% |
| Sub total | | 564,000,000 | 564,000,000 | 0 | 0.00% |
| Gunooyinka | | | | | |
| 2110301: | Gunno Xil | 566,400,000 | 566,400,000 | 0 | 0.00% |
| 2110303: | Gunno Hawleed | 1,820,220,000 | 2,347,200,000 | 526,980,000 | 28.95% |
| 2110306: | Gunno Ilaalo | 30,000,000 | 30,000,000 | 0 | 0.00% |
| 2110308: | Gunno Ciideed | 36,910,302 | 54,389,478 | 17,479,176 | 47.36% |
| 2110316: | Gunada Dhiirigalinta Shaqaalaha | 21,615,594 | 21,615,594 | 0 | 0.00% |
| 2110318: | Gunnada Ciyaartooyga | 94,500,000 | 94,500,000 | 0 | 0.00% |
| Sub total | | 2,569,645,896 | 3,114,105,072 | 544,459,176 | 21.19% |
| Isticmaalka Nalka & Biyaha | | | | | |
| 2210101: | Isticmaalka Nalka | 9,450,000 | 21,450,000 | 12,000,000 | 126.98% |
| 2210102: | Isticmaalka Biyaha | 18,900,000 | 18,900,000 | 0 | 0.00% |
| Sub total | | 28,350,000 | 40,350,000 | 12,000,000 | 42.33% |
| Boosaha & Isgaadhsiinta | | | | | |
| 2210201: | Isticmaalka Boosaha & Isgaadhsiinta. | 33,075,000 | 33,075,000 | 0 | 0.00% |
| Sub total | | 33,075,000 | 33,075,000 | 0 | 0.00% |
| Noolka safarada iyo Sahayda Gudaha | | | | | |
| 2210301: | Noolka iyo sahayda Safarada gudaha | 108,675,000 | 108,675,000 | 0 | 0.00% |
| Sub total | | 108,675,000 | 108,675,000 | 0 | 0.00% |
| Noolka iyo sahayda safarada dibada | | | | | |
| 2210401: | Noolka & Sahayda Safarada Dibada | 47,250,000 | 47,250,000 | 0 | 0.00% |
| Sub total | | 47,250,000 | 47,250,000 | 0 | 0.00% |
| Kh.Daabacaadaha,wacyigalinta, Baahinta & Xayeysiisyada | | | | | |
| 2210503: | Wargeysyadda & Bugaagta. | 12,285,709 | 8,742,852 | -3,542,856 | -28.84% |
| Sub total | | 12,285,709 | 8,742,852 | -3,542,856 | -28.84% |
| Ijaarka Xafiisyada, Guryahay ,Gadiidka iwm | | | | | |
| 2210603: | Ijaarka Xafiisyada | 79,962,120 | 79,962,120 | 0 | 0.00% |
| Sub total | | 79,962,120 | 79,962,120 | 0 | 0.00% |
| Kh. Tababaraka & Imtixaanada | | | | | |
| 2210701: | Tababarka & Imtixaanada. | | 100,000,000 | 100,000,000 | 100.00% |
| Sub total | | 0 | 100,000,000 | 100,000,000 | 100.00% |
| Kh. Martiqaadyada & Munaasibadaha | | | | | |
| 2210801: | Martiqaadyada & Munaasibadaha | 47,250,000 | 37,800,000 | -9,450,000 | -20.00% |
| Sub total | | 47,250,000 | 37,800,000 | -9,450,000 | -20.00% |



| 1030400: Miisaaniyadda 2023 ee Hay'adda Dhawrista Tayada | | | | |
|---|-----------------------|-----------------------|-----------------------|----------------|
| 2211006: Iibsiga Dharka & Dirayska | 13,230,000 | 13,230,000 | 0 | 0.00% |
| Sub total | 13,230,000 | 13,230,000 | 0 | 0.00% |
| Alaabta Xafiisyada | | | | |
| 2211101: Alaabta Xafiisyadda (Stationery) | 66,150,000 | 76,150,000 | 10,000,000 | 15.12% |
| Sub total | 66,150,000 | 76,150,000 | 10,000,000 | 15.12% |
| Shidaalka iyo Saliidaha | | | | |
| 2211201: Batroolka, Naafatadda & Saliidaha | 392,175,000 | 442,175,000 | 50,000,000 | 12.75% |
| Sub total | 392,175,000 | 442,175,000 | 50,000,000 | 12.75% |
| Kharashyada kale ee Hawl socodsiinta | | | | |
| 2211317: Kharashka Sameynta Heer Tayeedka | 283,500,000 | 283,500,000 | 0 | 0.00% |
| 2211318: Kharashka Gubista Alaabta Xumaatey | 94,500,000 | 24,500,000 | -70,000,000 | -74.07% |
| 2211321: Kharashka Shaybaarka & Hubinta Contada iyo Daawada | 3,213,000,000 | 3,213,000,000 | 0 | 0.00% |
| 2211342: Kh/Samaynta IT-ga iyo Databaseka | 14,175,000 | 14,175,000 | 0 | 0.00% |
| 2211376: Kh. Baadhida Alaabta Iyo Cunada | 412,260,974 | 412,260,974 | 0 | 0.00% |
| Sub total | 4,017,435,974 | 3,947,435,974 | -70,000,000 | -1.74% |
| Daryeelka Gaadiidka Iyo Mishiinada | | | | |
| 2220101: Daryeelka Gaadiidka Iyo Mishiinada | 120,416,625 | 240,416,625 | 120,000,000 | 99.65% |
| Sub total | 120,416,625 | 240,416,625 | 120,000,000 | 99.65% |
| Kharashyada Kale | | | | |
| 2840104: Kharashyadda Yar Yar Ee Xafiisyadda | 120,275,000 | 120,275,000 | 0 | 0.00% |
| Sub total | 120,275,000 | 120,275,000 | 0 | 0.00% |
| Gaadiidka & Qalabka | | | | |
| 3122001: Iibsiga Gaadiidka & Mishiinada | 323,000,000 | 127,500,000 | -195,500,000 | -60.53% |
| 3122013: Iibsiga Mishiinada Shaybaadhada | 4,800,000,000 | | -4,800,000,000 | -100.00% |
| Sub total | 5,123,000,000 | 127,500,000 | -4,995,500,000 | -97.51% |
| Total: Hay'adda Dhawrista Tayada | 15,574,710,772 | 11,755,676,947 | -3,819,033,824 | -24.52% |



1040100: Miisaaniyadda 2023 ee Hay'adda U Diyaargarawga Aafooyinka & Kayka Raashinka

| Madax | Faahfaahin | 2022 | 2023 | Farqi | % Farqi |
|--|--|----------------------|----------------------|--------------------|----------------|
| Expenditure | | | | | |
| Mashaharka Shaqaalaha Joogtada | | | | | |
| 2110101: | Mushaharka Shaqaalaha | 1,623,946,896 | 1,869,959,520 | 246,012,624 | 15.15% |
| 2110113: | Mashaharka Dalacsiinta Shaqaalaha (Faraq) | | 24,355,200 | 24,355,200 | 100.00% |
| Sub total | | 1,623,946,896 | 1,894,314,720 | 270,367,824 | 16.65% |
| Mushaharka Shaqaalaha aan joogtada ahayn | | | | | |
| 2110203: | Mushaharka Shaqaalaha kale ee joogtada ahayn | 329,584,800 | 258,000,000 | -71,584,800 | -21.72% |
| Sub total | | 329,584,800 | 258,000,000 | -71,584,800 | -21.72% |
| Gunooyinka | | | | | |
| 2110301: | Gunno Xil | 262,800,000 | 262,800,000 | 0 | 0.00% |
| 2110303: | Gunno Hawleed | 1,543,860,000 | 1,853,344,800 | 309,484,800 | 20.05% |
| 2110306: | Gunno Ilaalo | 57,600,000 | 57,600,000 | 0 | 0.00% |
| 2110308: | Gunno Ciideed | 31,944,198 | 38,957,490 | 7,013,292 | 21.95% |
| 2110316: | Gunada Dhiirigalinta Shaqaalaha | 50,270,290 | 50,270,290 | 0 | 0.00% |
| Sub total | | 1,946,474,488 | 2,262,972,580 | 316,498,092 | 16.26% |
| Isticmaalka Nalka & Biyaha | | | | | |
| 2210101: | Isticmaalka Nalka | 59,719,880 | 67,719,880 | 8,000,000 | 13.40% |
| 2210102: | Isticmaalka Biyaha | 16,065,000 | 8,065,000 | -8,000,000 | -49.80% |
| Sub total | | 75,784,880 | 75,784,880 | 0 | 0.00% |
| Boosaha & Isgaadhsiinta | | | | | |
| 2210201: | Isticmaalka Boosaha & Isgaadhsiinta. | 63,315,000 | 93,665,000 | 30,350,000 | 47.93% |
| Sub total | | 63,315,000 | 93,665,000 | 30,350,000 | 47.93% |
| Noolka safarada iyo Sahayda Gudaha | | | | | |
| 2210301: | Noolka iyo sahayda Safarada gudaha | 165,375,000 | 161,375,000 | -4,000,000 | -2.42% |
| Sub total | | 165,375,000 | 161,375,000 | -4,000,000 | -2.42% |
| Noolka iyo sahayda safarada dibada | | | | | |
| 2210401: | Noolka & Sahayda Safarada Dibada | 141,750,000 | 127,000,000 | -14,750,000 | -10.41% |
| Sub total | | 141,750,000 | 127,000,000 | -14,750,000 | -10.41% |
| Kh.Daabacaadaha,wacyigalinta, Baahinta & Xayeysiisyda | | | | | |
| 2210503: | Wargeysyadda & Bugaagta. | 19,303,704 | 15,558,148 | -3,745,556 | -19.40% |
| 2210504: | Kharashka Wacyigalinta | 37,800,000 | 30,000,000 | -7,800,000 | -20.63% |
| Sub total | | 57,103,704 | 45,558,148 | -11,545,556 | -20.22% |
| Ijaarka Xafiisyada, Guryahay ,Gadiidka iwm | | | | | |
| 2210601: | Ijaarka Gaadiidka | 94,500,000 | 50,000,000 | -44,500,000 | -47.09% |
| Sub total | | 94,500,000 | 50,000,000 | -44,500,000 | -47.09% |
| Kh. Martiqaadyada & Munaasibadaha | | | | | |
| 2210801: | Martiqaadyada & Munaasibadaha | 37,800,000 | 24,000,000 | -13,800,000 | -36.51% |
| Sub total | | 37,800,000 | 24,000,000 | -13,800,000 | -36.51% |
| Alaabta Xafiisyada | | | | | |
| 2211101: | Alaabta Xafiisyadda (Stationery) | 52,937,010 | 49,937,010 | -3,000,000 | -5.67% |
| Sub total | | 52,937,010 | 49,937,010 | -3,000,000 | -5.67% |
| Shidaalka iyo Saliidaha | | | | | |



1040100: Miisaaniyadda 2023 ee Hay'adda U Diyaargarawga Aafooyinka & Kayka Raashinka

| | | | | |
|---|----------------------|-----------------------|----------------------|----------------|
| 2211201: Batroolka, Naafatadda & Saliidaha | 368,550,000 | 543,050,000 | 174,500,000 | 47.35% |
| Sub total | 368,550,000 | 543,050,000 | 174,500,000 | 47.35% |
| Kharashyada kale ee Hawl socodsiinta | | | | |
| 2211315: Kh. Rarista/Dejinta & Khallisaadda Alaabooyinka | 103,950,000 | 111,950,000 | 8,000,000 | 7.70% |
| 2211377: Kharashka Cilmi Baadhista | 122,850,000 | 122,850,000 | 0 | 0.00% |
| Sub total | 226,800,000 | 234,800,000 | 8,000,000 | 3.53% |
| Daryeelka Gaadiidka Iyo Mishiinada | | | | |
| 2220101: Daryeelka Gaadiidka Iyo Mishiinada | 274,050,000 | 407,550,000 | 133,500,000 | 48.71% |
| Sub total | 274,050,000 | 407,550,000 | 133,500,000 | 48.71% |
| Daryeelka Hantida kale | | | | |
| 2220205: Daryeelka Guryaha | 283,500,000 | 403,000,000 | 119,500,000 | 42.15% |
| Sub total | 283,500,000 | 403,000,000 | 119,500,000 | 42.15% |
| Deeqaha Qaxoontiga & Barakacayaash | | | | |
| 2640205: Kharashka Gurmada Aafooyinka | 4,000,000,000 | 5,000,000,000 | 1,000,000,000 | 25.00% |
| Sub total | 4,000,000,000 | 5,000,000,000 | 1,000,000,000 | 25.00% |
| Kharashyada Kale | | | | |
| 2840104: Kharashyada Yar Yar Ee Xafiisyadda | 12,686,848 | 12,686,848 | 0 | 0.00% |
| Sub total | 12,686,848 | 12,686,848 | 0 | 0.00% |
| Gaadiidka & Qalabka | | | | |
| 3122001: Iibsiga Gaadiidka & Mishiinada | 105,000,000 | 38,250,000 | -66,750,000 | -63.57% |
| 3122005: Alaabta & Agabka kale | 59,000,000 | 59,000,000 | 0 | 0.00% |
| Sub total | 164,000,000 | 97,250,000 | -66,750,000 | -40.70% |
| Total: Hay'adda U Diyaargarawga Aafooyinka & Kay | 9,918,158,626 | 11,740,944,186 | 1,822,785,560 | 18.38% |



1040200: Miisaaniyadda 2023 ee Wasaaradda Deegaanka & Isbedelka Cimilada

| Madax Faahfaahin | 2022 | 2023 | Farqi | % Farqi |
|--|----------------------|----------------------|--------------------|----------------|
| Expenditure | | | | |
| Mashaharka Shaqaalaha Joogtada | | | | |
| 2110101: Mushaharka Shaqaalaha | 7,358,180,544 | 7,974,509,664 | 616,329,120 | 8.38% |
| 2110113: Mashaharka Dalacsiinta Shaqaalaha (Faraq) | | 48,710,400 | 48,710,400 | 100.00% |
| Sub total | 7,358,180,544 | 8,023,220,064 | 665,039,520 | 9.04% |
| Mushaharka Shaqaalaha aan joogtada ahayn | | | | |
| 2110203: Mushaharka Shaqaalaha kale ee joogtada ahayn | 213,600,000 | 213,600,000 | 0 | 0.00% |
| Sub total | 213,600,000 | 213,600,000 | 0 | 0.00% |
| Gunooyinka | | | | |
| 2110301: Gunno Xil | 344,400,000 | 362,400,000 | 18,000,000 | 5.23% |
| 2110303: Gunno Hawleed | 6,254,400,000 | 6,559,200,000 | 304,800,000 | 4.87% |
| 2110308: Gunno Ciideed | 149,953,518 | 160,635,618 | 10,682,100 | 7.12% |
| Sub total | 6,748,753,518 | 7,082,235,618 | 333,482,100 | 4.94% |
| Kharashyada Kale ee Shaaqaalaha | | | | |
| 2130101: Dawaawaynta & Caafimaadka | 40,000,000 | 40,000,000 | 0 | 0.00% |
| Sub total | 40,000,000 | 40,000,000 | 0 | 0.00% |
| Isticmaalka Nalka & Biyaha | | | | |
| 2210101: Isticmaalka Nalka | 94,500,000 | 94,500,000 | 0 | 0.00% |
| 2210102: Isticmaalka Biyaha | 51,030,000 | 51,030,000 | 0 | 0.00% |
| Sub total | 145,530,000 | 145,530,000 | 0 | 0.00% |
| Boosaha & Isgaadhsiinta | | | | |
| 2210201: Isticmaalka Boosaha & Isgaadhsiinta. | 132,364,260 | 132,364,260 | 0 | 0.00% |
| Sub total | 132,364,260 | 132,364,260 | 0 | 0.00% |
| Noolka safarada iyo Sahayda Gudaha | | | | |
| 2210301: Noolka iyo sahayda Safarada gudaha | 66,150,000 | 66,150,000 | 0 | 0.00% |
| Sub total | 66,150,000 | 66,150,000 | 0 | 0.00% |
| Noolka iyo sahayda safarada dibada | | | | |
| 2210401: Noolka & Sahayda Safarada Dibada | 66,150,000 | 31,150,000 | -35,000,000 | -52.91% |
| Sub total | 66,150,000 | 31,150,000 | -35,000,000 | -52.91% |
| Kh.Daabacaadaha,wacyigalinta, Baahinta & Xayeysiisyda | | | | |
| 2210503: Wargeysyadda & Bugaagta. | 56,901,723 | 48,366,465 | -8,535,258 | -15.00% |
| 2210504: Kharashka Wacyigalinta | 158,683,377 | 148,683,377 | -10,000,000 | -6.30% |
| Sub total | 215,585,100 | 197,049,842 | -18,535,258 | -8.60% |
| Ijaarka Xafiisyada, Guryahay ,Gadiidka iwm | | | | |
| 2210603: Ijaarka Xafiisyada | 66,150,000 | 127,150,000 | 61,000,000 | 92.21% |
| Sub total | 66,150,000 | 127,150,000 | 61,000,000 | 92.21% |
| Kh. Tababaraka & Imtixaanada | | | | |
| 2210701: Tababarka & Imtixaanada. | 37,800,000 | 37,800,000 | 0 | 0.00% |
| Sub total | 37,800,000 | 37,800,000 | 0 | 0.00% |
| Kh. Martiqaadyada & Munaasibadaha | | | | |
| 2210801: Martiqaadyada & Munaasibadaha | 15,120,000 | 27,096,000 | 11,976,000 | 79.21% |
| Sub total | 15,120,000 | 27,096,000 | 11,976,000 | 79.21% |



1040200: Miisaaniyadda 2023 ee Wasaaradda Deegaanka & Isbedelka Cimilada

Alaabta Xafiisyada

| | | | | |
|---|-------------------|-------------------|----------|--------------|
| 2211101: Alaabta Xafiisyadda (Stationery) | 94,500,000 | 94,500,000 | 0 | 0.00% |
| Sub total | 94,500,000 | 94,500,000 | 0 | 0.00% |

Shidaalka iyo Saliidaha

| | | | | |
|--|--------------------|--------------------|-------------------|---------------|
| 2211201: Batroolka, Naafatadda & Saliidaha | 661,500,000 | 731,500,000 | 70,000,000 | 10.58% |
| Sub total | 661,500,000 | 731,500,000 | 70,000,000 | 10.58% |

Kharashyada kale ee Hawl socodsiinta

| | | | | |
|---|----------------------|----------------------|--------------------|---------------|
| 2211346: Kh. Waxka qabashada Xaalufka | 963,900,000 | 963,900,000 | 0 | 0.00% |
| 2211372: Kharashka Waxsoosaarka iyo Tarminta Dhirta | 396,900,000 | 396,900,000 | 0 | 0.00% |
| 2211375: Kh. Daryeelka Ugaadha Iyo Deegaanka | 283,500,000 | 243,500,000 | -40,000,000 | -14.11% |
| Sub total | 1,644,300,000 | 1,604,300,000 | -40,000,000 | -2.43% |

Daryeelka Gaadiidka Iyo Mishiinada

| | | | | |
|---|--------------------|--------------------|----------|--------------|
| 2220101: Daryeelka Gaadiidka Iyo Mishiinada | 380,433,715 | 380,433,715 | 0 | 0.00% |
| Sub total | 380,433,715 | 380,433,715 | 0 | 0.00% |

Daryeelka Hantida kale

| | | | | |
|---|------------------|------------------|----------|--------------|
| 2220201: Daryeelka Mishiinada Biyaha & Ceelasha | 1,970,741 | 1,970,741 | 0 | 0.00% |
| 2220204: Daryeelka Xafiisyada | 1,968,851 | 1,968,851 | 0 | 0.00% |
| Sub total | 3,939,592 | 3,939,592 | 0 | 0.00% |

Reforestation Project

| | | | | |
|--|----------------------|----------------------|----------------------|---------------|
| 2400207: Mashruuca Dhireynta | 120,000,000 | 184,000,000 | 64,000,000 | 53.33% |
| 2400224: Mashruuca Seerayaasha Daaqa Xoolaha | 1,344,595,000 | 3,450,000,000 | 2,105,405,000 | 156.58% |
| 2400225: Mashruuca Daryeelka Duur-joogta & Ugaadha | 700,000,000 | 644,000,000 | -56,000,000 | -8.00% |
| Sub total | 2,164,595,000 | 4,278,000,000 | 2,113,405,000 | 97.64% |

Kharashyada Kale

| | | | | |
|--|-------------------|-------------------|----------|--------------|
| 2840104: Kharashyadda Yar Yar Ee Xafiisyadda | 20,712,039 | 20,712,039 | 0 | 0.00% |
| Sub total | 20,712,039 | 20,712,039 | 0 | 0.00% |

Dhismayaasha

| | | | | |
|---|----------------------|----------------------|----------|--------------|
| 3121001: Dhismayasha Xafiisyada, Dugsiyada iyo cusbitaalada | 1,700,000,000 | 1,700,000,000 | 0 | 0.00% |
| Sub total | 1,700,000,000 | 1,700,000,000 | 0 | 0.00% |

| | | | | |
|---|-----------------------|-----------------------|----------------------|---------------|
| Total: Wasaaradda Deegaanka & Isbedelka Cimilada | 21,775,363,767 | 24,936,731,130 | 3,161,367,362 | 14.52% |
|---|-----------------------|-----------------------|----------------------|---------------|



1040300: Miisaaniyadda 2023 ee Wasaaradda Horumarinta Reer-Miyiga

| Madax | Faahfaahin | 2022 | 2023 | Farqi | % Farqi |
|--|--|--------------------|----------------------|--------------------|---------------|
| Expenditure | | | | | |
| Mashaharka Shaqaalaha Joogtada | | | | | |
| 2110101: | Mushaharka Shaqaalaha | 646,424,064 | 1,024,699,104 | 378,275,040 | 58.52% |
| 2110113: | Mashaharka Dalacsiinta Shaqaalaha (Faraq) | | 19,484,160 | 19,484,160 | 100.00% |
| Sub total | | 646,424,064 | 1,044,183,264 | 397,759,200 | 61.53% |
| Mushaharka Shaqaalaha aan joogtada ahayn | | | | | |
| 2110203: | Mushaharka Shaqaalaha kale ee joogtada ahayn | 309,600,000 | 309,600,000 | 0 | 0.00% |
| Sub total | | 309,600,000 | 309,600,000 | 0 | 0.00% |
| Gunooyinka | | | | | |
| 2110301: | Gunno Xil | 272,400,000 | 272,400,000 | 0 | 0.00% |
| 2110303: | Gunno Hawleed | 502,320,000 | 1,065,600,000 | 563,280,000 | 112.14% |
| 2110306: | Gunno Ilaalo | 30,000,000 | 30,000,000 | 0 | 0.00% |
| 2110308: | Gunno Ciideed | 7,976,826 | 21,347,898 | 13,371,072 | 167.62% |
| Sub total | | 812,696,826 | 1,389,347,898 | 576,651,072 | 70.96% |
| Isticmaalka Nalka & Biyaha | | | | | |
| 2210101: | Isticmaalka Nalka | 28,350,000 | 40,000,000 | 11,650,000 | 41.09% |
| 2210102: | Isticmaalka Biyaha | 15,309,000 | 15,309,000 | 0 | 0.00% |
| Sub total | | 43,659,000 | 55,309,000 | 11,650,000 | 26.68% |
| Boosaha & Isgaadhsiinta | | | | | |
| 2210201: | Isticmaalka Boosaha & Isgaadhsiinta. | 39,690,000 | 50,456,064 | 10,766,064 | 27.13% |
| Sub total | | 39,690,000 | 50,456,064 | 10,766,064 | 27.13% |
| Noolka safarada iyo Sahayda Gudaha | | | | | |
| 2210301: | Noolka iyo sahayda Safarada gudaha | 127,250,000 | 127,250,000 | 0 | 0.00% |
| Sub total | | 127,250,000 | 127,250,000 | 0 | 0.00% |
| Noolka iyo sahayda safarada dibada | | | | | |
| 2210401: | Noolka & Sahayda Safarada Dibada | 19,845,000 | 19,845,000 | 0 | 0.00% |
| Sub total | | 19,845,000 | 19,845,000 | 0 | 0.00% |
| Kh.Daabacaadaha,wacyigalinta, Baahinta & Xayeysiisyda | | | | | |
| 2210503: | Wargeysyadda & Bugaagta. | 17,010,000 | 14,458,500 | -2,551,500 | -15.00% |
| 2210504: | Kharashka Wacyigalinta | 54,810,000 | 54,810,000 | 0 | 0.00% |
| Sub total | | 71,820,000 | 69,268,500 | -2,551,500 | -3.55% |
| Ijaarka Xafiisyada, Guryahay ,Gadiidka iwm | | | | | |
| 2210603: | Ijaarka Xafiisyada | 146,475,000 | 146,475,000 | 0 | 0.00% |
| Sub total | | 146,475,000 | 146,475,000 | 0 | 0.00% |
| Kh. Tababaraka & Imtixaanada | | | | | |
| 2210701: | Tababarka & Imtixaanada. | 11,340,000 | 11,340,000 | 0 | 0.00% |
| Sub total | | 11,340,000 | 11,340,000 | 0 | 0.00% |
| Kh. Martiqaadyada & Munaasibadaha | | | | | |
| 2210801: | Martiqaadyada & Munaasibadaha | 88,416,064 | 80,000,000 | -8,416,064 | -9.52% |
| Sub total | | 88,416,064 | 80,000,000 | -8,416,064 | -9.52% |
| Alaabta Xafiisyada | | | | | |
| 2211101: | Alaabta Xafiisyadda (Stationery) | 28,350,000 | 28,350,000 | 0 | 0.00% |



| 1040300: Miisaaniyadda 2023 ee Wasaaradda Horumarinta Reer-Miyiga | | | | |
|--|----------------------|----------------------|---------------------|----------------|
| Sub total | 28,350,000 | 28,350,000 | 0 | 0.00% |
| Shidaalka iyo Saliidaha | | | | |
| 2211201: Batroolka, Naafatadda & Saliidaha | 189,000,000 | 449,000,000 | 260,000,000 | 137.57% |
| Sub total | 189,000,000 | 449,000,000 | 260,000,000 | 137.57% |
| Kharashyada kale ee Hawl socodsiinta | | | | |
| 2211377: Kharashka Cilmi Baadhista | | 230,000,000 | 230,000,000 | 100.00% |
| Sub total | 0 | 230,000,000 | 230,000,000 | 100.00% |
| Daryeelka Gaadiidka Iyo Mishiinada | | | | |
| 2220101: Daryeelka Gaadiidka Iyo Mishiinada | 66,150,000 | 66,150,000 | 0 | 0.00% |
| Sub total | 66,150,000 | 66,150,000 | 0 | 0.00% |
| Kharashyada Kale | | | | |
| 2840104: Kharashyadda Yar Yar Ee Xafiisyadda | 20,000,000 | 36,000,000 | 16,000,000 | 80.00% |
| Sub total | 20,000,000 | 36,000,000 | 16,000,000 | 80.00% |
| Gaadiidka & Qalabka | | | | |
| 3122001: Iibsiga Gaadiidka & Mishiinada | 910,000,000 | | -910,000,000 | -100.00% |
| 3122005: Alaabta & Agabka kale | 100,000,000 | 50,000,000 | -50,000,000 | -50.00% |
| Sub total | 1,010,000,000 | 50,000,000 | -960,000,000 | -95.05% |
| Total: Wasaaradda Horumarinta Reer-Miyiga | 3,630,715,954 | 4,162,574,726 | 531,858,772 | 14.65% |



1050100: Miisaaniyadda 2023 ee Wasaaradda Qorshaynta & Horumarinta Qaranka

| Madax | Faahfaahin | 2022 | 2023 | Farqi | % Farqi |
|--|--|----------------------|----------------------|--------------------|----------------|
| Expenditure | | | | | |
| Mashaharka Shaqaalaha Joogtada | | | | | |
| 2110101: | Mushaharka Shaqaalaha | 3,064,213,152 | 3,169,149,984 | 104,936,832 | 3.42% |
| 2110107: | Mushaharka Shaqaalaha TMP-ga | | 137,477,952 | 137,477,952 | 100.00% |
| 2110113: | Mashaharka Dalacsiinta Shaqaalaha (Faraq) | | 34,097,280 | 34,097,280 | 100.00% |
| Sub total | | 3,064,213,152 | 3,340,725,216 | 276,512,064 | 9.02% |
| Mushaharka Shaqaalaha aan joogtada ahayn | | | | | |
| 2110203: | Mushaharka Shaqaalaha kale ee joogtada ahayn | 1,306,200,000 | 1,306,200,000 | 0 | 0.00% |
| Sub total | | 1,306,200,000 | 1,306,200,000 | 0 | 0.00% |
| Gunooyinka | | | | | |
| 2110301: | Gunno Xil | 380,400,000 | 380,400,000 | 0 | 0.00% |
| 2110303: | Gunno Hawleed | 2,810,640,000 | 2,970,240,000 | 159,600,000 | 5.68% |
| 2110306: | Gunno Ilaalo | 115,200,000 | 115,200,000 | 0 | 0.00% |
| 2110308: | Gunno Ciideed | 60,968,622 | 66,023,958 | 5,055,336 | 8.29% |
| 2110316: | Gunada Dhiirgalinta Shaqaalaha | 70,055,180 | 70,055,180 | 0 | 0.00% |
| Sub total | | 3,437,263,802 | 3,601,919,138 | 164,655,336 | 4.79% |
| Isticmaalka Nalka & Biyaha | | | | | |
| 2210101: | Isticmaalka Nalka | 132,300,000 | 182,300,000 | 50,000,000 | 37.79% |
| 2210102: | Isticmaalka Biyaha | 28,350,000 | 28,350,000 | 0 | 0.00% |
| Sub total | | 160,650,000 | 210,650,000 | 50,000,000 | 31.12% |
| Boosaha & Isgaadhsiinta | | | | | |
| 2210201: | Isticmaalka Boosaha & Isgaadhsiinta. | 189,000,000 | 189,000,000 | 0 | 0.00% |
| Sub total | | 189,000,000 | 189,000,000 | 0 | 0.00% |
| Noolka safarada iyo Sahayda Gudaha | | | | | |
| 2210301: | Noolka iyo sahayda Safarada gudaha | 283,500,000 | 233,500,000 | -50,000,000 | -17.64% |
| Sub total | | 283,500,000 | 233,500,000 | -50,000,000 | -17.64% |
| Noolka iyo sahayda safarada dibada | | | | | |
| 2210401: | Noolka & Sahayda Safarada Dibada | 236,250,000 | 236,250,000 | 0 | 0.00% |
| Sub total | | 236,250,000 | 236,250,000 | 0 | 0.00% |
| Kh.Daabacaadaha, wacyigalinta, Baahinta & Xayeysiisyada | | | | | |
| 2210503: | Wargeysyadda & Bugaagta. | 48,864,816 | 85,401,094 | 36,536,278 | 74.77% |
| 2210514: | Kharashka libgaynta Qorshaha Qaranka | 661,500,000 | 600,500,000 | -61,000,000 | -9.22% |
| Sub total | | 710,364,816 | 685,901,094 | -24,463,722 | -3.44% |
| Ijaarka Xafiisyada, Guryahay, Gadiidka iwm | | | | | |
| 2210603: | Ijaarka Xafiisyada | 34,020,000 | 34,020,000 | 0 | 0.00% |
| Sub total | | 34,020,000 | 34,020,000 | 0 | 0.00% |
| Kh. Martiqaadyada & Munaasibadaha | | | | | |
| 2210801: | Martiqaadyada & Munaasibadaha | 175,722,935 | 140,578,347 | -35,144,588 | -20.00% |
| Sub total | | 175,722,935 | 140,578,347 | -35,144,588 | -20.00% |
| Alaabta Xafiisyada | | | | | |
| 2211101: | Alaabta Xafiisyadda (Stationery) | 171,045,000 | 221,045,000 | 50,000,000 | 29.23% |
| Sub total | | 171,045,000 | 221,045,000 | 50,000,000 | 29.23% |



1050100: Miisaaniyadda 2023 ee Wasaaradda Qorshaynta & Horumarinta Qaranka

Shidaalka iyo Saliidaha

| | | | | |
|--|--------------------|--------------------|--------------------|---------------|
| 2211201: Batroolka, Naafatadda & Saliidaha | 510,300,000 | 610,300,000 | 100,000,000 | 19.60% |
| Sub total | 510,300,000 | 610,300,000 | 100,000,000 | 19.60% |

Kharashyada kale ee Hawl socodsiinta

| | | | | |
|--|----------------------|----------------------|--------------------|---------------|
| 2211306: kh. Qiimaynta Ascaarta suuqa | 878,686,463 | 878,686,463 | 0 | 0.00% |
| 2211307: KH. Isku-dubbaridka Horumarka iyo Mucaawinooyinka | 189,000,000 | 189,000,000 | 0 | 0.00% |
| 2211342: Kh/Samaynta IT-ga iyo Databaseka | 141,750,000 | 141,750,000 | 0 | 0.00% |
| 2211360: Kh. Dabagalka Iyo Qiimaynta Hayada | 472,500,000 | 422,500,000 | -50,000,000 | -10.58% |
| Caalimaga ah | | | | |
| 2211373: Kharashka Tirakoobka | 567,000,000 | 1,000,000,000 | 433,000,000 | 76.37% |
| 2211377: Kharashka Cilmi Baadhista | 435,545,000 | 335,545,000 | -100,000,000 | -22.96% |
| Sub total | 2,684,481,463 | 2,967,481,463 | 283,000,000 | 10.54% |

Daryeelka Gaadiidka Iyo Mishiinada

| | | | | |
|---|--------------------|--------------------|-------------------|---------------|
| 2220101: Daryeelka Gaadiidka Iyo Mishiinada | 137,426,625 | 187,426,625 | 50,000,000 | 36.38% |
| Sub total | 137,426,625 | 187,426,625 | 50,000,000 | 36.38% |

Daryeelka Hantida kale

| | | | | |
|-------------------------------|--------------------|--------------------|--------------------|----------------|
| 2220204: Daryeelka Xafiisyada | 217,419,945 | 167,419,570 | -50,000,375 | -23.00% |
| Sub total | 217,419,945 | 167,419,570 | -50,000,375 | -23.00% |

Kharashyada Kale

| | | | | |
|--|-------------------|-------------------|----------|--------------|
| 2840104: Kharashyadda Yar Yar Ee Xafiisyadda | 50,000,000 | 50,000,000 | 0 | 0.00% |
| Sub total | 50,000,000 | 50,000,000 | 0 | 0.00% |

| | | | | |
|---|-----------------------|-----------------------|--------------------|--------------|
| Total: Wasaaradda Qorshaynta & Horumarinta Qaran | 13,367,857,738 | 14,182,416,453 | 814,558,715 | 6.09% |
|---|-----------------------|-----------------------|--------------------|--------------|



1050200: Miisaaniyadda 2023 ee Wasaaradda Horumarinta Maaliyadda

| Madax | Faahfaahin | 2022 | 2023 | Farqi | % Farqi |
|--|--|-----------------------|-----------------------|----------------------|----------------|
| Expenditure | | | | | |
| Mashaharka Shaqaalaha Joogtada | | | | | |
| 2110101: | Mushaharka Shaqaalaha | 22,582,355,816 | 25,673,199,552 | 3,090,843,736 | 13.69% |
| 2110107: | Mushaharka Shaqaalaha TMP-ga | | 91,651,968 | 91,651,968 | 100.00% |
| 2110113: | Mashaharka Dalacsiinta Shaqaalaha (Faraq) | | 48,710,400 | 48,710,400 | 100.00% |
| Sub total | | 22,582,355,816 | 25,813,561,920 | 3,231,206,104 | 14.31% |
| Mushaharka Shaqaalaha aan joogtada ahayn | | | | | |
| 2110201: | Mushaharka Shaqaalaha Aan J/Ahayn ee heshiiska lagula jiro | 714,820,000 | 735,220,000 | 20,400,000 | 2.85% |
| 2110203: | Mushaharka Shaqaalaha kale ee joogtada ahayn | 2,804,840,000 | 2,184,440,000 | -620,400,000 | -22.12% |
| Sub total | | 3,519,660,000 | 2,919,660,000 | -600,000,000 | -17.05% |
| Gunooyinka | | | | | |
| 2110301: | Gunno Xil | 4,320,000,000 | 4,720,000,000 | 400,000,000 | 9.26% |
| 2110303: | Gunno Hawleed | 340,500,000 | 48,000,000 | -292,500,000 | -85.90% |
| 2110304: | Gunno Maamuus | 1,868,673,600 | 1,868,673,600 | 0 | 0.00% |
| 2110306: | Gunno Ilaalo | 248,000,000 | 272,000,000 | 24,000,000 | 9.68% |
| 2110307: | Gunno Maaliyadeed | 41,577,360,360 | 46,960,400,000 | 5,383,039,640 | 12.95% |
| 2110308: | Gunno Ciideed | 513,537,463 | 534,578,616 | 21,041,153 | 4.10% |
| 2110316: | Gunada Dhiirigalinta Shaqaalaha | 2,707,976,695 | 3,007,976,695 | 300,000,000 | 11.08% |
| 2110318: | Gunnada Ciyaartooyga | 1,695,227,940 | 1,647,227,940 | -48,000,000 | -2.83% |
| Sub total | | 53,271,276,058 | 59,058,856,851 | 5,787,580,793 | 10.86% |
| Kharashyada Kale ee Shaaqaalaha | | | | | |
| 2130101: | Dawaawaynta & Caafimaadka | 4,000,000,000 | 4,000,000,000 | 0 | 0.00% |
| Sub total | | 4,000,000,000 | 4,000,000,000 | 0 | 0.00% |
| Isticmaalka Nalka & Biyaha | | | | | |
| 2210101: | Isticmaalka Nalka | 1,701,000,000 | 2,000,000,000 | 299,000,000 | 17.58% |
| 2210102: | Isticmaalka Biyaha | 378,000,000 | 500,000,000 | 122,000,000 | 32.28% |
| Sub total | | 2,079,000,000 | 2,500,000,000 | 421,000,000 | 20.25% |
| Boosaha & Isgaadhsiinta | | | | | |
| 2210201: | Isticmaalka Boosaha & Isgaadhsiinta. | 1,701,000,000 | 2,200,000,000 | 499,000,000 | 29.34% |
| Sub total | | 1,701,000,000 | 2,200,000,000 | 499,000,000 | 29.34% |
| Noolka safarada iyo Sahayda Gudaha | | | | | |
| 2210301: | Noolka iyo sahayda Safarada gudaha | 1,039,500,000 | 1,400,000,000 | 360,500,000 | 34.68% |
| Sub total | | 1,039,500,000 | 1,400,000,000 | 360,500,000 | 34.68% |
| Noolka iyo sahayda safarada dibada | | | | | |
| 2210401: | Noolka & Sahayda Safarada Dibada | 472,500,000 | 472,500,000 | 0 | 0.00% |
| Sub total | | 472,500,000 | 472,500,000 | 0 | 0.00% |
| Kh.Daabacaadaha,wacyigalinta, Baahinta & Xayeysiisyda | | | | | |
| 2210502: | Kharashka Daabacaadda Dukumentiga Lacagta | 5,452,500,000 | 6,285,000,000 | 832,500,000 | 15.27% |
| 2210503: | Wargeysyadda & Bugaagta. | 94,500,000 | 80,317,000 | -14,183,000 | -15.01% |
| 2210504: | Kharashka Wacyigalinta | 1,228,500,000 | 1,228,500,000 | 0 | 0.00% |
| 2210506: | Daabacada Liisamada Gaadiidka ee lafta ah | 1,890,000,000 | 1,890,000,000 | 0 | 0.00% |



| 1050200: Miisaaniyadda 2023 ee Wasaaradda Horumarinta Maaliyadda | | | | |
|--|-----------------------|-----------------------|---------------------|----------------|
| 2210507: Daabacaada Buugta Dhaqdhaqaaqa | 1,890,000,000 | 1,890,000,000 | 0 | 0.00% |
| Gaadiidka | | | | |
| 2210508: Dabacaada Baasaboorada Iyo Fiisayaasha | 756,000,000 | 756,000,000 | 0 | 0.00% |
| 2210509: Daabacaada Agabka Xafiisyadda | 472,500,000 | 472,500,000 | 0 | 0.00% |
| Sub total | 11,784,000,000 | 12,602,317,000 | 818,317,000 | 6.94% |
| Ijaarka Xafiisyada, Guryahay ,Gadiidka iwm | | | | |
| 2210601: Ijaarka Gaadiidka | 141,750,000 | 141,750,000 | 0 | 0.00% |
| 2210603: Ijaarka Xafiisyada | 1,275,750,000 | 1,700,000,000 | 424,250,000 | 33.25% |
| 2210604: Kh. Shirkadda maalgashiga Somaliland | 758,835,000 | 1,113,468,650 | 354,633,650 | 46.73% |
| Sub total | 2,176,335,000 | 2,955,218,650 | 778,883,650 | 35.79% |
| Kh. Tababaraka & Imtixaanada | | | | |
| 2210701: Tababarka & Imtixaanada. | 1,252,125,000 | 1,252,125,000 | 0 | 0.00% |
| Sub total | 1,252,125,000 | 1,252,125,000 | 0 | 0.00% |
| Kh. Martiqaadyada & Munaasibadaha | | | | |
| 2210801: Martiqaadyada & Munaasibadaha | 614,250,000 | 491,400,000 | -122,850,000 | -20.00% |
| Sub total | 614,250,000 | 491,400,000 | -122,850,000 | -20.00% |
| libsiga Alaabooyinka Gaarka | | | | |
| 2211006: Iibsiga Dharka & Dirayska | 283,500,000 | 283,500,000 | 0 | 0.00% |
| 2211012: Iibsiga Qalabka Nalka iyo Biyaha | 200,000,000 | 200,000,000 | 0 | 0.00% |
| 2211021: Raashinka Ciidanka Ilaalada cashuuraha | 1,989,308,160 | 2,181,308,160 | 192,000,000 | 9.65% |
| Sub total | 2,472,808,160 | 2,664,808,160 | 192,000,000 | 7.76% |
| Alaabta Xafiisyada | | | | |
| 2211101: Alaabta Xafiisyadda (Stationery) | 1,267,500,000 | 1,508,500,000 | 241,000,000 | 19.01% |
| Sub total | 1,267,500,000 | 1,508,500,000 | 241,000,000 | 19.01% |
| Shidaalka iyo Saliidaha | | | | |
| 2211201: Batroolka, Naafatadda & Saliidaha | 4,521,825,000 | 4,800,000,000 | 278,175,000 | 6.15% |
| Sub total | 4,521,825,000 | 4,800,000,000 | 278,175,000 | 6.15% |
| Kharashyada kale ee Hawl socodsiinta | | | | |
| 2211301: Khidmadda Baanka | 5,212,620,000 | 3,861,200,000 | -1,351,420,000 | -25.93% |
| 2211312: Kharsahka La Dagaalanka Kootarabaanka | 1,748,250,000 | 1,748,250,000 | 0 | 0.00% |
| 2211319: Kharashka Gudida Farsamo ee Berbera(JOC) | 378,000,000 | 378,000,000 | 0 | 0.00% |
| 2211332: Kharashka Dakhli Ururinta. | 5,340,111,357 | 5,340,111,357 | 0 | 0.00% |
| 2211333: Kh. Diyaarinta & Kantaroolka Miisaaniyadda, FMIS-ka, Xis. Xidhada & Qiimaynta Wax-qabadka | 2,646,000,000 | 2,010,960,000 | -635,040,000 | -24.00% |
| 2211334: Kh.Samaynta Xisaab Xidhka (Xis-Guud) | 1,874,880,000 | 1,368,662,400 | -506,217,600 | -27.00% |
| 2211335: Kh/ Bilicda Xafiisyada & Guryaha | 230,750,000 | 280,750,000 | 50,000,000 | 21.67% |
| 2211338: Kh.Rarista Documantiga Xisaabaadka | 236,250,000 | 236,250,000 | 0 | 0.00% |
| 2211342: Kh/Samaynta IT-ga iyo Databaseka | | 597,301,905 | 597,301,905 | 100.00% |
| 2211344: Kh/ Diyaarinta, Dib U Habaynta Iyo Faafinta | 189,000,000 | 189,000,000 | 0 | 0.00% |
| Shuruudca | | | | |
| 2211355: Kharashka Dibuhabaynta Maamulka Maaliyadda | 4,762,800,000 | 4,762,800,000 | 0 | 0.00% |
| 2211358: Lambaradda Gaadiidka Ee Dib U Ibinta. | 6,096,068,033 | 6,000,000,000 | -96,068,033 | -1.58% |
| 2211360: Kh. Dabagalka Iyo Qiimaynta Hayada | 387,450,000 | 387,450,000 | 0 | 0.00% |
| Caalimaga ah | | | | |
| 2211362: Kh.Xafiiska Xisaabaadka | 283,500,000 | 283,500,000 | 0 | 0.00% |



| 1050200: Miisaaniyadda 2023 ee Wasaaradda Horumarinta Maaliyadda | | | | |
|---|------------------------|------------------------|------------------------|----------------|
| 2211377: Kharashka Cilmi Baadhista | 614,250,000 | 614,250,000 | 0 | 0.00% |
| Sub total | 29,999,929,390 | 28,058,485,662 | -1,941,443,728 | -6.47% |
| Daryeelka Gaadiidka Iyo Mishiinada | | | | |
| 2220101: Daryeelka Gaadiidka Iyo Mishiinada | 2,173,500,000 | 2,173,500,000 | 0 | 0.00% |
| Sub total | 2,173,500,000 | 2,173,500,000 | 0 | 0.00% |
| Daryeelka Hantida kale | | | | |
| 2220204: Daryeelka Xafiisyada | 1,390,000,000 | 1,390,000,000 | 0 | 0.00% |
| Sub total | 1,390,000,000 | 1,390,000,000 | 0 | 0.00% |
| National Service Project | | | | |
| 2400208: Mashruuca Shaqo-qaran ee Dhallinyarada | 7,675,000,000 | 7,675,000,000 | 0 | 0.00% |
| 2400217: Mashruuca Horumarinta Dawladaha Hoose (JPLG) | 6,359,000,000 | 6,359,000,000 | 0 | 0.00% |
| 2400218: Mashruuca Horumarinta Gobolada Bari | 20,000,000,000 | 18,400,000,000 | -1,600,000,000 | -8.00% |
| Sub total | 34,034,000,000 | 32,434,000,000 | -1,600,000,000 | -4.70% |
| Kababka Hay'adaha Dawladda | | | | |
| 2510101: Kabka Miisaaniyada | 5,634,776,973 | 2,931,256,174 | -2,703,520,799 | -47.98% |
| Sub total | 5,634,776,973 | 2,931,256,174 | -2,703,520,799 | -47.98% |
| Deeqaha iyo Wareejimaha Kale | | | | |
| 2640401: Kaalmooyina Axaabta | 6,552,000,000 | 6,552,000,000 | 0 | 0.00% |
| 2640402: Kaalmada Ururka Xisaabiyayaasha | 400,000,000 | 600,000,000 | 200,000,000 | 50.00% |
| Sub total | 6,952,000,000 | 7,152,000,000 | 200,000,000 | 2.88% |
| Kharashyada Kale | | | | |
| 2840101: Lacag Celinta Sannadihii Hore. | 320,000,000 | 320,000,000 | 0 | 0.00% |
| 2840104: Kharashyadda Yar Yar Ee Xafiisyadda | 800,000,000 | 948,000,000 | 148,000,000 | 18.50% |
| 2840105: Kharashka Lama filaanka ah | 2,446,771,040 | 2,446,771,040 | 0 | 0.00% |
| 2840106: Kharashka Magaha | 2,835,000,000 | 4,500,000,000 | 1,665,000,000 | 58.73% |
| Sub total | 6,401,771,040 | 8,214,771,040 | 1,813,000,000 | 28.32% |
| Dhismayaasha | | | | |
| 3121001: Dhismayasha Xafiisyada, Dugsiyada iyo cusbitaalada | 4,087,644,305 | 1,163,276,000 | -2,924,368,305 | -71.54% |
| Sub total | 4,087,644,305 | 1,163,276,000 | -2,924,368,305 | -71.54% |
| Gaadiidka & Qalabka | | | | |
| 3122001: Iibsiga Gaadiidka & Mishiinada | 1,100,000,000 | 1,000,000,000 | -100,000,000 | -9.09% |
| 3122005: Alaabta & Agabka kale | 1,300,000,000 | 1,300,000,000 | 0 | 0.00% |
| 3122017: Iibsiga Qalabka Boosaha & isgaadhsiinta | 150,000,000 | 150,000,000 | 0 | 0.00% |
| Sub total | 2,550,000,000 | 2,450,000,000 | -100,000,000 | -3.92% |
| Dibu bixinta daymaha ee Amaahiyayaasha gudaha | | | | |
| 5210502: Daymaha Shirkadaha, Baananka & Shakhsiyadka | 91,754,960,317 | 50,500,000,000 | -41,254,960,317 | -44.96% |
| 5210503: Biilasha Taagan | 1,500,000,000 | 1,500,000,000 | 0 | 0.00% |
| Sub total | 93,254,960,317 | 52,000,000,000 | -41,254,960,317 | -44.24% |
| Kaydka Qaranka | | | | |
| 6530101: Kaydka Qaranka | 39,401,817,905 | 15,000,000,000 | -24,401,817,905 | -61.93% |
| Sub total | 39,401,817,905 | 15,000,000,000 | -24,401,817,905 | -61.93% |
| Total: Wasaaradda Horumarinta Maaliyadda | 338,634,534,964 | 277,606,236,457 | -61,028,298,507 | -18.02% |



1050300: Miisaaniyadda 2023 ee Hay'adda Caymiska Qaranka

| Head | Description | 2022 | 2023 | Farqi |
|---|--|----------------------|----------------------|----------------------|
| 2110101: | Mushaharka Shaqaalaha | 530,058,672 | 566,980,128 | 36,921,456 |
| 2110203: | Mushaharka Shaqaalaha kale ee joogtada ahayn | 288,000,000 | 652,800,000 | 364,800,000 |
| 2110301: | Gunno Xil | 278,400,000 | 386,400,000 | 108,000,000 |
| 2110303: | Gunno Hawleed | 538,016,352 | 800,176,352 | 262,160,000 |
| 2110308: | Gunno Ciideed | 3,458,598 | 11,812,086 | 8,353,488 |
| 2210101: | Isticmaalka Nalka | 28,350,000 | 28,350,000 | 0 |
| 2210102: | Isticmaalka Biyaha | 9,450,000 | 9,450,000 | 0 |
| 2210201: | Isticmaalka Boosaha & Isgaadhsiinta. | 18,900,000 | 18,900,000 | 0 |
| 2210301: | Noolka iyo sahayda Safarada gudaha | 47,250,000 | 47,250,000 | 0 |
| 2210401: | Noolka & Sahayda Safarada Dibada | 94,500,000 | 94,500,000 | 0 |
| 2210503: | Wargeysyadda & Bugaagta. | 4,725,000 | 6,016,250 | 1,291,250 |
| 2210603: | Ijaarka Xafiisyada | 141,750,000 | 141,750,000 | 0 |
| 2211101: | Alaabta Xafiisyadda (Stationery) | 28,350,000 | 28,350,000 | 0 |
| 2211201: | Batrootka, Naafatadda & Saliidaha | 94,500,000 | 94,500,000 | 0 |
| 2211342: | Kh/Samaynta IT-ga iyo Databaseka | | 255,000,000 | 255,000,000 |
| 2220101: | Daryeelka Gaadiidka Iyo Mishiinada | 28,350,000 | 28,350,000 | 0 |
| 2840104: | Kharashyadda Yar Yar Ee Xafiisyadda | 20,000,000 | 20,000,000 | 0 |
| 3122001: | Iibsiga Gaadiidka & Mishiinada | 250,000,000 | | -250,000,000 |
| 3122005: | Alaabta & Agabka kale | 70,000,000 | | -70,000,000 |
| 5210502: | Daymaha Shirkadaha, Baananka & Shakhsiyaadka | | 425,000,000 | 425,000,000 |
| Total: Hay'adda Caymiska Qaranka | | 2,474,058,622 | 3,615,584,816 | 1,141,526,194 |



1050400: Miisaaniyadda 2023 ee Wasaaradda Ganacsiga & Dalxiiska

| Madax | Faahfaahin | 2022 | 2023 | Farqi | % Farqi |
|---|--|----------------------|----------------------|--------------------|---------------|
| Expenditure | | | | | |
| Mashaharka Shaqaalaha Joogtada | | | | | |
| 2110101: | Mushaharka Shaqaalaha | 6,443,504,496 | 6,612,091,200 | 168,586,704 | 2.62% |
| 2110113: | Mashaharka Dalacsiinta Shaqaalaha (Faraq) | | 53,581,440 | 53,581,440 | 100.00% |
| Sub total | | 6,443,504,496 | 6,665,672,640 | 222,168,144 | 3.45% |
| Mushaharka Shaqaalaha aan joogtada ahayn | | | | | |
| 2110203: | Mushaharka Shaqaalaha kale ee joogtada ahayn | 823,200,000 | 823,200,000 | 0 | 0.00% |
| Sub total | | 823,200,000 | 823,200,000 | 0 | 0.00% |
| Gunooyinka | | | | | |
| 2110301: | Gunno Xil | 968,400,000 | 950,400,000 | -18,000,000 | -1.86% |
| 2110303: | Gunno Hawleed | 6,067,620,000 | 6,236,880,000 | 169,260,000 | 2.79% |
| 2110306: | Gunno Ilaalo | 48,000,000 | 48,000,000 | 0 | 0.00% |
| 2110308: | Gunno Ciideed | 132,071,940 | 137,751,900 | 5,679,960 | 4.30% |
| 2110316: | Gunada Dhiirigalinta Shaqaalaha | 213,970,698 | 213,970,698 | 0 | 0.00% |
| 2110318: | Gunnada Ciyaartooyga | 236,250,000 | 436,250,000 | 200,000,000 | 84.66% |
| Sub total | | 7,666,312,638 | 8,023,252,598 | 356,939,960 | 4.66% |
| Isticmaalka Nalka & Biyaha | | | | | |
| 2210101: | Isticmaalka Nalka | 141,395,625 | 141,395,625 | 0 | 0.00% |
| 2210102: | Isticmaalka Biyaha | 62,842,500 | 62,842,500 | 0 | 0.00% |
| Sub total | | 204,238,125 | 204,238,125 | 0 | 0.00% |
| Boosaha & Isgaadhsiinta | | | | | |
| 2210201: | Isticmaalka Boosaha & Isgaadhsiinta. | 198,135,377 | 198,135,377 | 0 | 0.00% |
| Sub total | | 198,135,377 | 198,135,377 | 0 | 0.00% |
| Noolka safarada iyo Sahayda Gudaha | | | | | |
| 2210301: | Noolka iyo sahayda Safarada gudaha | 105,254,340 | 105,254,340 | 0 | 0.00% |
| Sub total | | 105,254,340 | 105,254,340 | 0 | 0.00% |
| Noolka iyo sahayda safarada dibada | | | | | |
| 2210401: | Noolka & Sahayda Safarada Dibada | 189,000,000 | 189,000,000 | 0 | 0.00% |
| Sub total | | 189,000,000 | 189,000,000 | 0 | 0.00% |
| Kh.Daabacaadaha,wacyigalinta, Baahinta & Xayeysiisyada | | | | | |
| 2210503: | Wargeysyadda & Bugaagta. | 56,833,960 | 48,308,866 | -8,525,094 | -15.00% |
| 2210513: | KH. Dardargelinta liisamada Ganacsiga | 713,947,500 | 713,947,500 | 0 | 0.00% |
| Sub total | | 770,781,460 | 762,256,366 | -8,525,094 | -1.11% |
| Ijaarka Xafiisyada, Guryahay ,Gadiidka iwm | | | | | |
| 2210603: | Ijaarka Xafiisyada | 459,411,750 | 459,411,750 | 0 | 0.00% |
| Sub total | | 459,411,750 | 459,411,750 | 0 | 0.00% |
| Kh. Tababaraka & Imtixaanada | | | | | |
| 2210701: | Tababarka & Imtixaanada. | 141,395,625 | 141,395,625 | 0 | 0.00% |
| Sub total | | 141,395,625 | 141,395,625 | 0 | 0.00% |
| Kh. Martiqaadyada & Munaasibadaha | | | | | |
| 2210801: | Martiqaadyada & Munaasibadaha | 227,592,598 | 240,474,076 | 12,881,478 | 5.66% |
| Sub total | | 227,592,598 | 240,474,076 | 12,881,478 | 5.66% |



1050400: Miisaaniyadda 2023 ee Wasaaradda Ganacsiga & Dalxiiska

libsiga Alaabooyinka Gaarka

| | | | | |
|---|--------------------|--------------------|----------|--------------|
| 2211005: libsiga Rashinka Iyo Wixii Soo Raaca | 171,000,000 | 171,000,000 | 0 | 0.00% |
| Sub total | 171,000,000 | 171,000,000 | 0 | 0.00% |

Alaabta Xafiisyada

| | | | | |
|---|--------------------|--------------------|----------|--------------|
| 2211101: Alaabta Xafiisyadda (Stationery) | 148,038,975 | 148,038,975 | 0 | 0.00% |
| Sub total | 148,038,975 | 148,038,975 | 0 | 0.00% |

Shidaalka iyo Saliidaha

| | | | | |
|--|--------------------|--------------------|----------|--------------|
| 2211201: Batroolka, Naafatadda & Saliidaha | 664,847,697 | 664,847,697 | 0 | 0.00% |
| Sub total | 664,847,697 | 664,847,697 | 0 | 0.00% |

Kharashyada kale ee Hawl socodsiinta

| | | | | |
|---|----------------------|----------------------|----------|--------------|
| 2211327: Kh. Baadhista iyo Raadraaca Taariikhda duugga ah | 718,200,000 | 718,200,000 | 0 | 0.00% |
| 2211335: Kh/ Bilicda Xafiisyada & Guryaha | 26,932,500 | 26,932,500 | 0 | 0.00% |
| 2211350: Kh. Maalgashiga iyo H. Ganacsiga | 493,762,500 | 493,762,500 | 0 | 0.00% |
| Sub total | 1,238,895,000 | 1,238,895,000 | 0 | 0.00% |

Daryeelka Gaadiidka Iyo Mishiinada

| | | | | |
|---|--------------------|--------------------|----------|--------------|
| 2220101: Daryeelka Gaadiidka Iyo Mishiinada | 396,900,000 | 396,900,000 | 0 | 0.00% |
| Sub total | 396,900,000 | 396,900,000 | 0 | 0.00% |

Kharashyada Kale

| | | | | |
|--|--------------------|--------------------|----------|--------------|
| 2840104: Kharashyadda Yar Yar Ee Xafiisyadda | 228,000,000 | 228,000,000 | 0 | 0.00% |
| Sub total | 228,000,000 | 228,000,000 | 0 | 0.00% |

Dhismayaasha

| | | | | |
|---|--------------------|----------|---------------------|-----------------|
| 3121001: Dhismayasha Xafiisyada, Dugsiyada iyo cusbitaalada | 400,000,000 | | -400,000,000 | -100.00% |
| Sub total | 400,000,000 | 0 | -400,000,000 | -100.00% |

Gaadiidka & Qalabka

| | | | | |
|--|-----------------------|-----------------------|--------------------|---------------|
| 3122001: libsiga Gaadiidka & Mishiinada | | 300,000,000 | 300,000,000 | 100.00% |
| 3122005: Alaabta & Agabka kale | 200,000,000 | 50,000,000 | -150,000,000 | -75.00% |
| Sub total | 200,000,000 | 350,000,000 | 150,000,000 | 75.00% |
| Total: Wasaaradda Ganacsiga & Dalxiiska | 20,676,508,081 | 21,009,972,569 | 333,464,488 | 1.61% |



1050500: Miisaaniyadda 2023 ee Hay'adda Aagga Ganacsiga Cashuuraha Ka Caaggan

| Madax | Faahfaahin | 2022 | 2023 | Farqi | % Farqi |
|--|--|--------------------|--------------------|--------------------|----------------|
| Expenditure | | | | | |
| Mashaharka Shaqaalaha Joogtada | | | | | |
| 2110101: | Mushaharka Shaqaalaha | 202,748,832 | 295,248,096 | 92,499,264 | 45.62% |
| 2110113: | Mashaharka Dalacsiinta Shaqaalaha (Faraq) | | 17,297,280 | 17,297,280 | 100.00% |
| Sub total | | 202,748,832 | 312,545,376 | 109,796,544 | 54.15% |
| Mushaharka Shaqaalaha aan joogtada ahayn | | | | | |
| 2110203: | Mushaharka Shaqaalaha kale ee joogtada ahayn | 756,000,000 | 827,400,000 | 71,400,000 | 9.44% |
| Sub total | | 756,000,000 | 827,400,000 | 71,400,000 | 9.44% |
| Gunooyinka | | | | | |
| 2110301: | Gunno Xil | 270,000,000 | 270,000,000 | 0 | 0.00% |
| 2110303: | Gunno Hawleed | 223,440,000 | 272,640,000 | 49,200,000 | 22.02% |
| 2110308: | Gunno Ciideed | 867,438 | 6,151,002 | 5,283,564 | 609.10% |
| Sub total | | 494,307,438 | 548,791,002 | 54,483,564 | 11.02% |
| Isticmaalka Nalka & Biyaha | | | | | |
| 2210101: | Isticmaalka Nalka | 18,900,000 | 18,900,000 | 0 | 0.00% |
| 2210102: | Isticmaalka Biyaha | 9,450,000 | 9,450,000 | 0 | 0.00% |
| Sub total | | 28,350,000 | 28,350,000 | 0 | 0.00% |
| Boosaha & Isgaadhsiinta | | | | | |
| 2210201: | Isticmaalka Boosaha & Isgaadhsiinta. | 18,900,000 | 18,900,000 | 0 | 0.00% |
| Sub total | | 18,900,000 | 18,900,000 | 0 | 0.00% |
| Noolka safarada iyo Sahayda Gudaha | | | | | |
| 2210301: | Noolka iyo sahayda Safarada gudaha | 28,350,000 | 28,350,000 | 0 | 0.00% |
| Sub total | | 28,350,000 | 28,350,000 | 0 | 0.00% |
| Noolka iyo sahayda safarada dibada | | | | | |
| 2210401: | Noolka & Sahayda Safarada Dibada | 47,250,000 | 47,250,000 | 0 | 0.00% |
| Sub total | | 47,250,000 | 47,250,000 | 0 | 0.00% |
| Kh.Daabacaadaha,wacyigalinta, Baahinta & Xayeysiisyda | | | | | |
| 2210503: | Wargeysiyadda & Bugaagta. | 4,725,000 | 4,016,250 | -708,750 | -15.00% |
| Sub total | | 4,725,000 | 4,016,250 | -708,750 | -15.00% |
| Ijaarka Xafiisyada, Guryahay ,Gadiidka iwm | | | | | |
| 2210603: | Ijaarka Xafiisyada | 85,050,000 | 85,050,000 | 0 | 0.00% |
| Sub total | | 85,050,000 | 85,050,000 | 0 | 0.00% |
| Kh. Martiqaadyada & Munaasibadaha | | | | | |
| 2210801: | Martiqaadyada & Munaasibadaha | 47,250,000 | 37,800,000 | -9,450,000 | -20.00% |
| Sub total | | 47,250,000 | 37,800,000 | -9,450,000 | -20.00% |
| Alaabta Xafiisyada | | | | | |
| 2211101: | Alaabta Xafiisyadda (Stationery) | 28,350,000 | 28,350,000 | 0 | 0.00% |
| Sub total | | 28,350,000 | 28,350,000 | 0 | 0.00% |
| Shidaalka iyo Saliidaha | | | | | |
| 2211201: | Batrootka, Naafatadda & Saliidaha | 94,500,000 | 94,500,000 | 0 | 0.00% |
| Sub total | | 94,500,000 | 94,500,000 | 0 | 0.00% |
| Daryeelka Gaadiidka Iyo Mishiinada | | | | | |



| 1050500: Miisaaniyadda 2023 ee Hay'adda Aagga Ganacsiga Cashuuraha Ka Caaggan | | | | |
|--|----------------------|----------------------|---------------------|----------------|
| 2220101: Daryeelka Gaadiidka Iyo Mishiinada | 28,350,000 | 28,350,000 | 0 | 0.00% |
| Sub total | 28,350,000 | 28,350,000 | 0 | 0.00% |
| Kharashyada Kale | | | | |
| 2840104: Kharashyadda Yar Yar Ee Xafiisyadda | 10,000,000 | 10,000,000 | 0 | 0.00% |
| Sub total | 10,000,000 | 10,000,000 | 0 | 0.00% |
| Gaadiidka & Qalabka | | | | |
| 3122001: Iibsiga Gaadiidka & Mishiinada | 250,000,000 | 130,000,000 | -120,000,000 | -48.00% |
| 3122005: Alaabta & Agabka Kale | 70,000,000 | | -70,000,000 | -100.00% |
| Sub total | 320,000,000 | 130,000,000 | -190,000,000 | -59.38% |
| Total: Hay'adda Aagga Ganacsiga Cashuuraha Ka Caa | 2,194,131,270 | 2,229,652,628 | 35,521,358 | 1.62% |



1050600: Miisaaniyadda 2023 ee Gudiga Qandaraasyada Qaranka

| Madax Faahfaahin | 2022 | 2023 | Farqi | % Farqi |
|--|----------------------|----------------------|--------------------|----------------|
| Expenditure | | | | |
| Mashaharka Shaqaalaha Joogtada | | | | |
| 2110101: Mushaharka Shaqaalaha | 891,798,336 | 1,161,347,616 | 269,549,280 | 30.23% |
| 2110113: Mashaharka Dalacsiinta Shaqaalaha (Faraq) | | 14,613,120 | 14,613,120 | 100.00% |
| Sub total | 891,798,336 | 1,175,960,736 | 284,162,400 | 31.86% |
| Mushaharka Shaqaalaha aan joogtada ahayn | | | | |
| 2110203: Mushaharka Shaqaalaha kale ee joogtada ahayn | 510,000,000 | 510,000,000 | 0 | 0.00% |
| Sub total | 510,000,000 | 510,000,000 | 0 | 0.00% |
| Gunooyinka | | | | |
| 2110301: Gunno Xil | 842,400,000 | 842,400,000 | 0 | 0.00% |
| 2110303: Gunno Hawleed | 981,562,940 | 1,289,582,940 | 308,020,000 | 31.38% |
| 2110306: Gunno Ilaalo | 9,600,000 | 9,600,000 | 0 | 0.00% |
| 2110308: Gunno Ciideed | 16,013,712 | 23,357,334 | 7,343,622 | 45.86% |
| 2110316: Gunada Dhiirigalinta Shaqaalaha | 20,122,000 | 20,122,000 | 0 | 0.00% |
| Sub total | 1,869,698,652 | 2,185,062,274 | 315,363,622 | 16.87% |
| Isticmaalka Nalka & Biyaha | | | | |
| 2210101: Isticmaalka Nalka | 30,034,000 | 30,034,000 | 0 | 0.00% |
| 2210102: Isticmaalka Biyaha | 7,087,500 | 7,087,500 | 0 | 0.00% |
| Sub total | 37,121,500 | 37,121,500 | 0 | 0.00% |
| Boosaha & Isgaadhsiinta | | | | |
| 2210201: Isticmaalka Boosaha & Isgaadhsiinta. | 42,525,000 | 42,525,000 | 0 | 0.00% |
| Sub total | 42,525,000 | 42,525,000 | 0 | 0.00% |
| Noolka safarada iyo Sahayda Gudaha | | | | |
| 2210301: Noolka iyo sahayda Safarada gudaha | 92,137,500 | 200,137,500 | 108,000,000 | 117.22% |
| Sub total | 92,137,500 | 200,137,500 | 108,000,000 | 117.22% |
| Kh.Daabacaadaha, wacyigalinta, Baahinta & Xayaysiisyada | | | | |
| 2210503: Wargeysyadda & Bugaagta. | 9,450,000 | 8,032,500 | -1,417,500 | -15.00% |
| 2210505: Kh. Baahinta Qandaraasyada | 122,850,000 | 200,850,000 | 78,000,000 | 63.49% |
| Sub total | 132,300,000 | 208,882,500 | 76,582,500 | 57.89% |
| Ijaarka Xafiisyada, Guryahay, Gadiidka iwm | | | | |
| 2210603: Ijaarka Xafiisyada | | 62,000,000 | 62,000,000 | 100.00% |
| Sub total | 0 | 62,000,000 | 62,000,000 | 100.00% |
| Kh. Tababaraka & Imtixaanada | | | | |
| 2210701: Tababarka & Imtixaanada. | 14,175,000 | 14,175,000 | 0 | 0.00% |
| Sub total | 14,175,000 | 14,175,000 | 0 | 0.00% |
| Kh. Martiqaadyada & Munaasibadaha | | | | |
| 2210801: Martiqaadyada & Munaasibadaha | 43,865,000 | 35,092,000 | -8,773,000 | -20.00% |
| Sub total | 43,865,000 | 35,092,000 | -8,773,000 | -20.00% |
| Alaabta Xafiisyada | | | | |
| 2211101: Alaabta Xafiisyadda (Stationery) | 190,820,200 | 221,820,200 | 31,000,000 | 16.25% |
| Sub total | 190,820,200 | 221,820,200 | 31,000,000 | 16.25% |
| Shidaalka iyo Saliidaha | | | | |



| 1050600: Miisaaniyadda 2023 ee Gudiga Qandaraasyada Qaranka | | | | |
|--|----------------------|----------------------|---------------------|-----------------|
| 2211201: Batroolka, Naafatadda & Saliidaha | 529,371,165 | 529,371,165 | 0 | 0.00% |
| Sub total | 529,371,165 | 529,371,165 | 0 | 0.00% |
| Daryeelka Gaadiidka Iyo Mishiinada | | | | |
| 2220101: Daryeelka Gaadiidka Iyo Mishiinada | 194,500,000 | 194,500,000 | 0 | 0.00% |
| Sub total | 194,500,000 | 194,500,000 | 0 | 0.00% |
| Kharashyada Kale | | | | |
| 2840104: Kharashyadda Yar Yar Ee Xafiisyadda | 35,800,000 | 35,800,000 | 0 | 0.00% |
| Sub total | 35,800,000 | 35,800,000 | 0 | 0.00% |
| Dhismayaasha | | | | |
| 3121001: Dhismayasha Xafiisyada, Dugsiyada iyo cusbitaalada | 255,000,000 | 468,350,000 | 213,350,000 | 83.67% |
| Sub total | 255,000,000 | 468,350,000 | 213,350,000 | 83.67% |
| Gaadiidka & Qalabka | | | | |
| 3122005: Alaabta & Agabka kale | 100,000,000 | | -100,000,000 | -100.00% |
| Sub total | 100,000,000 | 0 | -100,000,000 | -100.00% |
| Total: Gudiga Qandaraasyada Qaranka | 4,939,112,353 | 5,920,797,875 | 981,685,522 | 19.88% |

**1050700: Miisaaniyadda 2023 ee Wasaaradda Horumarinta Maalgashiga & Wershedaha**

| Madax | Faahfaahin | 2022 | 2023 | Farqi | % Farqi |
|--|--|----------------------|----------------------|--------------------|----------------|
| Expenditure | | | | | |
| Mashaharka Shaqaalaha Joogtada | | | | | |
| 2110101: | Mushaharka Shaqaalaha | 2,089,243,728 | 2,390,731,200 | 301,487,472 | 14.43% |
| 2110107: | Mushaharka Shaqaalaha TMP-ga | | 137,477,952 | 137,477,952 | 100.00% |
| 2110113: | Mashaharka Dalacsiinta Shaqaalaha (Faraq) | | 34,097,280 | 34,097,280 | 100.00% |
| Sub total | | 2,089,243,728 | 2,562,306,432 | 473,062,704 | 22.64% |
| Mushaharka Shaqaalaha aan joogtada ahayn | | | | | |
| 2110203: | Mushaharka Shaqaalaha kale ee joogtada ahayn | 351,600,000 | 351,600,000 | 0 | 0.00% |
| Sub total | | 351,600,000 | 351,600,000 | 0 | 0.00% |
| Gunooyinka | | | | | |
| 2110301: | Gunno Xil | 344,400,000 | 380,400,000 | 36,000,000 | 10.45% |
| 2110303: | Gunno Hawleed | 2,878,200,000 | 3,400,980,000 | 522,780,000 | 18.16% |
| 2110306: | Gunno Ilaalo | 31,000,000 | 31,000,000 | 0 | 0.00% |
| 2110308: | Gunno Ciideed | 42,182,712 | 49,578,672 | 7,395,960 | 17.53% |
| 2110316: | Gunada Dhiirigalinta Shaqaalaha | 91,200,000 | 91,200,000 | 0 | 0.00% |
| 2110318: | Gunnada Ciyaartooyga | 176,904,000 | 176,904,000 | 0 | 0.00% |
| Sub total | | 3,563,886,712 | 4,130,062,672 | 566,175,960 | 15.89% |
| Isticmaalka Nalka & Biyaha | | | | | |
| 2210101: | Isticmaalka Nalka | 70,875,000 | 70,875,000 | 0 | 0.00% |
| 2210102: | Isticmaalka Biyaha | 9,450,000 | 9,450,000 | 0 | 0.00% |
| Sub total | | 80,325,000 | 80,325,000 | 0 | 0.00% |
| Boosaha & Isgaadhsiinta | | | | | |
| 2210201: | Isticmaalka Boosaha & Isgaadhsiinta. | 122,850,000 | 122,850,000 | 0 | 0.00% |
| Sub total | | 122,850,000 | 122,850,000 | 0 | 0.00% |
| Noolka safarada iyo Sahayda Gudaha | | | | | |
| 2210301: | Noolka iyo sahayda Safarada gudaha | 85,050,000 | 100,000,000 | 14,950,000 | 17.58% |
| Sub total | | 85,050,000 | 100,000,000 | 14,950,000 | 17.58% |
| Noolka iyo sahayda safarada dibada | | | | | |
| 2210401: | Noolka & Sahayda Safarada Dibada | 472,500,000 | 472,500,000 | 0 | 0.00% |
| Sub total | | 472,500,000 | 472,500,000 | 0 | 0.00% |
| Kh.Daabacaadaha, wacyigalinta, Baahinta & Xayeysiisyada | | | | | |
| 2210503: | Wargeysyadda & Bugaagta. | 18,900,000 | 16,065,000 | -2,835,000 | -15.00% |
| Sub total | | 18,900,000 | 16,065,000 | -2,835,000 | -15.00% |
| Ijaarka Xafiisyada, Guryahay, Gadiidka iwm | | | | | |
| 2210603: | Ijaarka Xafiisyada | 325,380,000 | 325,380,000 | 0 | 0.00% |
| Sub total | | 325,380,000 | 325,380,000 | 0 | 0.00% |
| Kh. Martiqaadyada & Munaasibadaha | | | | | |
| 2210801: | Martiqaadyada & Munaasibadaha | 169,533,000 | 135,626,000 | -33,907,000 | -20.00% |
| Sub total | | 169,533,000 | 135,626,000 | -33,907,000 | -20.00% |
| Alaabta Xafiisyada | | | | | |
| 2211101: | Alaabta Xafiisyadda (Stationery) | 76,431,600 | 76,431,600 | 0 | 0.00% |
| Sub total | | 76,431,600 | 76,431,600 | 0 | 0.00% |



1050700: Miisaaniyadda 2023 ee Wasaaradda Horumarinta Maalgashiga & Wershedaha

Shidaalka iyo Saliidaha

| | | | | |
|--|--------------------|--------------------|----------|--------------|
| 2211201: Batroolka, Naafatadda & Saliidaha | 368,550,000 | 368,550,000 | 0 | 0.00% |
| Sub total | 368,550,000 | 368,550,000 | 0 | 0.00% |

Kharashyada kale ee Hawl socodsiinta

| | | | | |
|--|--------------------|--------------------|--------------------|---------------|
| 2211342: Kh/Samaynta IT-ga iyo Databaseka | 47,250,000 | 47,250,000 | 0 | 0.00% |
| 2211344: Kh/ Diyaarinta, Dib U Habaynta Iyo Faafinta Shuruucda | 189,000,000 | 189,000,000 | 0 | 0.00% |
| 2211350: Kh. Maalgashiga iyo H. Ganacsiga | 94,500,000 | 94,500,000 | 0 | 0.00% |
| 2211377: Kharashka Cilmi Baadhista | 94,500,000 | 200,500,000 | 106,000,000 | 112.17% |
| Sub total | 425,250,000 | 531,250,000 | 106,000,000 | 24.93% |

Daryeelka Gaadiidka Iyo Mishiinada

| | | | | |
|---|--------------------|--------------------|----------|--------------|
| 2220101: Daryeelka Gaadiidka Iyo Mishiinada | 141,750,000 | 141,750,000 | 0 | 0.00% |
| Sub total | 141,750,000 | 141,750,000 | 0 | 0.00% |

Daryeelka Hantida kale

| | | | | |
|-------------------------------|-------------------|-------------------|----------|--------------|
| 2220204: Daryeelka Xafiisyada | 20,790,000 | 20,790,000 | 0 | 0.00% |
| Sub total | 20,790,000 | 20,790,000 | 0 | 0.00% |

Kharashyada Kale

| | | | | |
|--|-------------------|-------------------|----------|--------------|
| 2840104: Kharashyadda Yar Yar Ee Xafiisyadda | 70,000,000 | 70,000,000 | 0 | 0.00% |
| Sub total | 70,000,000 | 70,000,000 | 0 | 0.00% |

Dhismayaasha

| | | | | |
|---|----------------------|----------------------|--------------------|--------------|
| 3121001: Dhismayasha Xafiisyada, Dugsiyada iyo cusbitaalada | 1,593,750,000 | 1,700,000,000 | 106,250,000 | 6.67% |
| 3121012: Dhismayaasha Kale | 1,393,750,000 | 1,500,000,000 | 106,250,000 | 7.62% |
| Sub total | 2,987,500,000 | 3,200,000,000 | 212,500,000 | 7.11% |

Gaadiidka & Qalabka

| | | | | |
|---|--------------------|----------|---------------------|-----------------|
| 3122001: Iibsiga Gaadiidka & Mishiinada | 212,500,000 | | -212,500,000 | -100.00% |
| Sub total | 212,500,000 | 0 | -212,500,000 | -100.00% |

| | | | | |
|--|-----------------------|-----------------------|----------------------|--------------|
| Total: Wasaaradda Horumarinta Maalgashiga & Wer | 11,582,040,040 | 12,705,486,704 | 1,123,446,664 | 9.70% |
|--|-----------------------|-----------------------|----------------------|--------------|



1060100: Miisaaniyadda 2023 ee Wasaaradda Gaadiidka & Horumarinta Jidadka

| Madax Faahfaahin | 2022 | 2023 | Farqi | % Farqi |
|--|----------------------|----------------------|--------------------|---------------|
| Expenditure | | | | |
| Mashaharka Shaqaalaha Joogtada | | | | |
| 2110101: Mushaharka Shaqaalaha | 5,189,876,528 | 5,281,271,424 | 91,394,896 | 1.76% |
| 2110113: Mashaharka Dalacsiinta Shaqaalaha (Faraq) | | 53,581,440 | 53,581,440 | 100.00% |
| Sub total | 5,189,876,528 | 5,334,852,864 | 144,976,336 | 2.79% |
| Mushaharka Shaqaalaha aan joogtada ahayn | | | | |
| 2110203: Mushaharka Shaqaalaha kale ee joogtada ahayn | 1,793,300,000 | 1,793,300,000 | 0 | 0.00% |
| Sub total | 1,793,300,000 | 1,793,300,000 | 0 | 0.00% |
| Gunooyinka | | | | |
| 2110301: Gunno Xil | 398,400,000 | 398,400,000 | 0 | 0.00% |
| 2110303: Gunno Hawleed | 4,687,514,016 | 5,096,474,016 | 408,960,000 | 8.72% |
| 2110308: Gunno Ciideed | 100,196,382 | 109,746,780 | 9,550,398 | 9.53% |
| 2110316: Gunada Dhiirigalinta Shaqaalaha | 94,592,026 | 94,592,026 | 0 | 0.00% |
| Sub total | 5,280,702,424 | 5,699,212,822 | 418,510,398 | 7.93% |
| Isticmaalka Nalka & Biyaha | | | | |
| 2210101: Isticmaalka Nalka | 147,420,000 | 147,420,000 | 0 | 0.00% |
| 2210102: Isticmaalka Biyaha | 28,350,000 | 28,350,000 | 0 | 0.00% |
| Sub total | 175,770,000 | 175,770,000 | 0 | 0.00% |
| Boosaha & Isgaadhsiinta | | | | |
| 2210201: Isticmaalka Boosaha & Isgaadhsiinta. | 152,334,000 | 152,334,000 | 0 | 0.00% |
| Sub total | 152,334,000 | 152,334,000 | 0 | 0.00% |
| Noolka safarada iyo Sahayda Gudaha | | | | |
| 2210301: Noolka iyo sahayda Safarada gudaha | 141,750,000 | 241,750,000 | 100,000,000 | 70.55% |
| Sub total | 141,750,000 | 241,750,000 | 100,000,000 | 70.55% |
| Kh.Daabacaadaha,wacyigalinta, Baahinta & Xayeysiisyda | | | | |
| 2210503: Wargeysyadda & Bugaagta. | 75,600,000 | 64,260,000 | -11,340,000 | -15.00% |
| 2210506: Daabacada Liisamada Gaadiidka ee lafta ah | 239,593,410 | 239,593,410 | 0 | 0.00% |
| Sub total | 315,193,410 | 303,853,410 | -11,340,000 | -3.60% |
| Ijaarka Xafiisyada, Guryahay ,Gadiidka iwm | | | | |
| 2210603: Ijaarka Xafiisyada | 66,150,000 | 66,150,000 | 0 | 0.00% |
| Sub total | 66,150,000 | 66,150,000 | 0 | 0.00% |
| Kh. Tababaraka & Imtixaanada | | | | |
| 2210701: Tababarka & Imtixaanada. | 94,500,000 | 94,500,000 | 0 | 0.00% |
| Sub total | 94,500,000 | 94,500,000 | 0 | 0.00% |
| Kh. Martiqaadyada & Munaasibadaha | | | | |
| 2210801: Martiqaadyada & Munaasibadaha | 81,656,505 | 105,325,204 | 23,668,699 | 28.99% |
| Sub total | 81,656,505 | 105,325,204 | 23,668,699 | 28.99% |
| Alaabta Xafiisyada | | | | |
| 2211101: Alaabta Xafiisyadda (Stationery) | 104,517,000 | 104,517,000 | 0 | 0.00% |
| Sub total | 104,517,000 | 104,517,000 | 0 | 0.00% |
| Shidaalka iyo Saliidaha | | | | |
| 2211201: Batroolka, Naafatadda & Saliidaha | 907,200,000 | 907,200,000 | 0 | 0.00% |



| 1060100: Miisaaniyadda 2023 ee Wasaaradda Gaadiidka & Horumarinta Jidadka | | | | |
|--|--|-----------------------|-----------------------|------------------------------|
| Sub total | | 907,200,000 | 907,200,000 | 0 0.00% |
| Daryeelka Gaadiidka Iyo Mishiinada | | | | |
| 2220101: Daryeelka Gaadiidka Iyo Mishiinada | | 173,643,750 | 173,643,750 | 0 0.00% |
| Sub total | | 173,643,750 | 173,643,750 | 0 0.00% |
| Daryeelka Hantida kale | | | | |
| 2220204: Daryeelka Xafiisyada | | 47,250,000 | 47,250,000 | 0 0.00% |
| Sub total | | 47,250,000 | 47,250,000 | 0 0.00% |
| Road Development Project | | | | |
| 2400220: Mashruuca Horumarinta Waddooyinka | | 33,000,000,000 | 30,360,000,000 | -2,640,000,000 -8.00% |
| Sub total | | 33,000,000,000 | 30,360,000,000 | -2,640,000,000 -8.00% |
| Kharashyada Kale | | | | |
| 2840104: Kharashyadda Yar Yar Ee Xafiisyadda | | 90,262,449 | 90,262,449 | 0 0.00% |
| Sub total | | 90,262,449 | 90,262,449 | 0 0.00% |
| Dhismayaasha | | | | |
| 3121006: Dhismaha Wadooyinka Iyo Buundooyinka | | 5,400,000,000 | 5,000,000,000 | -400,000,000 -7.41% |
| Sub total | | 5,400,000,000 | 5,000,000,000 | -400,000,000 -7.41% |
| Gaadiidka & Qalabka | | | | |
| 3122001: Iibsiga Gaadiidka & Mishiinada | | | 660,000,000 | 660,000,000 100.00% |
| Sub total | | 0 | 660,000,000 | 660,000,000 100.00% |
| Total: Wasaaradda Gaadiidka & Horumarinta Jidadka | | 53,014,106,066 | 51,309,921,499 | -1,704,184,567 -3.21% |



1060200: Miisaaniyadda 2023 ee Wasaaradda Isgaadhsiinta & Teknoolojiyada

| Madax | Faahfaahin | 2022 | 2023 | Farqi | % Farqi |
|--|--|----------------------|----------------------|--------------------|---------------|
| Expenditure | | | | | |
| Mashaharka Shaqaalaha Joogtada | | | | | |
| 2110101: | Mushaharka Shaqaalaha | 3,221,741,952 | 3,378,035,232 | 156,293,280 | 4.85% |
| 2110107: | Mushaharka Shaqaalaha TMP-ga | | 45,825,984 | 45,825,984 | 100.00% |
| 2110113: | Mashaharka Dalacsiinta Shaqaalaha (Faraq) | | 38,968,320 | 38,968,320 | 100.00% |
| Sub total | | 3,221,741,952 | 3,462,829,536 | 241,087,584 | 7.48% |
| Mushaharka Shaqaalaha aan joogtada ahayn | | | | | |
| 2110203: | Mushaharka Shaqaalaha kale ee joogtada ahayn | 597,600,000 | 597,600,000 | 0 | 0.00% |
| Sub total | | 597,600,000 | 597,600,000 | 0 | 0.00% |
| Gunooyinka | | | | | |
| 2110301: | Gunno Xil | 336,000,000 | 344,400,000 | 8,400,000 | 2.50% |
| 2110303: | Gunno Hawleed | 3,007,200,000 | 3,243,120,000 | 235,920,000 | 7.85% |
| 2110306: | Gunno Ilaalo | 60,000,000 | 60,000,000 | 0 | 0.00% |
| 2110308: | Gunno Ciideed | 62,572,224 | 70,044,546 | 7,472,322 | 11.94% |
| 2110316: | Gunada Dhiirgalinta Shaqaalaha | 163,204,634 | 163,204,634 | 0 | 0.00% |
| Sub total | | 3,628,976,858 | 3,880,769,180 | 251,792,322 | 6.94% |
| Isticmaalka Nalka & Biyaha | | | | | |
| 2210101: | Isticmaalka Nalka | 189,000,000 | 189,000,000 | 0 | 0.00% |
| 2210102: | Isticmaalka Biyaha | 28,350,000 | 28,350,000 | 0 | 0.00% |
| Sub total | | 217,350,000 | 217,350,000 | 0 | 0.00% |
| Boosaha & Isgaadhsiinta | | | | | |
| 2210201: | Isticmaalka Boosaha & Isgaadhsiinta. | 252,315,000 | 252,315,000 | 0 | 0.00% |
| 2210209: | Kharashka Maamulka Hirarka Isgaadhsiinta | 472,500,000 | 472,500,000 | 0 | 0.00% |
| 2210210: | Kharashka Hirgalinta iyo Horumarinta | 945,000,000 | 900,000,000 | -45,000,000 | -4.76% |
| Fayberka (NFOC) | | | | | |
| Sub total | | 1,669,815,000 | 1,624,815,000 | -45,000,000 | -2.69% |
| Noolka safarada iyo Sahayda Gudaha | | | | | |
| 2210301: | Noolka iyo sahayda Safarada gudaha | 153,090,000 | 153,090,000 | 0 | 0.00% |
| Sub total | | 153,090,000 | 153,090,000 | 0 | 0.00% |
| Noolka iyo sahayda safarada dibada | | | | | |
| 2210401: | Noolka & Sahayda Safarada Dibada | 250,772,407 | 295,772,407 | 45,000,000 | 17.94% |
| Sub total | | 250,772,407 | 295,772,407 | 45,000,000 | 17.94% |
| Kh.Daabacaadaha, wacyigalinta, Baahinta & Xayeysiisyada | | | | | |
| 2210503: | Wargeysyadda & Bugaagta. | 4,434,167 | 3,769,042 | -665,125 | -15.00% |
| 2210504: | Kharashka Wacyigalinta | 77,329,928 | 77,329,928 | 0 | 0.00% |
| 2210509: | Daabacaada Agabka Xafiisyadda | 160,650,000 | 160,650,000 | 0 | 0.00% |
| Sub total | | 242,414,095 | 241,748,970 | -665,125 | -0.27% |
| Ijaarka Xafiisyada, Guryahay, Gadiidka iwm | | | | | |
| 2210603: | Ijaarka Xafiisyada | 40,824,000 | 40,824,000 | 0 | 0.00% |
| Sub total | | 40,824,000 | 40,824,000 | 0 | 0.00% |
| Kh. Tababaraka & Imtixaanada | | | | | |
| 2210701: | Tababaraka & Imtixaanada. | 94,500,000 | 94,500,000 | 0 | 0.00% |
| Sub total | | 94,500,000 | 94,500,000 | 0 | 0.00% |



1060200: Miisaaniyadda 2023 ee Wasaaradda Isgaadhsiinta & Teknoolojiyada

Kh. Martiqaadyada & Munaasibadaha

| | | | | |
|--|-------------------|-------------------|--------------------|----------------|
| 2210801: Martiqaadyada & Munaasibadaha | 94,500,000 | 75,600,000 | -18,900,000 | -20.00% |
| Sub total | 94,500,000 | 75,600,000 | -18,900,000 | -20.00% |

libsiga Alaabooyinka Gaarka

| | | | | |
|------------------------------------|-------------------|-------------------|----------|--------------|
| 2211006: libsiga Dharka & Dirayska | 18,900,000 | 18,900,000 | 0 | 0.00% |
| Sub total | 18,900,000 | 18,900,000 | 0 | 0.00% |

Alaabta Xafiisyada

| | | | | |
|--|-------------------|-------------------|----------|--------------|
| 2211101: Alaabta Xafiisyada (Stationery) | 56,700,000 | 56,700,000 | 0 | 0.00% |
| Sub total | 56,700,000 | 56,700,000 | 0 | 0.00% |

Shidaalka iyo Saliidaha

| | | | | |
|--|--------------------|--------------------|----------|--------------|
| 2211201: Batroolka, Naafatadda & Saliidaha | 473,218,485 | 473,218,485 | 0 | 0.00% |
| Sub total | 473,218,485 | 473,218,485 | 0 | 0.00% |

Kharashyada kale ee Hawl socodsiinta

| | | | | |
|--|--------------------|--------------------|----------|--------------|
| 2211342: Kh/Samaynta IT-ga iyo Databaseka | 216,518,400 | 216,518,400 | 0 | 0.00% |
| 2211351: KH. Diyaarinta shuruucda & siyaasadda | 66,150,000 | 66,150,000 | 0 | 0.00% |
| Sub total | 282,668,400 | 282,668,400 | 0 | 0.00% |

Daryeelka Gaadiidka Iyo Mishiinada

| | | | | |
|---|--------------------|--------------------|----------|--------------|
| 2220101: Daryeelka Gaadiidka Iyo Mishiinada | 230,107,500 | 230,107,500 | 0 | 0.00% |
| Sub total | 230,107,500 | 230,107,500 | 0 | 0.00% |

Daryeelka Hantida kale

| | | | | |
|-------------------------------|-------------------|-------------------|----------|--------------|
| 2220204: Daryeelka Xafiisyada | 50,557,500 | 50,557,500 | 0 | 0.00% |
| Sub total | 50,557,500 | 50,557,500 | 0 | 0.00% |

E-Government Project

| | | | | |
|---|----------------------|----------------------|---------------------|---------------|
| 2400213: Mashruuca Teknoolojiyada Dawladda (e-Government) | 1,000,000,000 | 920,000,000 | -80,000,000 | -8.00% |
| 2400214: Mashruuca Raadinta Furaha Dalku-galka | 500,000,000 | 460,000,000 | -40,000,000 | -8.00% |
| 2400228: Mashruuca Xarumaha ICT-ga | 500,000,000 | 460,000,000 | -40,000,000 | -8.00% |
| 2400230: Mashruuca Adeega Boosaha | 764,595,000 | 703,427,400 | -61,167,600 | -8.00% |
| Sub total | 2,764,595,000 | 2,543,427,400 | -221,167,600 | -8.00% |

Kharashyada Kale

| | | | | |
|--|-------------------|-------------------|----------|--------------|
| 2840104: Kharashyadda Yar Yar Ee Xafiisyadda | 50,000,000 | 50,000,000 | 0 | 0.00% |
| Sub total | 50,000,000 | 50,000,000 | 0 | 0.00% |

Saamiyadda

| | | | | |
|---|-----------------------|-----------------------|-----------------------|----------------|
| 3218003: Saamiga Fibber-ka eeDawladda | 7,000,000,000 | 1,275,000,000 | -5,725,000,000 | -81.79% |
| Sub total | 7,000,000,000 | 1,275,000,000 | -5,725,000,000 | -81.79% |
| Total: Wasaaradda Isgaadhsiinta & Teknoolojiyada | 21,138,331,197 | 15,665,478,378 | -5,472,852,819 | -25.89% |



1060300: Miisaaniyadda 2023 ee Wasaaradda Hawlaha Guud, Dhulka & Guriyeynta

| Madax Faahfaahin | 2022 | 2023 | Farqi | % Farqi |
|---|----------------------|----------------------|--------------------|----------------|
| Expenditure | | | | |
| Mashaharka Shaqaalaha Joogtada | | | | |
| 2110101: Mushaharka Shaqaalaha | 4,457,138,400 | 5,262,779,808 | 805,641,408 | 18.08% |
| 2110113: Mashaharka Dalacsiinta Shaqaalaha (Faraq) | | 34,097,280 | 34,097,280 | 100.00% |
| Sub total | 4,457,138,400 | 5,296,877,088 | 839,738,688 | 18.84% |
| Mushaharka Shaqaalaha aan joogtada ahayn | | | | |
| 2110203: Mushaharka Shaqaalaha kale ee joogtada ahayn | 333,600,000 | 547,200,000 | 213,600,000 | 64.03% |
| Sub total | 333,600,000 | 547,200,000 | 213,600,000 | 64.03% |
| Gunooyinka | | | | |
| 2110301: Gunno Xil | 422,400,000 | 512,400,000 | 90,000,000 | 21.31% |
| 2110303: Gunno Hawleed | 3,904,560,000 | 4,742,400,000 | 837,840,000 | 21.46% |
| 2110306: Gunno Ilaalo | 48,000,000 | 48,000,000 | 0 | 0.00% |
| 2110308: Gunno Ciideed | 86,380,008 | 109,641,246 | 23,261,238 | 26.93% |
| 2110316: Gunada Dhiirigalinta Shaqaalaha | 54,828,963 | 54,828,963 | 0 | 0.00% |
| 2110318: Gunnada Ciyaartooyga | 189,000,000 | 189,000,000 | 0 | 0.00% |
| Sub total | 4,705,168,971 | 5,656,270,209 | 951,101,238 | 20.21% |
| Isticmaalka Nalka & Biyaha | | | | |
| 2210101: Isticmaalka Nalka | 61,417,272 | 83,384,543 | 21,967,271 | 35.77% |
| 2210102: Isticmaalka Biyaha | 51,967,272 | 30,000,000 | -21,967,272 | -42.27% |
| Sub total | 113,384,544 | 113,384,543 | -1 | 0.00% |
| Boosaha & Isgaadhsiinta | | | | |
| 2210201: Isticmaalka Boosaha & Isgaadhsiinta. | 75,600,000 | 75,600,000 | 0 | 0.00% |
| Sub total | 75,600,000 | 75,600,000 | 0 | 0.00% |
| Noolka safarada iyo Sahayda Gudaha | | | | |
| 2210301: Noolka iyo sahayda Safarada gudaha | 495,745,186 | 495,745,186 | 0 | 0.00% |
| Sub total | 495,745,186 | 495,745,186 | 0 | 0.00% |
| Kh.Daabacaadaha,wacyigalinta, Baahinta & Xayeysiisyada | | | | |
| 2210503: Wargeysyadda & Bugaagta. | 38,638,827 | 32,843,003 | -5,795,824 | -15.00% |
| Sub total | 38,638,827 | 32,843,003 | -5,795,824 | -15.00% |
| Kh. Martiqaadyada & Munaasibadaha | | | | |
| 2210801: Martiqaadyada & Munaasibadaha | 63,813,189 | 51,050,551 | -12,762,638 | -20.00% |
| Sub total | 63,813,189 | 51,050,551 | -12,762,638 | -20.00% |
| Alaabta Xafiisyada | | | | |
| 2211101: Alaabta Xafiisyadda (Stationery) | 94,500,000 | 94,500,000 | 0 | 0.00% |
| Sub total | 94,500,000 | 94,500,000 | 0 | 0.00% |
| Shidaalka iyo Saliidaha | | | | |
| 2211201: Batroolka, Naafatadda & Saliidaha | 567,000,000 | 567,000,000 | 0 | 0.00% |
| Sub total | 567,000,000 | 567,000,000 | 0 | 0.00% |
| Kharashyada kale ee Hawl socodsiinta | | | | |
| 2211345: Kh/Diiwaangalinta H. Maguurtada & Guurtada ah | 378,000,000 | 378,000,000 | 0 | 0.00% |
| 2211363: Kh. Kormeerka ilaalinta dhismayaasha dawladda | 283,500,000 | 283,500,000 | 0 | 0.00% |



| 1060300: Miisaaniyadda 2023 ee Wasaaradda Hawlaha Guud, Dhulka & Guriyeynta | | | | |
|--|-----------------------|-----------------------|-----------------------|----------------|
| 2211368: Kh. Ilaalinta Dhulka Danta Guud | 378,000,000 | 378,000,000 | 0 | 0.00% |
| Sub total | 1,039,500,000 | 1,039,500,000 | 0 | 0.00% |
| Daryeelka Gaadiidka Iyo Mishiinada | | | | |
| 2220101: Daryeelka Gaadiidka Iyo Mishiinada | 141,750,000 | 141,750,000 | 0 | 0.00% |
| Sub total | 141,750,000 | 141,750,000 | 0 | 0.00% |
| Tawn Planning for Districts Project | | | | |
| 2400236: Mashruuca Qorsheynta Magaalooyinka | 1,890,000,000 | 1,840,000,000 | -50,000,000 | -2.65% |
| Sub total | 1,890,000,000 | 1,840,000,000 | -50,000,000 | -2.65% |
| Kharashyada Kale | | | | |
| 2840104: Kharashyadda Yar Yar Ee Xafiisyadda | 50,000,000 | 50,000,000 | 0 | 0.00% |
| Sub total | 50,000,000 | 50,000,000 | 0 | 0.00% |
| Dhismayaasha | | | | |
| 3121001: Dhismayasha Xafiisyada, Dugsiyada iyo cusbitaalada | | 2,000,000,000 | 2,000,000,000 | 100.00% |
| 3121006: Dhismaha Wadooyinka Iyo Buundooyinka | 3,000,000,000 | | -3,000,000,000 | -100.00% |
| Sub total | 3,000,000,000 | 2,000,000,000 | -1,000,000,000 | -33.33% |
| Gaadiidka & Qalabka | | | | |
| 3122001: Iibsiga Gaadiidka & Mishiinada | 300,000,000 | 300,000,000 | 0 | 0.00% |
| Sub total | 300,000,000 | 300,000,000 | 0 | 0.00% |
| Total: Wasaaradda Hawlaha Guud, Dhulka & Guriyey | 17,365,839,116 | 18,301,720,580 | 935,881,463 | 5.39% |



1070100: Miisaaniyadda 2023 ee Xafiiska Madaxtooyada

| Madax | Faahfaahin | 2022 | 2023 | Farqi | % Farqi |
|--|--|----------------------|----------------------|--------------------|----------------|
| Expenditure | | | | | |
| Mashaharka Shaqaalaha Joogtada | | | | | |
| 2110101: | Mushaharka Shaqaalaha | 3,050,087,040 | 3,135,132,000 | 85,044,960 | 2.79% |
| 2110113: | Mashaharka Dalacsiinta Shaqaalaha (Faraq) | | 19,484,160 | 19,484,160 | 100.00% |
| Sub total | | 3,050,087,040 | 3,154,616,160 | 104,529,120 | 3.43% |
| Mushaharka Shaqaalaha aan joogtada ahayn | | | | | |
| 2110203: | Mushaharka Shaqaalaha kale ee joogtada ahayn | 4,477,848,000 | 4,477,848,000 | 0 | 0.00% |
| Sub total | | 4,477,848,000 | 4,477,848,000 | 0 | 0.00% |
| Gunooyinka | | | | | |
| 2110301: | Gunno Xil | 758,400,000 | 780,000,000 | 21,600,000 | 2.85% |
| 2110303: | Gunno Hawleed | 8,387,200,000 | 8,995,536,640 | 608,336,640 | 7.25% |
| 2110308: | Gunno Ciideed | 70,167,240 | 65,315,250 | -4,851,990 | -6.91% |
| 2110316: | Gunada Dhiirigalinta Shaqaalaha | 62,253,915 | 62,253,915 | 0 | 0.00% |
| Sub total | | 9,278,021,155 | 9,903,105,805 | 625,084,650 | 6.74% |
| Kharashyada Kale ee Shaaqaalaha | | | | | |
| 2130101: | Dawaawaynta & Caafimaadka | 573,920,000 | 573,920,000 | 0 | 0.00% |
| Sub total | | 573,920,000 | 573,920,000 | 0 | 0.00% |
| Isticmaalka Nalka & Biyaha | | | | | |
| 2210101: | Isticmaalka Nalka | 87,445,008 | 87,445,008 | 0 | 0.00% |
| 2210102: | Isticmaalka Biyaha | 175,099,579 | 175,099,579 | 0 | 0.00% |
| Sub total | | 262,544,587 | 262,544,587 | 0 | 0.00% |
| Boosaha & Isgaadhsiinta | | | | | |
| 2210201: | Isticmaalka Boosaha & Isgaadhsiinta. | 859,971,338 | 859,971,338 | 0 | 0.00% |
| Sub total | | 859,971,338 | 859,971,338 | 0 | 0.00% |
| Noolka safarada iyo Sahayda Gudaha | | | | | |
| 2210301: | Noolka iyo sahayda Safarada gudaha | 779,326,961 | 779,326,961 | 0 | 0.00% |
| Sub total | | 779,326,961 | 779,326,961 | 0 | 0.00% |
| Noolka iyo sahayda safarada dibada | | | | | |
| 2210401: | Noolka & Sahayda Safarada Dibada | 2,591,903,436 | 2,591,903,436 | 0 | 0.00% |
| Sub total | | 2,591,903,436 | 2,591,903,436 | 0 | 0.00% |
| Kh.Daabacaadaha,wacyigalinta, Baahinta & Xayeysiisyda | | | | | |
| 2210503: | Wargeysyadda & Bugaagta. | 342,279,000 | 290,937,150 | -51,341,850 | -15.00% |
| 2210504: | Kharashka Wacyigalinta | 150,098,659 | 150,098,659 | 0 | 0.00% |
| Sub total | | 492,377,659 | 441,035,809 | -51,341,850 | -10.43% |
| Ijaarka Xafiisyada, Guryahay ,Gadiidka iwm | | | | | |
| 2210602: | Ijaarka Guryaha | 26,719,308 | 26,719,308 | 0 | 0.00% |
| 2210603: | Ijaarka Xafiisyada | 147,325,500 | 147,325,500 | 0 | 0.00% |
| Sub total | | 174,044,808 | 174,044,808 | 0 | 0.00% |
| Kh. Tababaraka & Imtixaanada | | | | | |
| 2210701: | Tababarka & Imtixaanada. | 128,198,700 | 128,198,700 | 0 | 0.00% |
| Sub total | | 128,198,700 | 128,198,700 | 0 | 0.00% |
| Kh. Martiqaadyada & Munaasibadaha | | | | | |



| 1070100: Miisaaniyadda 2023 ee Xafiiska Madaxtooyada | | | | |
|---|-----------------------|-----------------------|-----------------------|----------------|
| 2210801: Martiqaadyada & Munaasibadaha | 2,802,040,432 | 2,357,632,346 | -444,408,086 | -15.86% |
| 2210802: Dabaaldaga Xusaska 18 may & 26 june | 4,719,688,652 | 4,719,688,652 | 0 | 0.00% |
| 2210806: Kharashka Xafiiska Madaxweyne iyo ku xigeenka | 7,225,470,000 | 7,725,470,000 | 500,000,000 | 6.92% |
| Sub total | 14,747,199,084 | 14,802,790,998 | 55,591,914 | 0.38% |
| libsiga Alaabooyinka Gaarka | | | | |
| 2211001: Daawada | 172,962,509 | 172,962,509 | 0 | 0.00% |
| 2211006: libsiga Dharka & Dirayska | 119,372,484 | 119,372,484 | 0 | 0.00% |
| 2211012: libsiga Qalabka Nalka iyo Biyaha | 280,000,000 | 280,000,000 | 0 | 0.00% |
| Sub total | 572,334,993 | 572,334,993 | 0 | 0.00% |
| Alaabta Xafiisyada | | | | |
| 2211101: Alaabta Xafiisyadda (Stationery) | 245,784,341 | 245,784,341 | 0 | 0.00% |
| Sub total | 245,784,341 | 245,784,341 | 0 | 0.00% |
| Shidaalka iyo Saliidaha | | | | |
| 2211201: Batroolka, Naafatadda & Saliidaha | 2,342,973,812 | 2,342,973,812 | 0 | 0.00% |
| Sub total | 2,342,973,812 | 2,342,973,812 | 0 | 0.00% |
| Kharashyada kale ee Hawl socodsiinta | | | | |
| 2211309: Kharashka Nabadgelyada | 6,923,489,858 | 5,923,489,858 | -1,000,000,000 | -14.44% |
| 2211331: Kharashka Gobolada | 482,626,620 | 482,626,620 | 0 | 0.00% |
| 2211335: Kh/ Bilicda Xafiisyada & Guryaha | 104,944,181 | 104,944,181 | 0 | 0.00% |
| Sub total | 7,511,060,658 | 6,511,060,658 | -1,000,000,000 | -13.31% |
| Daryeelka Gaadiidka Iyo Mishiinada | | | | |
| 2220101: Daryeelka Gaadiidka Iyo Mishiinada | 516,168,450 | 516,168,450 | 0 | 0.00% |
| Sub total | 516,168,450 | 516,168,450 | 0 | 0.00% |
| Kababka Hay'adaha Dawladda | | | | |
| 2510301: Kabka Hay'adda Horumarinta Madaarada | 19,362,957,730 | 19,381,186,707 | 18,228,977 | 0.09% |
| Sub total | 19,362,957,730 | 19,381,186,707 | 18,228,977 | 0.09% |
| Deeqaha iyo Wareejimaha Kale | | | | |
| 2640415: Kaalmooyinka Guud. | 3,000,000,000 | 3,000,000,000 | 0 | 0.00% |
| Sub total | 3,000,000,000 | 3,000,000,000 | 0 | 0.00% |
| Kharashyada Kale | | | | |
| 2840102: Kharashka Gurmadka Ciidanka | 46,526,000,000 | 46,526,000,000 | 0 | 0.00% |
| 2840103: Kharashka Gaar Ah | 3,878,949,924 | 3,878,949,924 | 0 | 0.00% |
| 2840104: Kharashyadda Yar Yar Ee Xafiisyadda | 817,118,958 | 917,118,958 | 100,000,000 | 12.24% |
| 2840105: Kharashka Lama filaanka ah | 12,800,000,000 | 9,800,000,000 | -3,000,000,000 | -23.44% |
| Sub total | 64,022,068,882 | 61,122,068,882 | -2,900,000,000 | -4.53% |
| Dhismayaasha | | | | |
| 3121012: Dhismayaasha Kale | 7,610,000,000 | 10,256,918,000 | 2,646,918,000 | 34.78% |
| Sub total | 7,610,000,000 | 10,256,918,000 | 2,646,918,000 | 34.78% |
| Gaadiidka & Qalabka | | | | |
| 3122001: libsiga Gaadiidka & Mishiinada | 255,899,000 | | -255,899,000 | -100.00% |
| 3122005: Alaabta & Agabka kale | 120,000,000 | 120,000,000 | 0 | 0.00% |
| 3122010: libsiga Qalabka Nalka Iyo Biyaha | | | 0 | #Num! |
| Sub total | 375,899,000 | 120,000,000 | -255,899,000 | -68.08% |



1070100: Miisaaniyadda 2023 ee Xafiiska Madaxtooyada

| | | | | |
|-------------------------------------|------------------------|------------------------|---------------------|---------------|
| Total: Xafiiska Madaxtooyada | 142,974,690,635 | 142,217,802,447 | -756,888,189 | -0.53% |
|-------------------------------------|------------------------|------------------------|---------------------|---------------|



1070300: Miisaaniyadda 2023 ee Golaha Guurtida JSL

| Madax | Faahfaahin | 2022 | 2023 | Farqi | % Farqi |
|--|--|-----------------------|-----------------------|----------------------|----------------|
| Expenditure | | | | | |
| Mashaharka Shaqaalaha Joogtada | | | | | |
| 2110101: | Mushaharka Shaqaalaha | 1,155,993,696 | 1,303,679,520 | 147,685,824 | 12.78% |
| 2110105: | Mushaharka Xildhibaanada Sharc- dajinta | 7,351,500,000 | 7,351,500,000 | 0 | 0.00% |
| Sub total | | 8,507,493,696 | 8,655,179,520 | 147,685,824 | 1.74% |
| Mushaharka Shaqaalaha aan joogtada ahayn | | | | | |
| 2110201: | Mushaharka Shaqaalaha Aan J/Ahayn ee heshiiska lagula jiro | 102,000,000 | 102,000,000 | 0 | 0.00% |
| 2110203: | Mushaharka Shaqaalaha kale ee joogtada ahayn | 799,008,000 | 799,008,000 | 0 | 0.00% |
| Sub total | | 901,008,000 | 901,008,000 | 0 | 0.00% |
| Gunooyinka | | | | | |
| 2110301: | Gunno Xil | 2,320,500,000 | 2,338,500,000 | 18,000,000 | 0.78% |
| 2110303: | Gunno Hawleed | 16,714,978,082 | 20,670,178,082 | 3,955,200,000 | 23.66% |
| 2110308: | Gunno Ciideed | 20,755,878 | 27,159,990 | 6,404,112 | 30.85% |
| Sub total | | 19,056,233,960 | 23,035,838,072 | 3,979,604,112 | 20.88% |
| Kharashyada Kale ee Shaaqaalaha | | | | | |
| 2130101: | Dawaawaynta & Caafimaadka | | 1,000,000,000 | 1,000,000,000 | 100.00% |
| Sub total | | 0 | 1,000,000,000 | 1,000,000,000 | 100.00% |
| Isticmaalka Nalka & Biyaha | | | | | |
| 2210101: | Isticmaalka Nalka | 189,000,000 | 189,000,000 | 0 | 0.00% |
| 2210102: | Isticmaalka Biyaha | 47,250,000 | 47,250,000 | 0 | 0.00% |
| Sub total | | 236,250,000 | 236,250,000 | 0 | 0.00% |
| Boosaha & Isgaadhsiinta | | | | | |
| 2210201: | Isticmaalka Boosaha & Isgaadhsiinta. | 283,500,000 | 283,500,000 | 0 | 0.00% |
| Sub total | | 283,500,000 | 283,500,000 | 0 | 0.00% |
| Noolka safarada iyo Sahayda Gudaha | | | | | |
| 2210301: | Noolka iyo sahayda Safarada gudaha | 538,650,000 | 538,650,000 | 0 | 0.00% |
| Sub total | | 538,650,000 | 538,650,000 | 0 | 0.00% |
| Noolka iyo sahayda safarada dibada | | | | | |
| 2210401: | Noolka & Sahayda Safarada Dibada | 665,280,000 | 665,280,000 | 0 | 0.00% |
| Sub total | | 665,280,000 | 665,280,000 | 0 | 0.00% |
| Kh.Daabacaadaha,wacyigalinta, Baahinta & Xayeysiisyda | | | | | |
| 2210503: | Wargeysyadda & Bugaagta. | 18,900,000 | 16,065,000 | -2,835,000 | -15.00% |
| Sub total | | 18,900,000 | 16,065,000 | -2,835,000 | -15.00% |
| Ijaarka Xafiisyada, Guryahay ,Gadiidka iwm | | | | | |
| 2210602: | Ijaarka Guryaha | 189,000,000 | 189,000,000 | 0 | 0.00% |
| Sub total | | 189,000,000 | 189,000,000 | 0 | 0.00% |
| Kh. Martiqaadyada & Munaasibadaha | | | | | |
| 2210801: | Martiqaadyada & Munaasibadaha | 112,116,690 | 89,693,352 | -22,423,338 | -20.00% |
| Sub total | | 112,116,690 | 89,693,352 | -22,423,338 | -20.00% |
| Alaabta Xafiisyada | | | | | |
| 2211101: | Alaabta Xafiisyadda (Stationery) | 330,750,000 | 330,750,000 | 0 | 0.00% |
| Sub total | | 330,750,000 | 330,750,000 | 0 | 0.00% |



1070300: Miisaaniyadda 2023 ee Golaha Guurtida JSL

Shidaalka iyo Saliidaha

| | | | | |
|--|--------------------|--------------------|----------|--------------|
| 2211201: Batroolka, Naafatadda & Saliidaha | 708,750,000 | 708,750,000 | 0 | 0.00% |
| Sub total | 708,750,000 | 708,750,000 | 0 | 0.00% |

Kharashyada kale ee Hawl socodsiinta

| | | | | |
|--|----------------------|----------------------|----------|--------------|
| 2211309: Kharashka Nabadgelyada | 3,896,707,500 | 3,896,707,500 | 0 | 0.00% |
| 2211344: Kh/ Diyaarinta, Dib U Habaynta Iyo Faafinta | 311,472,000 | 311,472,000 | 0 | 0.00% |
| Shuruucda | | | | |
| Sub total | 4,208,179,500 | 4,208,179,500 | 0 | 0.00% |

Daryeelka Gaadiidka Iyo Mishiinada

| | | | | |
|---|--------------------|--------------------|----------|--------------|
| 2220101: Daryeelka Gaadiidka Iyo Mishiinada | 148,837,500 | 148,837,500 | 0 | 0.00% |
| Sub total | 148,837,500 | 148,837,500 | 0 | 0.00% |

Daryeelka Hantida kale

| | | | | |
|-------------------------------|--------------------|--------------------|----------|--------------|
| 2220204: Daryeelka Xafiisyada | 217,250,000 | 217,250,000 | 0 | 0.00% |
| Sub total | 217,250,000 | 217,250,000 | 0 | 0.00% |

Kharashyada Kale

| | | | | |
|--|-------------------|-------------------|----------|--------------|
| 2840104: Kharashyadda Yar Yar Ee Xafiisyadda | 50,000,000 | 50,000,000 | 0 | 0.00% |
| Sub total | 50,000,000 | 50,000,000 | 0 | 0.00% |

Gaadiidka & Qalabka

| | | | | |
|---|--------------------|-------------------|---------------------|----------------|
| 3122001: Iibsiga Gaadiidka & Mishiinada | 255,000,000 | | -255,000,000 | -100.00% |
| 3122005: Alaabta & Agabka kale | 40,000,000 | 40,000,000 | 0 | 0.00% |
| Sub total | 295,000,000 | 40,000,000 | -255,000,000 | -86.44% |

| | | | | |
|-----------------------------------|-----------------------|-----------------------|----------------------|---------------|
| Total: Golaha Guurtida JSL | 36,467,199,346 | 41,314,230,944 | 4,847,031,598 | 13.29% |
|-----------------------------------|-----------------------|-----------------------|----------------------|---------------|



1070400: Miisaaniyadda 2023 ee Golaha Wakiilada JSL

| Madax | Faahfaahin | 2022 | 2023 | Farqi | % Farqi |
|--|--|-----------------------|-----------------------|------------------------|----------------|
| Expenditure | | | | | |
| Mashaharka Shaqaalaha Joogtada | | | | | |
| 2110101: | Mushaharka Shaqaalaha | 2,067,436,800 | 2,121,140,736 | 53,703,936 | 2.60% |
| 2110105: | Mushaharka Xildhibaanada Sharc- dajinta | 6,396,000,000 | 6,396,000,000 | 0 | 0.00% |
| Sub total | | 8,463,436,800 | 8,517,140,736 | 53,703,936 | 0.63% |
| Mushaharka Shaqaalaha aan joogtada ahayn | | | | | |
| 2110203: | Mushaharka Shaqaalaha kale ee joogtada ahayn | 1,342,686,224 | 1,342,686,224 | 0 | 0.00% |
| Sub total | | 1,342,686,224 | 1,342,686,224 | 0 | 0.00% |
| Gunooyinka | | | | | |
| 2110301: | Gunno Xil | 2,956,500,000 | 2,956,500,000 | 0 | 0.00% |
| 2110303: | Gunno Hawleed | 18,754,121,378 | 27,100,994,713 | 8,346,873,335 | 44.51% |
| 2110306: | Gunno Ilaalo | 350,000,000 | 350,000,000 | 0 | 0.00% |
| 2110308: | Gunno Ciideed | 40,502,748 | 40,502,748 | 0 | 0.00% |
| 2110315: | Gunnada Sagootiska ah ee Xildhibaanada | 19,647,528,000 | | -19,647,528,000 | -100.00% |
| Sub total | | 41,748,652,126 | 30,447,997,461 | -11,300,654,665 | -27.07% |
| Xaqsiinta iyo Hawlgabka Shaqaalaha | | | | | |
| 2120102: | Liitirka | | 60,000,000 | 60,000,000 | 100.00% |
| Sub total | | 0 | 60,000,000 | 60,000,000 | 100.00% |
| Isticmaalka Nalka & Biyaha | | | | | |
| 2210101: | Isticmaalka Nalka | 103,950,000 | 103,950,000 | 0 | 0.00% |
| 2210102: | Isticmaalka Biyaha | 66,150,000 | 66,150,000 | 0 | 0.00% |
| Sub total | | 170,100,000 | 170,100,000 | 0 | 0.00% |
| Boosaha & Isgaadhsiinta | | | | | |
| 2210201: | Isticmaalka Boosaha & Isgaadhsiinta. | 236,250,000 | 236,250,000 | 0 | 0.00% |
| Sub total | | 236,250,000 | 236,250,000 | 0 | 0.00% |
| Noolka safarada iyo Sahayda Gudaha | | | | | |
| 2210301: | Noolka iyo sahayda Safarada gudaha | 708,750,000 | 708,750,000 | 0 | 0.00% |
| Sub total | | 708,750,000 | 708,750,000 | 0 | 0.00% |
| Noolka iyo sahayda safarada dibada | | | | | |
| 2210401: | Noolka & Sahayda Safarada Dibada | 2,153,050,000 | 2,153,050,000 | 0 | 0.00% |
| Sub total | | 2,153,050,000 | 2,153,050,000 | 0 | 0.00% |
| Kh.Daabacaadaha,wacyigalinta, Baahinta & Xayeysiisyda | | | | | |
| 2210503: | Wargeysyada & Bugaagta. | 283,500,000 | 240,975,000 | -42,525,000 | -15.00% |
| Sub total | | 283,500,000 | 240,975,000 | -42,525,000 | -15.00% |
| Ijaarka Xafiisyada, Guryahay ,Gadiidka iwm | | | | | |
| 2210601: | Ijaarka Gaadiidka | 94,500,000 | 94,500,000 | 0 | 0.00% |
| 2210602: | Ijaarka Guryaha | 317,236,500 | 417,236,500 | 100,000,000 | 31.52% |
| 2210603: | Ijaarka Xafiisyada | 198,450,000 | 248,450,000 | 50,000,000 | 25.20% |
| Sub total | | 610,186,500 | 760,186,500 | 150,000,000 | 24.58% |
| Kh. Martiqaadyada & Munaasibadaha | | | | | |
| 2210801: | Martiqaadyada & Munaasibadaha | 236,250,000 | 189,000,000 | -47,250,000 | -20.00% |
| Sub total | | 236,250,000 | 189,000,000 | -47,250,000 | -20.00% |



1070400: Miisaaniyadda 2023 ee Golaha Wakiilada JSL

libsiga Alaabooyinka Gaarka

| | | | | |
|---|-------------------|-------------------|----------|--------------|
| 2211012: libsiga Qalabka Nalka iyo Biyaha | 25,000,000 | 25,000,000 | 0 | 0.00% |
| Sub total | 25,000,000 | 25,000,000 | 0 | 0.00% |

Alaabta Xafiisyada

| | | | | |
|---|--------------------|--------------------|----------|--------------|
| 2211101: Alaabta Xafiisyadda (Stationery) | 189,000,000 | 189,000,000 | 0 | 0.00% |
| Sub total | 189,000,000 | 189,000,000 | 0 | 0.00% |

Shidaalka iyo Saliidaha

| | | | | |
|--|--------------------|--------------------|----------|--------------|
| 2211201: Batroolka, Naafatadda & Saliidaha | 625,250,000 | 625,250,000 | 0 | 0.00% |
| Sub total | 625,250,000 | 625,250,000 | 0 | 0.00% |

Kharashyada kale ee Hawl socodsiinta

| | | | | |
|--|--------------------|----------------------|----------------------|-----------------|
| 2211328: Kharashka Hawl-Socodsiinta Gudiyada | | 6,000,000,000 | 6,000,000,000 | 100.00% |
| 2211335: Kh/ Bilicda Xafiisyada & Guryaha | 236,250,000 | 220,824,016 | -15,425,984 | -6.53% |
| 2211351: KH. Diyaarinta shuruucda & siyaasadda | | 1,000,000,000 | 1,000,000,000 | 100.00% |
| 2211378: Kharashka Dib U Eegista Miisaaniyadda & X/Xidhaha | | 1,000,000,000 | 1,000,000,000 | 100.00% |
| Sub total | 236,250,000 | 8,220,824,016 | 7,984,574,016 | 3379.71% |

Daryeelka Gaadiidka Iyo Mishiinada

| | | | | |
|---|--------------------|--------------------|----------|--------------|
| 2220101: Daryeelka Gaadiidka Iyo Mishiinada | 378,000,000 | 378,000,000 | 0 | 0.00% |
| Sub total | 378,000,000 | 378,000,000 | 0 | 0.00% |

Daryeelka Hantida kale

| | | | | |
|-------------------------------|--------------------|--------------------|----------|--------------|
| 2220204: Daryeelka Xafiisyada | 850,500,000 | 850,500,000 | 0 | 0.00% |
| Sub total | 850,500,000 | 850,500,000 | 0 | 0.00% |

Kharashyada Kale

| | | | | |
|--|----------------------|----------------------|----------|--------------|
| 2840103: Kharashka Gaar Ah | 3,433,600,000 | 3,433,600,000 | 0 | 0.00% |
| 2840104: Kharashyadda Yar Yar Ee Xafiisyadda | 200,000,000 | 200,000,000 | 0 | 0.00% |
| Sub total | 3,633,600,000 | 3,633,600,000 | 0 | 0.00% |

Dhismayaasha

| | | | | |
|---|----------------------|----------|-----------------------|-----------------|
| 3121001: Dhismayasha Xafiisyada, Dugsiyada iyo cusbitaalada | 2,000,000,000 | | -2,000,000,000 | -100.00% |
| Sub total | 2,000,000,000 | 0 | -2,000,000,000 | -100.00% |

Gaadiidka & Qalabka

| | | | | |
|--|--------------------|--------------------|---------------------|----------------|
| 3122001: libsiga Gaadiidka & Mishiinada | 530,000,000 | | -530,000,000 | -100.00% |
| 3122005: Alaabta & Agabka kale | 150,000,000 | 150,000,000 | 0 | 0.00% |
| 3122017: libsiga Qalabka Boosaha & isgaadhsiinta | 250,000,000 | 250,000,000 | 0 | 0.00% |
| Sub total | 930,000,000 | 400,000,000 | -530,000,000 | -56.99% |

Dibu bixinta daymaha ee Amaahiyeyaasha gudaha

| | | | | |
|--------------------------|--------------------|----------------------|--------------------|----------------|
| 5210503: Biilasha Taagan | 150,000,000 | 1,000,000,000 | 850,000,000 | 566.67% |
| Sub total | 150,000,000 | 1,000,000,000 | 850,000,000 | 566.67% |

| | | | | |
|------------------------------------|-----------------------|-----------------------|-----------------------|---------------|
| Total: Golaha Wakiilada JSL | 64,970,461,650 | 60,148,309,937 | -4,822,151,713 | -7.42% |
|------------------------------------|-----------------------|-----------------------|-----------------------|---------------|



1070500: Miisaaniyadda 2023 ee Maxkamadda Sare

| Madax Faahfaahin | 2022 | 2023 | Farqi | % Farqi |
|--|----------------------|----------------------|--------------------|----------------|
| Expenditure | | | | |
| Mashaharka Shaqaalaha Joogtada | | | | |
| 2110102: Mushaharka Shaqaalaha Garsoorka | 958,166,352 | 974,948,832 | 16,782,480 | 1.75% |
| 2110113: Mashaharka Dalacsiinta Shaqaalaha (Faraq) | | 121,776,000 | 121,776,000 | 100.00% |
| Sub total | 958,166,352 | 1,096,724,832 | 138,558,480 | 14.46% |
| Mushaharka Shaqaalaha aan joogtada ahayn | | | | |
| 2110203: Mushaharka Shaqaalaha kale ee joogtada ahayn | 1,759,800,000 | 1,759,800,000 | 0 | 0.00% |
| Sub total | 1,759,800,000 | 1,759,800,000 | 0 | 0.00% |
| Gunooyinka | | | | |
| 2110301: Gunno Xil | 1,356,300,000 | 1,773,960,000 | 417,660,000 | 30.79% |
| 2110303: Gunno Hawleed | 1,939,140,000 | 2,162,640,000 | 223,500,000 | 11.53% |
| 2110306: Gunno Ilaalo | 180,000,000 | 444,000,000 | 264,000,000 | 146.67% |
| 2110308: Gunno Ciideed | 23,079,342 | 20,311,434 | -2,767,908 | -11.99% |
| Sub total | 3,498,519,342 | 4,400,911,434 | 902,392,092 | 25.79% |
| Isticmaalka Nalka & Biyaha | | | | |
| 2210101: Isticmaalka Nalka | 94,500,000 | 94,500,000 | 0 | 0.00% |
| 2210102: Isticmaalka Biyaha | 18,900,000 | 18,900,000 | 0 | 0.00% |
| Sub total | 113,400,000 | 113,400,000 | 0 | 0.00% |
| Boosaha & Isgaadhsiinta | | | | |
| 2210201: Isticmaalka Boosaha & Isgaadhsiinta. | 141,750,000 | 165,750,000 | 24,000,000 | 16.93% |
| Sub total | 141,750,000 | 165,750,000 | 24,000,000 | 16.93% |
| Noolka safarada iyo Sahayda Gudaha | | | | |
| 2210301: Noolka iyo sahayda Safarada gudaha | 447,930,000 | 423,930,000 | -24,000,000 | -5.36% |
| Sub total | 447,930,000 | 423,930,000 | -24,000,000 | -5.36% |
| Kh.Daabacaadaha,wacyigalinta, Baahinta & Xayeysiisyda | | | | |
| 2210503: Wargeysyadda & Bugaagta. | 32,130,000 | 27,310,500 | -4,819,500 | -15.00% |
| Sub total | 32,130,000 | 27,310,500 | -4,819,500 | -15.00% |
| Kh. Tababaraka & Imtixaanada | | | | |
| 2210701: Tababarka & Imtixaanada. | 94,500,000 | 405,500,000 | 311,000,000 | 329.10% |
| Sub total | 94,500,000 | 405,500,000 | 311,000,000 | 329.10% |
| Kh. Martiqaadyada & Munaasibadaha | | | | |
| 2210801: Martiqaadyada & Munaasibadaha | 47,250,000 | 37,800,000 | -9,450,000 | -20.00% |
| Sub total | 47,250,000 | 37,800,000 | -9,450,000 | -20.00% |
| libsiga Alaabooyinka Gaarka | | | | |
| 2211005: libsiga Rashinka Iyo Wixii Soo Raaca | | 79,800,000 | 79,800,000 | 100.00% |
| 2211006: libsiga Dharka & Dirayska | 30,240,000 | 30,240,000 | 0 | 0.00% |
| Sub total | 30,240,000 | 110,040,000 | 79,800,000 | 263.89% |
| Alaabta Xafiisyada | | | | |
| 2211101: Alaabta Xafiisyadda (Stationery) | 148,100,400 | 148,100,400 | 0 | 0.00% |
| Sub total | 148,100,400 | 148,100,400 | 0 | 0.00% |
| Shidaalka iyo Saliidaha | | | | |
| 2211201: Batroolka, Naafatadda & Saliidaha | 472,500,000 | 517,000,000 | 44,500,000 | 9.42% |



1070500: Miisaaniyadda 2023 ee Maxkamadda Sare

| | | | | |
|---|----------------------|-----------------------|----------------------|----------------|
| Sub total | 472,500,000 | 517,000,000 | 44,500,000 | 9.42% |
| Kharashyada kale ee Hawl socodsiinta | | | | |
| 2211324: Kharashka Qareenka Saboolka | 49,140,000 | 49,140,000 | 0 | 0.00% |
| Sub total | 49,140,000 | 49,140,000 | 0 | 0.00% |
| Daryeelka Gaadiidka Iyo Mishiinada | | | | |
| 2220101: Daryeelka Gaadiidka Iyo Mishiinada | 189,000,000 | 189,000,000 | 0 | 0.00% |
| Sub total | 189,000,000 | 189,000,000 | 0 | 0.00% |
| Daryeelka Hantida kale | | | | |
| 2220204: Daryeelka Xafiisyada | 94,500,000 | 200,000,000 | 105,500,000 | 111.64% |
| Sub total | 94,500,000 | 200,000,000 | 105,500,000 | 111.64% |
| Kharashyada Kale | | | | |
| 2840104: Kharashyadda Yar Yar Ee Xafiisyadda | 20,000,000 | 20,000,000 | 0 | 0.00% |
| Sub total | 20,000,000 | 20,000,000 | 0 | 0.00% |
| Dhismayaasha | | | | |
| 3121001: Dhismayasha Xafiisyada, Dugsiyada iyo cusbitaalada | | 421,340,000 | 421,340,000 | 100.00% |
| 3121012: Dhismayaasha Kale | | 170,000,000 | 170,000,000 | 100.00% |
| Sub total | 0 | 591,340,000 | 591,340,000 | 100.00% |
| Gaadiidka & Qalabka | | | | |
| 3122001: Iibsiga Gaadiidka & Mishiinada | | 150,000,000 | 150,000,000 | 100.00% |
| 3122005: Alaabta & Agabka kale | | 500,000,000 | 500,000,000 | 100.00% |
| Sub total | 0 | 650,000,000 | 650,000,000 | 100.00% |
| Total: Maxkamadda Sare | 8,096,926,094 | 10,905,747,166 | 2,808,821,072 | 34.69% |



1070600: Miisaaniyadda 2023 ee Maxkamadaha Hoose

| Madax | Faahfaahin | 2022 | 2023 | Farqi | % Farqi |
|--|--|-----------------------|-----------------------|----------------------|----------------|
| Expenditure | | | | | |
| Mashaharka Shaqaalaha Joogtada | | | | | |
| 2110102: | Mushaharka Shaqaalaha Garsoorka | 7,455,457,152 | 8,518,498,560 | 1,063,041,408 | 14.26% |
| Sub total | | 7,455,457,152 | 8,518,498,560 | 1,063,041,408 | 14.26% |
| Mushaharka Shaqaalaha aan joogtada ahayn | | | | | |
| 2110203: | Mushaharka Shaqaalaha kale ee joogtada ahayn | 3,034,272,384 | 3,208,810,176 | 174,537,792 | 5.75% |
| Sub total | | 3,034,272,384 | 3,208,810,176 | 174,537,792 | 5.75% |
| Gunooyinka | | | | | |
| 2110301: | Gunno Xil | 12,822,948,000 | 14,055,822,000 | 1,232,874,000 | 9.61% |
| 2110302: | Gunno Xagaayeed/Geedfuul | 288,000,000 | 288,000,000 | 0 | 0.00% |
| 2110303: | Gunno Hawleed | 11,894,400,000 | 13,853,040,000 | 1,958,640,000 | 16.47% |
| 2110306: | Gunno Ilaalo | 520,500,000 | 520,500,000 | 0 | 0.00% |
| 2110308: | Gunno Ciideed | 135,351,216 | 178,587,552 | 43,236,336 | 31.94% |
| Sub total | | 25,661,199,216 | 28,895,949,552 | 3,234,750,336 | 12.61% |
| Isticmaalka Nalka & Biyaha | | | | | |
| 2210101: | Isticmaalka Nalka | 342,090,000 | 442,090,000 | 100,000,000 | 29.23% |
| 2210102: | Isticmaalka Biyaha | 64,260,000 | 64,260,000 | 0 | 0.00% |
| Sub total | | 406,350,000 | 506,350,000 | 100,000,000 | 24.61% |
| Boosaha & Isgaadhsiinta | | | | | |
| 2210201: | Isticmaalka Boosaha & Isgaadhsiinta. | 98,280,000 | 198,280,000 | 100,000,000 | 101.75% |
| Sub total | | 98,280,000 | 198,280,000 | 100,000,000 | 101.75% |
| Noolka safarada iyo Sahayda Gudaha | | | | | |
| 2210301: | Noolka iyo sahayda Safarada gudaha | 189,000,000 | 189,000,000 | 0 | 0.00% |
| Sub total | | 189,000,000 | 189,000,000 | 0 | 0.00% |
| Kh.Daabacaadaha, wacyigalinta, Baahinta & Xayeysiisyada | | | | | |
| 2210503: | Wargeysiyadda & Bugaagta. | 37,800,000 | 32,130,000 | -5,670,000 | -15.00% |
| Sub total | | 37,800,000 | 32,130,000 | -5,670,000 | -15.00% |
| Ijaarka Xafiisyada, Guryahay, Gadiidka iwm | | | | | |
| 2210603: | Ijaarka Xafiisyada | 27,216,000 | 27,216,000 | 0 | 0.00% |
| Sub total | | 27,216,000 | 27,216,000 | 0 | 0.00% |
| Alaabta Xafiisyada | | | | | |
| 2211101: | Alaabta Xafiisyadda (Stationery) | 504,630,000 | 604,630,000 | 100,000,000 | 19.82% |
| Sub total | | 504,630,000 | 604,630,000 | 100,000,000 | 19.82% |
| Shidaalka iyo Saliidaha | | | | | |
| 2211201: | Batroolka, Naafatadda & Saliidaha | 438,480,000 | 538,480,000 | 100,000,000 | 22.81% |
| Sub total | | 438,480,000 | 538,480,000 | 100,000,000 | 22.81% |
| Kharashyada kale ee Hawl socodsiinta | | | | | |
| 2211323: | Kharashka Garsoorayaasha | 41,580,000 | 41,580,000 | 0 | 0.00% |
| 2211324: | Kharashka Qareenka Saboolka | 53,766,720 | 153,766,720 | 100,000,000 | 185.99% |
| Sub total | | 95,346,720 | 195,346,720 | 100,000,000 | 104.88% |
| Daryeelka Gaadiidka Iyo Mishiinada | | | | | |
| 2220101: | Daryeelka Gaadiidka Iyo Mishiinada | 283,500,000 | 283,500,000 | 0 | 0.00% |



1070600: Miisaaniyadda 2023 ee Maxkamadaha Hoose

| | | | | | |
|---|-----------------------|-----------------------|----------------------|----------------|--------------|
| Sub total | | 283,500,000 | 283,500,000 | 0 | 0.00% |
| Daryeelka Hantida kale | | | | | |
| 2220204: Daryeelka Xafiisyada | | 800,000,000 | 800,000,000 | 100.00% | |
| Sub total | 0 | 800,000,000 | 800,000,000 | 100.00% | |
| Kharashyada Kale | | | | | |
| 2840104: Kharashyadda Yar Yar Ee Xafiisyadda | | 100,000,000 | 100,000,000 | 100.00% | |
| Sub total | 0 | 100,000,000 | 100,000,000 | 100.00% | |
| Dhismayaasha | | | | | |
| 3121001: Dhismayasha Xafiisyada, Dugsiyada iyo cusbitaalada | 500,000,000 | 688,000,000 | 188,000,000 | 37.60% | |
| Sub total | 500,000,000 | 688,000,000 | 188,000,000 | 37.60% | |
| Gaadiidka & Qalabka | | | | | |
| 3122001: Iibsiga Gaadiidka & Mishiinada | 300,000,000 | 1,300,000,000 | 1,000,000,000 | 333.33% | |
| 3122005: Alaabta & Agabka kale | | 1,000,000,000 | 1,000,000,000 | 100.00% | |
| Sub total | 300,000,000 | 2,300,000,000 | 2,000,000,000 | 666.67% | |
| Total: Maxkamadaha Hoose | 39,031,531,472 | 47,086,191,008 | 8,054,659,536 | 20.64% | |



1070700: Miisaaniyadda 2023 ee Xeerilaalinta Guud Ee Qaranka

| Madax Faahfaahin | 2022 | 2023 | Farqi | % Farqi |
|--|----------------------|----------------------|--------------------|----------------|
| Expenditure | | | | |
| Mashaharka Shaqaalaha Joogtada | | | | |
| 2110101: Mushaharka Shaqaalaha | 1,860,713,712 | 2,072,172,960 | 211,459,248 | 11.36% |
| 2110113: Mashaharka Dalacsiinta Shaqaalaha (Faraq) | | 34,097,280 | 34,097,280 | 100.00% |
| Sub total | 1,860,713,712 | 2,106,270,240 | 245,556,528 | 13.20% |
| Mushaharka Shaqaalaha aan joogtada ahayn | | | | |
| 2110203: Mushaharka Shaqaalaha kale ee joogtada ahayn | 572,760,000 | 572,760,000 | 0 | 0.00% |
| Sub total | 572,760,000 | 572,760,000 | 0 | 0.00% |
| Gunooyinka | | | | |
| 2110301: Gunno Xil | 3,567,390,000 | 3,565,890,000 | -1,500,000 | -0.04% |
| 2110302: Gunno Xagaayeed/Geedfuul | 86,400,000 | 86,400,000 | 0 | 0.00% |
| 2110303: Gunno Hawleed | 2,417,304,000 | 2,884,104,000 | 466,800,000 | 19.31% |
| 2110306: Gunno Ilaalo | 20,000,000 | 20,000,000 | 0 | 0.00% |
| 2110308: Gunno Ciideed | 37,296,402 | 43,170,270 | 5,873,868 | 15.75% |
| 2110316: Gunada Dhiirigalinta Shaqaalaha | | 50,000,000 | 50,000,000 | 100.00% |
| Sub total | 6,128,390,402 | 6,649,564,270 | 521,173,868 | 8.50% |
| Isticmaalka Nalka & Biyaha | | | | |
| 2210101: Isticmaalka Nalka | 103,950,000 | 103,950,000 | 0 | 0.00% |
| 2210102: Isticmaalka Biyaha | 28,350,000 | 28,350,000 | 0 | 0.00% |
| Sub total | 132,300,000 | 132,300,000 | 0 | 0.00% |
| Boosaha & Isgaadhsiinta | | | | |
| 2210201: Isticmaalka Boosaha & Isgaadhsiinta. | 94,500,000 | 94,500,000 | 0 | 0.00% |
| Sub total | 94,500,000 | 94,500,000 | 0 | 0.00% |
| Noolka safarada iyo Sahayda Gudaha | | | | |
| 2210301: Noolka iyo sahayda Safarada gudaha | 189,000,000 | 189,000,000 | 0 | 0.00% |
| Sub total | 189,000,000 | 189,000,000 | 0 | 0.00% |
| Noolka iyo sahayda safarada dibada | | | | |
| 2210401: Noolka & Sahayda Safarada Dibada | 25,515,000 | 25,515,000 | 0 | 0.00% |
| Sub total | 25,515,000 | 25,515,000 | 0 | 0.00% |
| Kh.Daabacaadaha,wacyigalinta, Baahinta & Xayeysiisyda | | | | |
| 2210503: Wargeysyadda & Bugaagta. | 11,340,000 | 9,639,000 | -1,701,000 | -15.00% |
| Sub total | 11,340,000 | 9,639,000 | -1,701,000 | -15.00% |
| Kh. Martiqaadyada & Munaasibadaha | | | | |
| 2210801: Martiqaadyada & Munaasibadaha | 23,625,000 | 18,900,000 | -4,725,000 | -20.00% |
| Sub total | 23,625,000 | 18,900,000 | -4,725,000 | -20.00% |
| Alaabta Xafiisyada | | | | |
| 2211101: Alaabta Xafiisyadda (Stationery) | 160,650,000 | 160,650,000 | 0 | 0.00% |
| Sub total | 160,650,000 | 160,650,000 | 0 | 0.00% |
| Shidaalka iyo Saliidaha | | | | |
| 2211201: Batroolka, Naafatadda & Saliidaha | 330,750,000 | 330,750,000 | 0 | 0.00% |
| Sub total | 330,750,000 | 330,750,000 | 0 | 0.00% |
| Kharashyada kale ee Hawl socodsiinta | | | | |



| 1070700: Miisaaniyadda 2023 ee Xeerilaalinta Guud Ee Qaranka | | | | |
|---|-----------------------|-----------------------|---------------------|----------------|
| 2211322: Kh/Markhatiyada iyo Danbi-Baadhista | 189,000,000 | 189,000,000 | 0 | 0.00% |
| 2211344: Kh/ Diyaarinta, Dib U Habaynta Iyo Faafinta | 189,000,000 | 189,000,000 | 0 | 0.00% |
| <i>Shuruucda</i> | | | | |
| 2211368: Kh. Ilaalinta Dhulka Danta Guud | 162,540,000 | | -162,540,000 | -100.00% |
| Sub total | 540,540,000 | 378,000,000 | -162,540,000 | -30.07% |
| <i>Daryeelka Gaadiidka Iyo Mishiinada</i> | | | | |
| 2220101: Daryeelka Gaadiidka Iyo Mishiinada | 94,500,000 | 94,500,000 | 0 | 0.00% |
| Sub total | 94,500,000 | 94,500,000 | 0 | 0.00% |
| <i>Daryeelka Hantida kale</i> | | | | |
| 2220204: Daryeelka Xafiisyada | 47,250,000 | 167,250,000 | 120,000,000 | 253.97% |
| Sub total | 47,250,000 | 167,250,000 | 120,000,000 | 253.97% |
| <i>Kharashyada Kale</i> | | | | |
| 2840104: Kharashyadda Yar Yar Ee Xafiisyadda | 46,840,000 | 46,840,000 | 0 | 0.00% |
| Sub total | 46,840,000 | 46,840,000 | 0 | 0.00% |
| <i>Gaadiidka & Qalabka</i> | | | | |
| 3122005: Alaabta & Agabka kale | 100,000,000 | 100,000,000 | 0 | 0.00% |
| Sub total | 100,000,000 | 100,000,000 | 0 | 0.00% |
| Total: Xeerilaalinta Guud Ee Qaranka | 10,358,674,114 | 11,076,438,510 | 717,764,396 | 6.93% |



1070800: Miisaaniyadda 2023 ee Hay'adda Shaqaalaha Dawladda

| Madax | Faahfaahin | 2022 | 2023 | Farqi | % Farqi |
|---|--|----------------------|----------------------|-----------------------|----------------|
| Expenditure | | | | | |
| Mashaharka Shaqaalaha Joogtada | | | | | |
| 2110101: | Mushaharka Shaqaalaha | 2,235,508,704 | 3,307,034,016 | 1,071,525,312 | 47.93% |
| 2110107: | Mushaharka Shaqaalaha TMP-ga | 3,850,000,000 | 412,433,856 | -3,437,566,144 | -89.29% |
| 2110113: | Mashaharka Dalacsiinta Shaqaalaha (Faraq) | | 43,839,360 | 43,839,360 | 100.00% |
| Sub total | | 6,085,508,704 | 3,763,307,232 | -2,322,201,472 | -38.16% |
| Mushaharka Shaqaalaha aan joogtada ahayn | | | | | |
| 2110203: | Mushaharka Shaqaalaha kale ee joogtada ahayn | 484,000,000 | 538,000,000 | 54,000,000 | 11.16% |
| Sub total | | 484,000,000 | 538,000,000 | 54,000,000 | 11.16% |
| Gunooyinka | | | | | |
| 2110301: | Gunno Xil | 770,400,000 | 872,400,000 | 102,000,000 | 13.24% |
| 2110303: | Gunno Hawleed | 2,262,960,000 | 3,937,840,000 | 1,674,880,000 | 74.01% |
| 2110306: | Gunno Ilaalo | 25,600,000 | 25,600,000 | 0 | 0.00% |
| 2110308: | Gunno Ciideed | 36,328,578 | 57,030,402 | 20,701,824 | 56.98% |
| Sub total | | 3,095,288,578 | 4,892,870,402 | 1,797,581,824 | 58.07% |
| Xaqsiinta iyo Hawlgabka Shaqaalaha | | | | | |
| 2120101: | Hawlgab | 1,495,584,832 | 1,495,584,832 | 0 | 0.00% |
| 2120102: | Liiltirka | 1,000,000,000 | 1,000,000,000 | 0 | 0.00% |
| Sub total | | 2,495,584,832 | 2,495,584,832 | 0 | 0.00% |
| Isticmaalka Nalka & Biyaha | | | | | |
| 2210101: | Isticmaalka Nalka | 47,250,000 | 47,250,000 | 0 | 0.00% |
| 2210102: | Isticmaalka Biyaha | 13,230,000 | 13,230,000 | 0 | 0.00% |
| Sub total | | 60,480,000 | 60,480,000 | 0 | 0.00% |
| Boosaha & Isgaadhsiinta | | | | | |
| 2210201: | Isticmaalka Boosaha & Isgaadhsiinta. | 47,250,000 | 47,250,000 | 0 | 0.00% |
| Sub total | | 47,250,000 | 47,250,000 | 0 | 0.00% |
| Noolka safarada iyo Sahayda Gudaha | | | | | |
| 2210301: | Noolka iyo sahayda Safarada gudaha | 84,860,051 | 190,860,051 | 106,000,000 | 124.91% |
| Sub total | | 84,860,051 | 190,860,051 | 106,000,000 | 124.91% |
| Kh.Daabacaadaha,wacyigalinta, Baahinta & Xayeysiisyada | | | | | |
| 2210503: | Wargeysyadda & Bugaagta. | 9,450,000 | 8,032,500 | -1,417,500 | -15.00% |
| Sub total | | 9,450,000 | 8,032,500 | -1,417,500 | -15.00% |
| Ijaarka Xafiisyada, Guryahay ,Gadiidka iwm | | | | | |
| 2210603: | Ijaarka Xafiisyada | 79,053,746 | 79,053,746 | 0 | 0.00% |
| Sub total | | 79,053,746 | 79,053,746 | 0 | 0.00% |
| Kh. Tababaraka & Imtixaanada | | | | | |
| 2210701: | Tababarka & Imtixaanada. | 686,542,500 | 686,542,500 | 0 | 0.00% |
| Sub total | | 686,542,500 | 686,542,500 | 0 | 0.00% |
| Alaabta Xafiisyada | | | | | |
| 2211101: | Alaabta Xafiisyadda (Stationery) | 89,686,019 | 89,686,018 | -1 | 0.00% |
| Sub total | | 89,686,019 | 89,686,018 | -1 | 0.00% |
| Shidaalka iyo Saliidaha | | | | | |



| 1070800: Miisaaniyadda 2023 ee Hay'adda Shaqaalaha Dawladda | | | | |
|--|-----------------------|-----------------------|---------------------|-----------------|
| 2211201: Batroolka, Naafatadda & Saliidaha | 262,710,000 | 262,710,000 | 0 | 0.00% |
| Sub total | 262,710,000 | 262,710,000 | 0 | 0.00% |
| Kharashyada kale ee Hawl socodsiinta | | | | |
| 2211353: Kh. Dib U Habaynta SHaqaalaha Dawladda | 340,500,000 | 440,500,000 | 100,000,000 | 29.37% |
| 2211371: Kharashka Habaynta Darajada Shaqaalaha | 283,500,000 | 283,500,000 | 0 | 0.00% |
| Sub total | 624,000,000 | 724,000,000 | 100,000,000 | 16.03% |
| Daryeelka Gaadiidka Iyo Mishiinada | | | | |
| 2220101: Daryeelka Gaadiidka Iyo Mishiinada | 52,390,800 | 52,390,800 | 0 | 0.00% |
| Sub total | 52,390,800 | 52,390,800 | 0 | 0.00% |
| Daryeelka Hantida kale | | | | |
| 2220207: Daryelka Masaajidada iyo Dug. Diiniga ah | 86,940,000 | 86,940,000 | 0 | 0.00% |
| Sub total | 86,940,000 | 86,940,000 | 0 | 0.00% |
| Deeqaha kale ee waxbarasho | | | | |
| 2640103: Kh. Kaalmada Qalin-Jabinta Ardayda Ethiopia | 151,500,000 | 151,500,000 | 0 | 0.00% |
| Sub total | 151,500,000 | 151,500,000 | 0 | 0.00% |
| Kharashyada Kale | | | | |
| 2840104: Kharashyadda Yar Yar Ee Xafiisyadda | 10,000,000 | 40,000,000 | 30,000,000 | 300.00% |
| Sub total | 10,000,000 | 40,000,000 | 30,000,000 | 300.00% |
| Dhismayaasha | | | | |
| 3121001: Dhismayasha Xafiisyada, Dugsiyada iyo cusbitaalada | 607,500,000 | | -607,500,000 | -100.00% |
| Sub total | 607,500,000 | 0 | -607,500,000 | -100.00% |
| Gaadiidka & Qalabka | | | | |
| 3122005: Alaabta & Agabka kale | | 85,000,000 | 85,000,000 | 100.00% |
| Sub total | 0 | 85,000,000 | 85,000,000 | 100.00% |
| Total: Hay'adda Shaqaalaha Dawladda | 15,012,745,230 | 14,254,208,082 | -758,537,149 | -5.05% |



1070900: Miisaaniyadda 2023 ee Machadka Tababarka Shaqaalaha Dawladda

| Madax Faahfaahin | 2022 | 2023 | Farqi | % Farqi |
|--|----------------------|----------------------|--------------------|----------------|
| Expenditure | | | | |
| Mashaharka Shaqaalaha Joogtada | | | | |
| 2110101: Mushaharka Shaqaalaha | 621,816,624 | 692,303,040 | 70,486,416 | 11.34% |
| 2110107: Mushaharka Shaqaalaha TMP-ga | | 91,651,968 | 91,651,968 | 100.00% |
| Sub total | 621,816,624 | 783,955,008 | 162,138,384 | 26.07% |
| Mushaharka Shaqaalaha aan joogtada ahayn | | | | |
| 2110203: Mushaharka Shaqaalaha kale ee joogtada ahayn | 1,260,000,000 | 1,260,000,000 | 0 | 0.00% |
| Sub total | 1,260,000,000 | 1,260,000,000 | 0 | 0.00% |
| Gunooyinka | | | | |
| 2110301: Gunno Xil | 164,400,000 | 254,400,000 | 90,000,000 | 54.74% |
| 2110303: Gunno Hawleed | 3,317,525,200 | 3,380,525,200 | 63,000,000 | 1.90% |
| 2110308: Gunno Ciideed | 11,346,192 | 14,702,688 | 3,356,496 | 29.58% |
| Sub total | 3,493,271,392 | 3,649,627,888 | 156,356,496 | 4.48% |
| Isticmaalka Nalka & Biyaha | | | | |
| 2210101: Isticmaalka Nalka | 66,150,000 | 66,150,000 | 0 | 0.00% |
| 2210102: Isticmaalka Biyaha | 28,350,000 | 28,350,000 | 0 | 0.00% |
| Sub total | 94,500,000 | 94,500,000 | 0 | 0.00% |
| Boosaha & Isgaadhsiinta | | | | |
| 2210201: Isticmaalka Boosaha & Isgaadhsiinta. | 28,350,000 | 28,350,000 | 0 | 0.00% |
| Sub total | 28,350,000 | 28,350,000 | 0 | 0.00% |
| Noolka safarada iyo Sahayda Gudaha | | | | |
| 2210301: Noolka iyo sahayda Safarada gudaha | 28,350,000 | 28,350,000 | 0 | 0.00% |
| Sub total | 28,350,000 | 28,350,000 | 0 | 0.00% |
| Noolka iyo sahayda safarada dibada | | | | |
| 2210401: Noolka & Sahayda Safarada Dibada | 47,250,000 | 47,250,000 | 0 | 0.00% |
| Sub total | 47,250,000 | 47,250,000 | 0 | 0.00% |
| Kh.Daabacaadaha,wacyigalinta, Baahinta & Xayeysiisyda | | | | |
| 2210503: Wargeysyadda & Bugaagta. | 4,725,000 | 5,016,250 | 291,250 | 6.16% |
| Sub total | 4,725,000 | 5,016,250 | 291,250 | 6.16% |
| Kh. Tababaraka & Imtixaanada | | | | |
| 2210701: Tababarka & Imtixaanada. | 94,500,000 | 94,500,000 | 0 | 0.00% |
| Sub total | 94,500,000 | 94,500,000 | 0 | 0.00% |
| Kh. Martiqaadyada & Munaasibadaha | | | | |
| 2210801: Martiqaadyada & Munaasibadaha | 47,250,000 | 37,800,000 | -9,450,000 | -20.00% |
| Sub total | 47,250,000 | 37,800,000 | -9,450,000 | -20.00% |
| libsiga Alaabooyinka Gaarka | | | | |
| 2211012: libsiga Qalabka Nalka iyo Biyaha | 15,000,000 | 15,000,000 | 0 | 0.00% |
| Sub total | 15,000,000 | 15,000,000 | 0 | 0.00% |
| Alaabta Xafiisyada | | | | |
| 2211101: Alaabta Xafiisyadda (Stationery) | 75,600,000 | 175,600,000 | 100,000,000 | 132.28% |
| Sub total | 75,600,000 | 175,600,000 | 100,000,000 | 132.28% |
| Shidaalka iyo Saliidaha | | | | |



| 1070900: Miisaaniyadda 2023 ee Machadka Tababarka Shaqaalaha Dawladda | | | | |
|--|----------------------|----------------------|----------------------|-----------------|
| 2211201: Batroolka, Naafatadda & Saliidaha | 94,500,000 | 214,500,000 | 120,000,000 | 126.98% |
| Sub total | 94,500,000 | 214,500,000 | 120,000,000 | 126.98% |
| Daryeelka Gaadiidka Iyo Mishiinada | | | | |
| 2220101: Daryeelka Gaadiidka Iyo Mishiinada | 28,350,000 | 48,350,000 | 20,000,000 | 70.55% |
| Sub total | 28,350,000 | 48,350,000 | 20,000,000 | 70.55% |
| Daryeelka Hantida kale | | | | |
| 2220204: Daryeelka Xafiisyada | 47,250,000 | 47,250,000 | 0 | 0.00% |
| Sub total | 47,250,000 | 47,250,000 | 0 | 0.00% |
| Kharashyada Kale | | | | |
| 2840104: Kharashyadda Yar Yar Ee Xafiisyadda | 30,000,000 | 30,000,000 | 0 | 0.00% |
| Sub total | 30,000,000 | 30,000,000 | 0 | 0.00% |
| Dhismayaasha | | | | |
| 3121001: Dhismayasha Xafiisyada, Dugsiyada iyo cusbitaalada | | 1,000,000,000 | 1,000,000,000 | 100.00% |
| Sub total | 0 | 1,000,000,000 | 1,000,000,000 | 100.00% |
| Gaadiidka & Qalabka | | | | |
| 3122001: Iibsiga Gaadiidka & Mishiinada | 105,000,000 | | -105,000,000 | -100.00% |
| Sub total | 105,000,000 | 0 | -105,000,000 | -100.00% |
| Total: Machadka Tababarka Shaqaalaha Dawladda | 6,115,713,016 | 7,560,049,146 | 1,444,336,130 | 23.62% |



1071000: Miisaaniyadda 2023 ee Hantidhawrka Guud Ee Qaranka

| Madax | Faahfaahin | 2022 | 2023 | Farqi | % Farqi |
|--|--|----------------------|----------------------|--------------------|----------------|
| Expenditure | | | | | |
| Mashaharka Shaqaalaha Joogtada | | | | | |
| 2110101: | Mushaharka Shaqaalaha | 1,775,504,016 | 1,896,337,872 | 120,833,856 | 6.81% |
| 2110107: | Mushaharka Shaqaalaha TMP-ga | | 45,820,584 | 45,820,584 | 100.00% |
| 2110113: | Mashaharka Dalacsiinta Shaqaalaha (Faraq) | | 34,097,280 | 34,097,280 | 100.00% |
| Sub total | | 1,775,504,016 | 1,976,255,736 | 200,751,720 | 11.31% |
| Mushaharka Shaqaalaha aan joogtada ahayn | | | | | |
| 2110203: | Mushaharka Shaqaalaha kale ee joogtada ahayn | 329,280,000 | 329,280,000 | 0 | 0.00% |
| Sub total | | 329,280,000 | 329,280,000 | 0 | 0.00% |
| Gunooyinka | | | | | |
| 2110301: | Gunno Xil | 430,200,000 | 466,200,000 | 36,000,000 | 8.37% |
| 2110303: | Gunno Hawleed | 4,034,100,000 | 4,025,700,000 | -8,400,000 | -0.21% |
| 2110306: | Gunno Ilaalo | 140,000,000 | 140,000,000 | 0 | 0.00% |
| 2110308: | Gunno Ciideed | 36,779,886 | 39,507,039 | 2,727,153 | 7.41% |
| 2110316: | Gunada Dhiirgalinta Shaqaalaha | 180,373,232 | 180,373,232 | 0 | 0.00% |
| Sub total | | 4,821,453,118 | 4,851,780,271 | 30,327,153 | 0.63% |
| Isticmaalka Nalka & Biyaha | | | | | |
| 2210101: | Isticmaalka Nalka | 94,500,000 | 94,500,000 | 0 | 0.00% |
| 2210102: | Isticmaalka Biyaha | 18,900,000 | 18,900,000 | 0 | 0.00% |
| Sub total | | 113,400,000 | 113,400,000 | 0 | 0.00% |
| Boosaha & Isgaadhsiinta | | | | | |
| 2210201: | Isticmaalka Boosaha & Isgaadhsiinta. | 108,490,158 | 108,490,158 | 0 | 0.00% |
| Sub total | | 108,490,158 | 108,490,158 | 0 | 0.00% |
| Noolka safarada iyo Sahayda Gudaha | | | | | |
| 2210301: | Noolka iyo sahayda Safarada gudaha | 472,500,000 | 489,500,000 | 17,000,000 | 3.60% |
| Sub total | | 472,500,000 | 489,500,000 | 17,000,000 | 3.60% |
| Kh.Daabacaadaha,wacyigalinta, Baahinta & Xayeysiisyda | | | | | |
| 2210503: | Wargeysyadda & Bugaagta. | 29,165,648 | 24,790,801 | -4,374,847 | -15.00% |
| Sub total | | 29,165,648 | 24,790,801 | -4,374,847 | -15.00% |
| Kh. Tababaraka & Imtixaanada | | | | | |
| 2210701: | Tababarka & Imtixaanada. | | 100,000,000 | 100,000,000 | 100.00% |
| Sub total | | 0 | 100,000,000 | 100,000,000 | 100.00% |
| Iibsiga Alaabooyinka Gaarka | | | | | |
| 2211012: | Iibsiga Qalabka Nalka iyo Biyaha | 20,000,000 | 25,000,000 | 5,000,000 | 25.00% |
| Sub total | | 20,000,000 | 25,000,000 | 5,000,000 | 25.00% |
| Alaabta Xafiisyada | | | | | |
| 2211101: | Alaabta Xafiisyadda (Stationery) | 92,043,572 | 117,043,572 | 25,000,000 | 27.16% |
| Sub total | | 92,043,572 | 117,043,572 | 25,000,000 | 27.16% |
| Shidaalka iyo Saliidaha | | | | | |
| 2211201: | Batroolka, Naafatadda & Saliidaha | 425,250,000 | 452,250,000 | 27,000,000 | 6.35% |
| Sub total | | 425,250,000 | 452,250,000 | 27,000,000 | 6.35% |
| Kharashyada kale ee Hawl socodsiinta | | | | | |



| 1071000: Miisaaniyadda 2023 ee Hantidhawrka Guud Ee Qaranka | | | | |
|--|-----------------------|-----------------------|----------------------|----------------|
| 2211322: Kh/Markhatiyada iyo Danbi-Baadhista | | 50,000,000 | 50,000,000 | 100.00% |
| 2211334: Kh.Samaynta Xisaab Xidhka (Xis-Guud) | 311,850,000 | 311,850,000 | 0 | 0.00% |
| 2211355: Kharsha Horumarinta PFM-Ka | | 250,000,000 | 250,000,000 | 100.00% |
| 2211367: Kh. Baadhista Hanti-dhowrka | 5,670,000,000 | 5,835,000,000 | 165,000,000 | 2.91% |
| Sub total | 5,981,850,000 | 6,446,850,000 | 465,000,000 | 7.77% |
| Daryeelka Gaadiidka Iyo Mishiinada | | | | |
| 2220101: Daryeelka Gaadiidka Iyo Mishiinada | 94,500,000 | 149,500,000 | 55,000,000 | 58.20% |
| Sub total | 94,500,000 | 149,500,000 | 55,000,000 | 58.20% |
| Daryeelka Hantida kale | | | | |
| 2220204: Daryeelka Xafiisyada | 94,500,000 | 114,500,000 | 20,000,000 | 21.16% |
| Sub total | 94,500,000 | 114,500,000 | 20,000,000 | 21.16% |
| Kharashyada Kale | | | | |
| 2840104: Kharashyadda Yar Yar Ee Xafiisyadda | 20,310,000 | 30,000,000 | 9,690,000 | 47.71% |
| Sub total | 20,310,000 | 30,000,000 | 9,690,000 | 47.71% |
| Gaadiidka & Qalabka | | | | |
| 3122017: Iibsiga Qalabka Boosaha & isgaadhsiinta | 10,000,000 | 10,000,000 | 0 | 0.00% |
| Sub total | 10,000,000 | 10,000,000 | 0 | 0.00% |
| Dibu bixinta daymaha ee Amaahiyeyaasha gudaha | | | | |
| 5210503: Biilasha Taagan | | 90,992,300 | 90,992,300 | 100.00% |
| Sub total | 0 | 90,992,300 | 90,992,300 | 100.00% |
| Total: Hantidhawrka Guud Ee Qaranka | 14,388,246,512 | 15,429,632,838 | 1,041,386,326 | 7.24% |



1071200: Miisaaniyadda 2023 ee Garyaqaanka Guud Ee Qaranka

| Madax Faahfaahin | 2022 | 2023 | Farqi | % Farqi |
|--|----------------------|----------------------|---------------------|----------------|
| Expenditure | | | | |
| Mashaharka Shaqaalaha Joogtada | | | | |
| 2110101: Mushaharka Shaqaalaha | 1,060,817,472 | 1,159,000,128 | 98,182,656 | 9.26% |
| 2110113: Mashaharka Dalacsiinta Shaqaalaha (Faraq) | | 29,226,240 | 29,226,240 | 100.00% |
| Sub total | 1,060,817,472 | 1,188,226,368 | 127,408,896 | 12.01% |
| Mushaharka Shaqaalaha aan joogtada ahayn | | | | |
| 2110203: Mushaharka Shaqaalaha kale ee joogtada ahayn | 471,600,000 | 471,600,000 | 0 | 0.00% |
| Sub total | 471,600,000 | 471,600,000 | 0 | 0.00% |
| Gunooyinka | | | | |
| 2110301: Gunno Xil | 280,800,000 | 314,400,000 | 33,600,000 | 11.97% |
| 2110303: Gunno Hawleed | 2,217,672,000 | 2,468,976,000 | 251,304,000 | 11.33% |
| 2110306: Gunno Ilaalo | | 21,600,000 | 21,600,000 | 100.00% |
| 2110308: Gunno Ciideed | 20,561,970 | 23,410,530 | 2,848,560 | 13.85% |
| 2110316: Gunada Dhiirigalinta Shaqaalaha | 49,359,932 | 49,359,932 | 0 | 0.00% |
| Sub total | 2,568,393,902 | 2,877,746,462 | 309,352,560 | 12.04% |
| Isticmaalka Nalka & Biyaha | | | | |
| 2210101: Isticmaalka Nalka | 18,900,000 | 18,900,000 | 0 | 0.00% |
| 2210102: Isticmaalka Biyaha | 4,725,000 | 4,725,000 | 0 | 0.00% |
| Sub total | 23,625,000 | 23,625,000 | 0 | 0.00% |
| Boosaha & Isgaadhsiinta | | | | |
| 2210201: Isticmaalka Boosaha & Isgaadhsiinta. | 17,718,750 | 17,718,750 | 0 | 0.00% |
| Sub total | 17,718,750 | 17,718,750 | 0 | 0.00% |
| Noolka safarada iyo Sahayda Gudaha | | | | |
| 2210301: Noolka iyo sahayda Safarada gudaha | 9,450,000 | 9,450,000 | 0 | 0.00% |
| Sub total | 9,450,000 | 9,450,000 | 0 | 0.00% |
| Kh.Daabacaadaha, wacyigalinta, Baahinta & Xayeysiisyada | | | | |
| 2210503: Wargeysyadda & Bugaagta. | 1,890,000 | 3,606,500 | 1,716,500 | 90.82% |
| Sub total | 1,890,000 | 3,606,500 | 1,716,500 | 90.82% |
| Ijaarka Xafiisyada, Guryahay ,Gadiidka iwm | | | | |
| 2210603: Ijaarka Xafiisyada | 110,565,000 | 119,235,000 | 8,670,000 | 7.84% |
| Sub total | 110,565,000 | 119,235,000 | 8,670,000 | 7.84% |
| Alaabta Xafiisyada | | | | |
| 2211101: Alaabta Xafiisyadda (Stationery) | 18,900,000 | 18,900,000 | 0 | 0.00% |
| Sub total | 18,900,000 | 18,900,000 | 0 | 0.00% |
| Shidaalka iyo Saliidaha | | | | |
| 2211201: Batroolka, Naafatadda & Saliidaha | 122,850,000 | 122,850,000 | 0 | 0.00% |
| Sub total | 122,850,000 | 122,850,000 | 0 | 0.00% |
| Kharashyada kale ee Hawl socodsiinta | | | | |
| 2211323: Kharashka Garsoorayaasha | 28,350,000 | 28,350,000 | 0 | 0.00% |
| 2211344: Kh/ Diyaarinta, Dib U Habaynta Iyo Faafinta Shuruucda | 1,471,616,453 | 1,071,616,453 | -400,000,000 | -27.18% |
| Sub total | 1,499,966,453 | 1,099,966,453 | -400,000,000 | -26.67% |
| Daryeelka Gaadiidka Iyo Mishiinada | | | | |



| 1071200: Miisaaniyadda 2023 ee Garyaqaanka Guud Ee Qaranka | | | | |
|---|----------------------|----------------------|--------------------|----------------|
| 2220101: Daryeelka Gaadiidka Iyo Mishiinada | 40,682,250 | 40,682,250 | 0 | 0.00% |
| Sub total | 40,682,250 | 40,682,250 | 0 | 0.00% |
| Kharashyada Kale | | | | |
| 2840104: Kharashyadda Yar Yar Ee Xafiisyadda | 5,000,000 | 5,000,000 | 0 | 0.00% |
| Sub total | 5,000,000 | 5,000,000 | 0 | 0.00% |
| Gaadiidka & Qalabka | | | | |
| 3122005: Alaabta & Agabka kale | 60,000,000 | 40,000,000 | -20,000,000 | -33.33% |
| Sub total | 60,000,000 | 40,000,000 | -20,000,000 | -33.33% |
| Total: Garyaqaanka Guud Ee Qaranka | 6,011,458,827 | 6,038,606,783 | 27,147,956 | 0.45% |

**1071300: Miisaaniyadda 2023 ee Wasaaradda Arrimaha Debedda & Iskaashiga Caalamiga ah**

| Madax | Faahfaahin | 2022 | 2023 | Farqi | % Farqi |
|--|--|----------------------|----------------------|---------------------|----------------|
| Expenditure | | | | | |
| Mashaharka Shaqaalaha Joogtada | | | | | |
| 2110101: | Mushaharka Shaqaalaha | 1,935,421,488 | 2,064,759,840 | 129,338,352 | 6.68% |
| 2110107: | Mushaharka Shaqaalaha TMP-ga | | 91,651,968 | 91,651,968 | 100.00% |
| 2110113: | Mashaharka Dalacsiinta Shaqaalaha (Faraq) | | 34,097,280 | 34,097,280 | 100.00% |
| Sub total | | 1,935,421,488 | 2,190,509,088 | 255,087,600 | 13.18% |
| Mushaharka Shaqaalaha aan joogtada ahayn | | | | | |
| 2110203: | Mushaharka Shaqaalaha kale ee joogtada ahayn | 445,200,000 | 445,200,000 | 0 | 0.00% |
| Sub total | | 445,200,000 | 445,200,000 | 0 | 0.00% |
| Gunooyinka | | | | | |
| 2110301: | Gunno Xil | 398,400,000 | 416,400,000 | 18,000,000 | 4.52% |
| 2110303: | Gunno Hawleed | 2,531,100,000 | 2,663,040,000 | 131,940,000 | 5.21% |
| 2110306: | Gunno Ilaalo | 36,000,000 | 36,000,000 | 0 | 0.00% |
| 2110308: | Gunno Ciideed | 37,478,310 | 41,464,566 | 3,986,256 | 10.64% |
| 2110316: | Gunada Dhiirigalinta Shaqaalaha | 41,295,590 | 41,295,590 | 0 | 0.00% |
| Sub total | | 3,044,273,900 | 3,198,200,156 | 153,926,256 | 5.06% |
| Isticmaalka Nalka & Biyaha | | | | | |
| 2210101: | Isticmaalka Nalka | 94,500,000 | 144,500,000 | 50,000,000 | 52.91% |
| 2210102: | Isticmaalka Biyaha | 39,217,500 | 39,217,500 | 0 | 0.00% |
| Sub total | | 133,717,500 | 183,717,500 | 50,000,000 | 37.39% |
| Boosaha & Isgaadhsiinta | | | | | |
| 2210201: | Isticmaalka Boosaha & Isgaadhsiinta. | 245,700,000 | 320,700,000 | 75,000,000 | 30.53% |
| Sub total | | 245,700,000 | 320,700,000 | 75,000,000 | 30.53% |
| Noolka safarada iyo Sahayda Gudaha | | | | | |
| 2210301: | Noolka iyo sahayda Safarada gudaha | 24,778,278 | 24,778,278 | 0 | 0.00% |
| 2210308: | Kharashka Safarka Gudaha | 47,250,000 | 47,250,000 | 0 | 0.00% |
| Sub total | | 72,028,278 | 72,028,278 | 0 | 0.00% |
| Noolka iyo sahayda safarada dibada | | | | | |
| 2210401: | Noolka & Sahayda Safarada Dibada | 945,000,000 | 945,000,000 | 0 | 0.00% |
| Sub total | | 945,000,000 | 945,000,000 | 0 | 0.00% |
| Kh.Daabacaadaha,wacyigalinta, Baahinta & Xayeysiisyda | | | | | |
| 2210503: | Wargeysyadda & Bugaagta. | 149,987,503 | 127,489,378 | -22,498,125 | -15.00% |
| Sub total | | 149,987,503 | 127,489,378 | -22,498,125 | -15.00% |
| Ijaarka Xafiisyada, Guryahay ,Gadiidka iwm | | | | | |
| 2210601: | Ijaarka Gaadiidka | 106,776,200 | 106,776,200 | 0 | 0.00% |
| Sub total | | 106,776,200 | 106,776,200 | 0 | 0.00% |
| Kh. Martiqaadyada & Munaasibadaha | | | | | |
| 2210801: | Martiqaadyada & Munaasibadaha | 598,326,394 | 478,661,115 | -119,665,279 | -20.00% |
| Sub total | | 598,326,394 | 478,661,115 | -119,665,279 | -20.00% |
| Iibsiga Alaabooyinka Gaarka | | | | | |
| 2211006: | Iibsiga Dharka & Dirayska | 47,250,000 | 47,250,000 | 0 | 0.00% |
| Sub total | | 47,250,000 | 47,250,000 | 0 | 0.00% |



1071300: Miisaaniyadda 2023 ee Wasaaradda Arrimaha Debedda & Iskaashiga Caalamiga ah

Alaabta Xafiisyada

| | | | | |
|--|--------------------|--------------------|----------|--------------|
| 2211101: Alaabta Xafiisyada (Stationery) | 113,400,000 | 113,400,000 | 0 | 0.00% |
| Sub total | 113,400,000 | 113,400,000 | 0 | 0.00% |

Shidaalka iyo Saliidaha

| | | | | |
|--|--------------------|--------------------|--------------------|---------------|
| 2211201: Batroolka, Naafatadda & Saliidaha | 567,000,000 | 717,000,000 | 150,000,000 | 26.46% |
| Sub total | 567,000,000 | 717,000,000 | 150,000,000 | 26.46% |

Kharashyada kale ee Hawl socodsiinta

| | | | | |
|--|-----------------------|-----------------------|----------|--------------|
| 2211316: Kharashka Safaaradaha & Qunsilayadaha | 23,575,000,000 | 23,575,000,000 | 0 | 0.00% |
| Sub total | 23,575,000,000 | 23,575,000,000 | 0 | 0.00% |

Daryeelka Gaadiidka Iyo Mishiinada

| | | | | |
|---|--------------------|--------------------|-------------------|---------------|
| 2220101: Daryeelka Gaadiidka Iyo Mishiinada | 141,750,000 | 191,750,000 | 50,000,000 | 35.27% |
| Sub total | 141,750,000 | 191,750,000 | 50,000,000 | 35.27% |

Daryeelka Hantida kale

| | | | | |
|-------------------------------|--------------------|--------------------|--------------------|----------------|
| 2220204: Daryeelka Xafiisyada | 189,000,000 | 389,000,000 | 200,000,000 | 105.82% |
| Sub total | 189,000,000 | 389,000,000 | 200,000,000 | 105.82% |

National Reconition campaing Fund

| | | | | |
|--|-----------------------|-----------------------|-----------------------|----------------|
| 2400238: Sanduuqa Ictiraaf-raadinta Qaranka | 11,945,257,200 | 10,353,546,600 | -1,591,710,600 | -13.33% |
| 2400239: Mashruuca Ilaalinta Khayraadka Badda & Kahortagga Budcad-baddeeda | 1,028,160,000 | 882,659,328 | -145,500,672 | -14.15% |
| 2400244: Sanduuqa Adeegga & Isku-xidhka Qurbajoogga | 1,795,500,000 | 1,522,584,000 | -272,916,000 | -15.20% |
| Sub total | 14,768,917,200 | 12,758,789,928 | -2,010,127,272 | -13.61% |

Kharashyada Kale

| | | | | |
|-------------------------------------|----------------------|----------|-----------------------|-----------------|
| 2840105: Kharashka Lama filaanka ah | 1,761,023,710 | | -1,761,023,710 | -100.00% |
| Sub total | 1,761,023,710 | 0 | -1,761,023,710 | -100.00% |

Gaadiidka & Qalabka

| | | | | |
|---|----------------------|----------|-----------------------|-----------------|
| 3122001: Iibsiga Gaadiidka & Mishiinada | 4,405,242,800 | | -4,405,242,800 | -100.00% |
| Sub total | 4,405,242,800 | 0 | -4,405,242,800 | -100.00% |

| | | | | |
|--|-----------------------|-----------------------|-----------------------|----------------|
| Total: Wasaaradda Arrimaha Debedda & Iskaashiga C | 53,245,014,973 | 45,860,471,643 | -7,384,543,329 | -13.87% |
|--|-----------------------|-----------------------|-----------------------|----------------|



1071400: Miisaaniyadda 2023 ee Wasaaradda Cadaaladda

| Madax | Faahfaahin | 2022 | 2023 | Farqi | % Farqi |
|--|--|----------------------|----------------------|---------------------|----------------|
| Expenditure | | | | | |
| Mashaharka Shaqaalaha Joogtada | | | | | |
| 2110101: | Mushaharka Shaqaalaha | 3,482,704,368 | 3,571,929,504 | 89,225,136 | 2.56% |
| 2110107: | Mushaharka Shaqaalaha TMP-ga | | 183,303,936 | 183,303,936 | 100.00% |
| 2110113: | Mashaharka Dalacsiinta Shaqaalaha (Faraq) | | 48,710,400 | 48,710,400 | 100.00% |
| Sub total | | 3,482,704,368 | 3,803,943,840 | 321,239,472 | 9.22% |
| Mushaharka Shaqaalaha aan joogtada ahayn | | | | | |
| 2110203: | Mushaharka Shaqaalaha kale ee joogtada ahayn | 853,200,000 | 853,200,000 | 0 | 0.00% |
| Sub total | | 853,200,000 | 853,200,000 | 0 | 0.00% |
| Gunooyinka | | | | | |
| 2110301: | Gunno Xil | 692,400,000 | 692,400,000 | 0 | 0.00% |
| 2110303: | Gunno Hawleed | 4,192,428,000 | 4,394,328,000 | 201,900,000 | 4.82% |
| 2110306: | Gunno Ilaalo | 110,400,000 | 110,400,000 | 0 | 0.00% |
| 2110308: | Gunno Ciideed | 69,767,412 | 74,415,198 | 4,647,786 | 6.66% |
| 2110318: | Gunnada Ciyaartooyga | 189,000,000 | 189,000,000 | 0 | 0.00% |
| Sub total | | 5,253,995,412 | 5,460,543,198 | 206,547,786 | 3.93% |
| Isticmaalka Nalka & Biyaha | | | | | |
| 2210101: | Isticmaalka Nalka | 124,740,000 | 144,740,000 | 20,000,000 | 16.03% |
| 2210102: | Isticmaalka Biyaha | 18,900,000 | 23,900,000 | 5,000,000 | 26.46% |
| Sub total | | 143,640,000 | 168,640,000 | 25,000,000 | 17.40% |
| Boosaha & Isgaadhsiinta | | | | | |
| 2210201: | Isticmaalka Boosaha & Isgaadhsiinta. | 122,850,000 | 122,850,000 | 0 | 0.00% |
| Sub total | | 122,850,000 | 122,850,000 | 0 | 0.00% |
| Noolka safarada iyo Sahayda Gudaha | | | | | |
| 2210301: | Noolka iyo sahayda Safarada gudaha | 236,250,000 | 236,250,000 | 0 | 0.00% |
| Sub total | | 236,250,000 | 236,250,000 | 0 | 0.00% |
| Kh.Daabacaadaha,wacyigalinta, Baahinta & Xayeysiisyda | | | | | |
| 2210503: | Wargeysyadda & Bugaagta. | 19,067,870 | 16,207,690 | -2,860,180 | -15.00% |
| Sub total | | 19,067,870 | 16,207,690 | -2,860,180 | -15.00% |
| Ijaarka Xafiisyada, Guryahay ,Gadiidka iwm | | | | | |
| 2210603: | Ijaarka Xafiisyada | 113,400,000 | 113,400,000 | 0 | 0.00% |
| Sub total | | 113,400,000 | 113,400,000 | 0 | 0.00% |
| Kh. Tababaraka & Imtixaanada | | | | | |
| 2210701: | Tababarka & Imtixaanada. | 218,105,167 | 118,105,166 | -100,000,001 | -45.85% |
| Sub total | | 218,105,167 | 118,105,166 | -100,000,001 | -45.85% |
| Kh. Martiqaadyada & Munaasibadaha | | | | | |
| 2210801: | Martiqaadyada & Munaasibadaha | 128,520,000 | 150,816,000 | 22,296,000 | 17.35% |
| Sub total | | 128,520,000 | 150,816,000 | 22,296,000 | 17.35% |
| Alaabta Xafiisyada | | | | | |
| 2211101: | Alaabta Xafiisyadda (Stationery) | 94,500,000 | 109,500,000 | 15,000,000 | 15.87% |
| Sub total | | 94,500,000 | 109,500,000 | 15,000,000 | 15.87% |
| Shidaalka iyo Saliidaha | | | | | |



| 1071400: Miisaaniyadda 2023 ee Wasaaradda Cadaaladda | | | | |
|---|-----------------------|-----------------------|---------------------|----------------|
| 2211201: Batroolka, Naafatadda & Saliidaha | 535,263,437 | 535,263,437 | 0 | 0.00% |
| Sub total | 535,263,437 | 535,263,437 | 0 | 0.00% |
| Kharashyada kale ee Hawl socodsiinta | | | | |
| 2211342: Kh/Samaynta IT-ga iyo Databaseka | | 50,000,000 | 50,000,000 | 100.00% |
| 2211356: Kharashka Baadhista Xasuuqa | 567,000,000 | 567,000,000 | 0 | 0.00% |
| Sub total | 567,000,000 | 617,000,000 | 50,000,000 | 8.82% |
| Daryeelka Gaadiidka Iyo Mishiinada | | | | |
| 2220101: Daryeelka Gaadiidka Iyo Mishiinada | 119,070,000 | 119,070,000 | 0 | 0.00% |
| Sub total | 119,070,000 | 119,070,000 | 0 | 0.00% |
| Daryeelka Hantida kale | | | | |
| 2220204: Daryeelka Xafiisyada | 94,500,000 | 194,500,000 | 100,000,000 | 105.82% |
| Sub total | 94,500,000 | 194,500,000 | 100,000,000 | 105.82% |
| Deeqaha iyo Wareejimaha Kale | | | | |
| 2640407: Kaalmada Ururka Qareenada | 300,000,000 | 300,000,000 | 0 | 0.00% |
| 2640429: Kaalmada Gudiga Ruqsad-bixinta Qareenada | | 150,000,000 | 150,000,000 | 100.00% |
| Sub total | 300,000,000 | 450,000,000 | 150,000,000 | 50.00% |
| Kharashyada Kale | | | | |
| 2840104: Kharashyadda Yar Yar Ee Xafiisyadda | 28,000,000 | 28,000,000 | 0 | 0.00% |
| Sub total | 28,000,000 | 28,000,000 | 0 | 0.00% |
| Dhismayaasha | | | | |
| 3121001: Dhismayasha Xafiisyada, Dugsiyada iyo cusbitaalada | 425,000,000 | 826,000,000 | 401,000,000 | 94.35% |
| Sub total | 425,000,000 | 826,000,000 | 401,000,000 | 94.35% |
| Gaadiidka & Qalabka | | | | |
| 3122001: Iibsiga Gaadiidka & Mishiinada | 349,800,000 | | -349,800,000 | -100.00% |
| 3122005: Alaabta & Agabka kale | 100,000,000 | 100,000,000 | 0 | 0.00% |
| Sub total | 449,800,000 | 100,000,000 | -349,800,000 | -77.77% |
| Total: Wasaaradda Cadaaladda | 13,184,866,253 | 14,023,289,330 | 838,423,077 | 6.36% |



1071500: Miisaaniyadda 2023 ee Komishanka Xuquuqal Insaanka Qaranka

| Madax | Faahfaahin | 2022 | 2023 | Farqi | % Farqi |
|--|--|----------------------|----------------------|--------------------|----------------|
| Expenditure | | | | | |
| Mashaharka Shaqaalaha Joogtada | | | | | |
| 2110101: | Mushaharka Shaqaalaha | 1,287,864,864 | 1,301,990,976 | 14,126,112 | 1.10% |
| 2110113: | Mashaharka Dalacsiinta Shaqaalaha (Faraq) | | 38,968,320 | 38,968,320 | 100.00% |
| Sub total | | 1,287,864,864 | 1,340,959,296 | 53,094,432 | 4.12% |
| Mushaharka Shaqaalaha aan joogtada ahayn | | | | | |
| 2110203: | Mushaharka Shaqaalaha kale ee joogtada ahayn | 1,146,000,000 | 1,146,000,000 | 0 | 0.00% |
| Sub total | | 1,146,000,000 | 1,146,000,000 | 0 | 0.00% |
| Gunooyinka | | | | | |
| 2110301: | Gunno Xil | 236,400,000 | 236,400,000 | 0 | 0.00% |
| 2110303: | Gunno Hawleed | 1,543,560,000 | 1,584,720,000 | 41,160,000 | 2.67% |
| 2110306: | Gunno Ilaalo | 19,200,000 | 19,200,000 | 0 | 0.00% |
| 2110308: | Gunno Ciideed | 26,690,664 | 27,124,812 | 434,148 | 1.63% |
| Sub total | | 1,825,850,664 | 1,867,444,812 | 41,594,148 | 2.28% |
| Isticmaalka Nalka & Biyaha | | | | | |
| 2210101: | Isticmaalka Nalka | 17,955,000 | 17,955,000 | 0 | 0.00% |
| 2210102: | Isticmaalka Biyaha | 28,350,000 | 23,350,000 | -5,000,000 | -17.64% |
| Sub total | | 46,305,000 | 41,305,000 | -5,000,000 | -10.80% |
| Boosaha & Isgaadhsiinta | | | | | |
| 2210201: | Isticmaalka Boosaha & Isgaadhsiinta. | 68,985,000 | 71,985,000 | 3,000,000 | 4.35% |
| Sub total | | 68,985,000 | 71,985,000 | 3,000,000 | 4.35% |
| Noolka safarada iyo Sahayda Gudaha | | | | | |
| 2210301: | Noolka iyo sahayda Safarada gudaha | 75,600,000 | 75,600,000 | 0 | 0.00% |
| Sub total | | 75,600,000 | 75,600,000 | 0 | 0.00% |
| Noolka iyo sahayda safarada dibada | | | | | |
| 2210401: | Noolka & Sahayda Safarada Dibada | 57,078,000 | 10,000,000 | -47,078,000 | -82.48% |
| Sub total | | 57,078,000 | 10,000,000 | -47,078,000 | -82.48% |
| Kh.Daabacaadaha,wacyigalinta, Baahinta & Xayeysiisyda | | | | | |
| 2210503: | Wargeysyadda & Bugaagta. | 16,065,000 | 17,055,250 | 990,250 | 6.16% |
| 2210504: | Kharashka Wacyigalinta | 47,250,000 | 47,250,000 | 0 | 0.00% |
| Sub total | | 63,315,000 | 64,305,250 | 990,250 | 1.56% |
| Ijaarka Xafiisyada, Guryahay ,Gadiidka iwm | | | | | |
| 2210603: | Ijaarka Xafiisyada | 217,728,000 | 217,728,000 | 0 | 0.00% |
| Sub total | | 217,728,000 | 217,728,000 | 0 | 0.00% |
| Kh. Tababaraka & Imtixaanada | | | | | |
| 2210701: | Tababarka & Imtixaanada. | 13,230,000 | 13,230,000 | 0 | 0.00% |
| Sub total | | 13,230,000 | 13,230,000 | 0 | 0.00% |
| Kh. Martiqaadyada & Munaasibadaha | | | | | |
| 2210801: | Martiqaadyada & Munaasibadaha | 47,250,000 | 37,800,000 | -9,450,000 | -20.00% |
| Sub total | | 47,250,000 | 37,800,000 | -9,450,000 | -20.00% |
| Alaabta Xafiisyada | | | | | |
| 2211101: | Alaabta Xafiisyadda (Stationery) | 18,900,000 | 27,978,000 | 9,078,000 | 48.03% |



1071500: Miisaaniyadda 2023 ee Komishanka Xuquuqal Insaanka Qaranka

| | | | | |
|--|----------------------|----------------------|--------------------|----------------|
| Sub total | 18,900,000 | 27,978,000 | 9,078,000 | 48.03% |
| Shidaalka iyo Saliidaha | | | | |
| 2211201: Batroolka, Naafatadda & Saliidaha | 155,592,360 | 173,592,360 | 18,000,000 | 11.57% |
| Sub total | 155,592,360 | 173,592,360 | 18,000,000 | 11.57% |
| Daryeelka Gaadiidka Iyo Mishiinada | | | | |
| 2220101: Daryeelka Gaadiidka Iyo Mishiinada | 49,612,500 | 49,612,500 | 0 | 0.00% |
| Sub total | 49,612,500 | 49,612,500 | 0 | 0.00% |
| Kharashyada Kale | | | | |
| 2840104: Kharashyadda Yar Yar Ee Xafiisyadda | 58,200,000 | 76,200,000 | 18,000,000 | 30.93% |
| Sub total | 58,200,000 | 76,200,000 | 18,000,000 | 30.93% |
| Gaadiidka & Qalabka | | | | |
| 3122001: Iibsiga Gaadiidka & Mishiinada | | 130,000,000 | 130,000,000 | 100.00% |
| 3122005: Alaabta & Agabka Kale | | 100,000,000 | 100,000,000 | 100.00% |
| Sub total | 0 | 230,000,000 | 230,000,000 | 100.00% |
| Total: Komishanka Xuquuqal Insaanka Qaranka | 5,131,511,388 | 5,443,740,218 | 312,228,830 | 6.08% |



1071600: Miisaaniyadda 2023 ee Wasaaradda arrimaha Gudaha

| Madax Faahfaahin | 2022 | 2023 | Farqi | % Farqi |
|--|----------------------|----------------------|----------------------|----------------|
| Expenditure | | | | |
| Mashaharka Shaqaalaha Joogtada | | | | |
| 2110101: Mushaharka Shaqaalaha | 5,309,770,752 | 5,620,627,584 | 310,856,832 | 5.85% |
| 2110113: Mashaharka Dalacsiinta Shaqaalaha (Faraq) | | 77,936,640 | 77,936,640 | 100.00% |
| Sub total | 5,309,770,752 | 5,698,564,224 | 388,793,472 | 7.32% |
| Mushaharka Shaqaalaha aan joogtada ahayn | | | | |
| 2110203: Mushaharka Shaqaalaha kale ee joogtada ahayn | 8,394,144,000 | 8,521,440,000 | 127,296,000 | 1.52% |
| Sub total | 8,394,144,000 | 8,521,440,000 | 127,296,000 | 1.52% |
| Gunooyinka | | | | |
| 2110301: Gunno Xil | 616,800,000 | 616,800,000 | 0 | 0.00% |
| 2110303: Gunno Hawleed | 5,021,220,000 | 5,425,440,000 | 404,220,000 | 8.05% |
| 2110308: Gunno Ciideed | 107,721,900 | 117,376,116 | 9,654,216 | 8.96% |
| 2110311: Gunada Badhasaabada | | 2,251,200,000 | 2,251,200,000 | 100.00% |
| 2110316: Gunada Dhiirigalinta Shaqaalaha | 130,000,000 | 120,000,000 | -10,000,000 | -7.69% |
| Sub total | 5,875,741,900 | 8,530,816,116 | 2,655,074,216 | 45.19% |
| Isticmaalka Nalka & Biyaha | | | | |
| 2210101: Isticmaalka Nalka | 236,250,000 | 236,250,000 | 0 | 0.00% |
| 2210102: Isticmaalka Biyaha | 65,633,010 | 65,633,010 | 0 | 0.00% |
| Sub total | 301,883,010 | 301,883,010 | 0 | 0.00% |
| Boosaha & Isgaadhsiinta | | | | |
| 2210201: Isticmaalka Boosaha & Isgaadhsiinta. | 283,500,000 | 293,500,000 | 10,000,000 | 3.53% |
| Sub total | 283,500,000 | 293,500,000 | 10,000,000 | 3.53% |
| Noolka safarada iyo Sahayda Gudaha | | | | |
| 2210301: Noolka iyo sahayda Safarada gudaha | 189,000,000 | 189,000,000 | 0 | 0.00% |
| Sub total | 189,000,000 | 189,000,000 | 0 | 0.00% |
| Kh.Daabacaadaha, wacyigalinta, Baahinta & Xayeysiisyada | | | | |
| 2210503: Wargeysyadda & Bugaagta. | 29,542,217 | 16,610,884 | -12,931,333 | -43.77% |
| Sub total | 29,542,217 | 16,610,884 | -12,931,333 | -43.77% |
| Ijaarka Xafiisyada, Guryahay ,Gadiidka iwm | | | | |
| 2210602: Ijaarka Guryaha | 330,750,000 | 330,750,000 | 0 | 0.00% |
| Sub total | 330,750,000 | 330,750,000 | 0 | 0.00% |
| Kh. Martiqaadyada & Munaasibadaha | | | | |
| 2210801: Martiqaadyada & Munaasibadaha | 89,775,000 | 48,000,000 | -41,775,000 | -46.53% |
| Sub total | 89,775,000 | 48,000,000 | -41,775,000 | -46.53% |
| Iibsiga Alaabooyinka Gaarka | | | | |
| 2211005: Iibsiga Rashinka Iyo Wixii Soo Raaca | 325,440,166 | 362,880,166 | 37,440,000 | 11.50% |
| Sub total | 325,440,166 | 362,880,166 | 37,440,000 | 11.50% |
| Alaabta Xafiisyada | | | | |
| 2211101: Alaabta Xafiisyadda (Stationery) | 141,750,000 | 181,525,000 | 39,775,000 | 28.06% |
| Sub total | 141,750,000 | 181,525,000 | 39,775,000 | 28.06% |
| Shidaalka iyo Saliidaha | | | | |
| 2211201: Batroolka, Naafatadda & Saliidaha | 936,882,395 | 1,000,882,395 | 64,000,000 | 6.83% |



1071600: Miisaaniyadda 2023 ee Wasaaradda arrimaha Gudaha

| | | | | |
|---|-----------------------|-----------------------|-----------------------|-----------------|
| Sub total | 936,882,395 | 1,000,882,395 | 64,000,000 | 6.83% |
| Kharashyada kale ee Hawl socodsiinta | | | | |
| 2211309: Kharashka Nabadgelyada | 9,704,344,890 | 9,630,344,890 | -74,000,000 | -0.76% |
| 2211331: Kharashka Gobolada | 14,175,000,000 | 12,823,800,000 | -1,351,200,000 | -9.53% |
| 2211337: Kharashka Kala-xadaynta Gobalada & Dagmooyinka | 4,725,000 | 4,725,000 | 0 | 0.00% |
| Sub total | 23,884,069,890 | 22,458,869,890 | -1,425,200,000 | -5.97% |
| Daryeelka Gaadiidka Iyo Mishiinada | | | | |
| 2220101: Daryeelka Gaadiidka Iyo Mishiinada | 224,484,750 | 268,984,750 | 44,500,000 | 19.82% |
| Sub total | 224,484,750 | 268,984,750 | 44,500,000 | 19.82% |
| Daryeelka Hantida kale | | | | |
| 2220204: Daryeelka Xafiisyada | 94,500,000 | 50,000,000 | -44,500,000 | -47.09% |
| Sub total | 94,500,000 | 50,000,000 | -44,500,000 | -47.09% |
| Deeqaha & Wareejimaha | | | | |
| 2640426: Kaalmada Machadka Dawladaha Hoose | 425,000,000 | 525,000,000 | 100,000,000 | 23.53% |
| Sub total | 425,000,000 | 525,000,000 | 100,000,000 | 23.53% |
| Kharashyada Kale | | | | |
| 2840104: Kharashyadda Yar Yar Ee Xafiisyadda | 30,000,000 | 30,000,000 | 0 | 0.00% |
| Sub total | 30,000,000 | 30,000,000 | 0 | 0.00% |
| Dhismayaasha | | | | |
| 3121013: Horumarinta Kaabayaasha Dhaqaalaha ee Hargeysa | 8,500,000,000 | | -8,500,000,000 | -100.00% |
| Sub total | 8,500,000,000 | 0 | -8,500,000,000 | -100.00% |
| Total: Wasaaradda arrimaha Gudaha | 55,366,234,081 | 48,808,706,436 | -6,557,527,645 | -11.84% |



| 1071700: Miisaaniyadda 2023 ee Wasaaradda Xidhiidhka Golayaasha & Arrimaha Distorka | | | | | |
|--|--|----------------------|----------------------|---------------------|----------------|
| Madax | Faahfaahin | 2022 | 2023 | Farqi | % Farqi |
| Expenditure | | | | | |
| Mashaharka Shaqaalaha Joogtada | | | | | |
| 2110101: | Mushaharka Shaqaalaha | 1,881,367,488 | 2,123,735,328 | 242,367,840 | 12.88% |
| 2110113: | Mashaharka Dalacsiinta Shaqaalaha (Faraq) | | 48,710,400 | 48,710,400 | 100.00% |
| Sub total | | 1,881,367,488 | 2,172,445,728 | 291,078,240 | 15.47% |
| Mushaharka Shaqaalaha aan joogtada ahayn | | | | | |
| 2110203: | Mushaharka Shaqaalaha kale ee joogtada ahayn | 705,600,000 | 417,600,000 | -288,000,000 | -40.82% |
| Sub total | | 705,600,000 | 417,600,000 | -288,000,000 | -40.82% |
| Gunooyinka | | | | | |
| 2110301: | Gunno Xil | 344,400,000 | 344,400,000 | 0 | 0.00% |
| 2110303: | Gunno Hawleed | 1,706,760,000 | 2,018,512,128 | 311,752,128 | 18.27% |
| 2110306: | Gunno Ilaalo | 56,000,000 | 56,000,000 | 0 | 0.00% |
| 2110308: | Gunno Ciideed | 38,775,594 | 42,006,822 | 3,231,228 | 8.33% |
| 2110316: | Gunada Dhiirigalinta Shaqaalaha | 46,044,195 | 46,044,195 | 0 | 0.00% |
| 2110318: | Gunnada Ciyaartooyga | 189,000,000 | 189,000,000 | 0 | 0.00% |
| Sub total | | 2,380,979,789 | 2,695,963,145 | 314,983,356 | 13.23% |
| Isticmaalka Nalka & Biyaha | | | | | |
| 2210101: | Isticmaalka Nalka | 54,810,000 | 149,810,000 | 95,000,000 | 173.33% |
| 2210102: | Isticmaalka Biyaha | 9,450,000 | 29,450,000 | 20,000,000 | 211.64% |
| Sub total | | 64,260,000 | 179,260,000 | 115,000,000 | 178.96% |
| Boosaha & Isgaadhsiinta | | | | | |
| 2210201: | Isticmaalka Boosaha & Isgaadhsiinta. | 113,400,000 | 150,400,000 | 37,000,000 | 32.63% |
| Sub total | | 113,400,000 | 150,400,000 | 37,000,000 | 32.63% |
| Noolka safarada iyo Sahayda Gudaha | | | | | |
| 2210301: | Noolka iyo sahayda Safarada gudaha | 122,850,000 | 122,850,000 | 0 | 0.00% |
| Sub total | | 122,850,000 | 122,850,000 | 0 | 0.00% |
| Noolka iyo sahayda safarada dibada | | | | | |
| 2210401: | Noolka & Sahayda Safarada Dibada | 94,500,000 | 94,500,000 | 0 | 0.00% |
| Sub total | | 94,500,000 | 94,500,000 | 0 | 0.00% |
| Kh.Daabacaadaha,wacyigalinta, Baahinta & Xayeysiisyda | | | | | |
| 2210503: | Wargeysyadda & Bugaagta. | 15,876,000 | 225,995,600 | 210,119,600 | 1323.50% |
| 2210515: | Kharashka Baahinta & Horumarinta Dastuurka | 1,275,750,000 | 1,575,750,000 | 300,000,000 | 23.52% |
| Sub total | | 1,291,626,000 | 1,801,745,600 | 510,119,600 | 39.49% |
| Ijaarka Xafiisyada, Guryahay ,Gadiidka iwm | | | | | |
| 2210602: | Ijaarka Guryaha | | 126,000,000 | 126,000,000 | 100.00% |
| 2210603: | Ijaarka Xafiisyada | 187,110,000 | 438,110,000 | 251,000,000 | 134.15% |
| Sub total | | 187,110,000 | 564,110,000 | 377,000,000 | 201.49% |
| Kh. Martiqaadyada & Munaasibadaha | | | | | |
| 2210801: | Martiqaadyada & Munaasibadaha | 311,850,000 | 249,480,000 | -62,370,000 | -20.00% |
| Sub total | | 311,850,000 | 249,480,000 | -62,370,000 | -20.00% |
| Alaabta Xafiisyada | | | | | |
| 2211101: | Alaabta Xafiisyadda (Stationery) | 266,490,000 | 266,490,000 | 0 | 0.00% |



| 1071700: Miisaaniyadda 2023 ee Wasaaradda Xidhiidhka Golayaasha & Arrimaha Distorka | | | | |
|--|-----------------------|-----------------------|----------------------|-----------------------------|
| Sub total | | 266,490,000 | 266,490,000 | 0 0.00% |
| Shidaalka iyo Saliidaha | | | | |
| 2211201: Batroolka, Naafatadda & Saliidaha | | 472,500,000 | 540,500,000 | 68,000,000 14.39% |
| Sub total | | 472,500,000 | 540,500,000 | 68,000,000 14.39% |
| Kharashyada kale ee Hawl socodsiinta | | | | |
| 2211344: Kh/ Diyaarinta, Dib U Habaynta Iyo Faafinta Shuruucda | | 1,143,450,000 | 801,450,000 | -342,000,000 -29.91% |
| 2211365: Kh. Hawlgalka Xidhiidhka goleyaasha | | 198,450,000 | 298,450,000 | 100,000,000 50.39% |
| 2211370: Kh. Horumarinta Astaamaha Qaranka | | 548,941,050 | 97,941,050 | -451,000,000 -82.16% |
| Sub total | | 1,890,841,050 | 1,197,841,050 | -693,000,000 -36.65% |
| Daryeelka Gaadiidka Iyo Mishiinada | | | | |
| 2220101: Daryeelka Gaadiidka Iyo Mishiinada | | 79,380,000 | 79,380,000 | 0 0.00% |
| Sub total | | 79,380,000 | 79,380,000 | 0 0.00% |
| Deeqaha kale ee waxbarasho | | | | |
| 2640109: Kaalmada Xarunta Barashada dastuurka & wadaniyada | | 500,000,000 | 500,000,000 | 0 0.00% |
| Sub total | | 500,000,000 | 500,000,000 | 0 0.00% |
| Kharashyada Kale | | | | |
| 2840104: Kharashyadda Yar Yar Ee Xafiisyadda | | 40,000,864 | 40,000,864 | 0 0.00% |
| Sub total | | 40,000,864 | 40,000,864 | 0 0.00% |
| Gaadiidka & Qalabka | | | | |
| 3122001: Iibsiga Gaadiidka & Mishiinada | | | 370,000,000 | 370,000,000 100.00% |
| 3122005: Alaabta & Agabka kale | | | 250,000,000 | 250,000,000 100.00% |
| Sub total | | 0 | 620,000,000 | 620,000,000 100.00% |
| Total: Wasaaradda Xidhiidhka Golayaasha & Arrimah | 10,402,755,191 | 11,692,566,387 | 1,289,811,196 | 12.40% |



1071800: Miisaaniyadda 2023 ee Gudiga Dib U Habaynta Shuruucda

| Madax Faahfaahin | 2022 | 2023 | Farqi | % Farqi |
|--|----------------------|----------------------|---------------------|----------------|
| Expenditure | | | | |
| Mashaharka Shaqaalaha Joogtada | | | | |
| 2110101: Mushaharka Shaqaalaha | 120,833,856 | 161,111,808 | 40,277,952 | 33.33% |
| Sub total | 120,833,856 | 161,111,808 | 40,277,952 | 33.33% |
| Mushaharka Shaqaalaha aan joogtada ahayn | | | | |
| 2110203: Mushaharka Shaqaalaha kale ee joogtada ahayn | 240,000,000 | 294,000,000 | 54,000,000 | 22.50% |
| Sub total | 240,000,000 | 294,000,000 | 54,000,000 | 22.50% |
| Gunooyinka | | | | |
| 2110301: Gunno Xil | 288,000,000 | 420,000,000 | 132,000,000 | 45.83% |
| 2110303: Gunno Hawleed | 153,360,000 | 237,360,000 | 84,000,000 | 54.77% |
| 2110306: Gunno Ilaalo | 6,000,000 | 6,000,000 | 0 | 0.00% |
| 2110308: Gunno Ciideed | 2,289,144 | 2,797,080 | 507,936 | 22.19% |
| Sub total | 449,649,144 | 666,157,080 | 216,507,936 | 48.15% |
| Isticmaalka Nalka & Biyaha | | | | |
| 2210101: Isticmaalka Nalka | 11,340,000 | 11,340,000 | 0 | 0.00% |
| 2210102: Isticmaalka Biyaha | 3,780,000 | 3,780,000 | 0 | 0.00% |
| Sub total | 15,120,000 | 15,120,000 | 0 | 0.00% |
| Boosaha & Isgaadhsiinta | | | | |
| 2210201: Isticmaalka Boosaha & Isgaadhsiinta. | 28,350,000 | 28,350,000 | 0 | 0.00% |
| Sub total | 28,350,000 | 28,350,000 | 0 | 0.00% |
| Alaabta Xafiisyada | | | | |
| 2211101: Alaabta Xafiisyadda (Stationery) | 20,790,000 | 20,790,000 | 0 | 0.00% |
| Sub total | 20,790,000 | 20,790,000 | 0 | 0.00% |
| Shidaalka iyo Saliidaha | | | | |
| 2211201: Batroolka, Naafatadda & Saliidaha | 87,147,224 | 87,147,224 | 0 | 0.00% |
| Sub total | 87,147,224 | 87,147,224 | 0 | 0.00% |
| Kharashyada kale ee Hawl socodsiinta | | | | |
| 2211344: Kh/ Diyaarinta, Dib U Habaynta Iyo Faafinta Shuruucda | 1,251,722,136 | 1,000,000,000 | -251,722,136 | -20.11% |
| Sub total | 1,251,722,136 | 1,000,000,000 | -251,722,136 | -20.11% |
| Daryeelka Gaadiidka Iyo Mishiinada | | | | |
| 2220101: Daryeelka Gaadiidka Iyo Mishiinada | 42,525,000 | 42,525,000 | 0 | 0.00% |
| Sub total | 42,525,000 | 42,525,000 | 0 | 0.00% |
| Kharashyada Kale | | | | |
| 2840104: Kharashyadda Yar Yar Ee Xafiisyadda | 5,000,000 | 5,000,000 | 0 | 0.00% |
| Sub total | 5,000,000 | 5,000,000 | 0 | 0.00% |
| Total: Gudiga Dib U Habaynta Shuruucda | 2,261,137,360 | 2,320,201,112 | 59,063,752 | 2.61% |



1071900: Miisaaniyadda 2023 ee Gudiga Doorashooyinka Qaranka

| Madax | Faahfaahin | 2022 | 2023 | Farqi | % Farqi |
|--|--|----------------------|----------------------|--------------------|----------------|
| Expenditure | | | | | |
| Mashaharka Shaqaalaha Joogtada | | | | | |
| 2110101: | Mushaharka Shaqaalaha | 760,956,768 | 787,808,736 | 26,851,968 | 3.53% |
| Sub total | | 760,956,768 | 787,808,736 | 26,851,968 | 3.53% |
| Mushaharka Shaqaalaha aan joogtada ahayn | | | | | |
| 2110203: | Mushaharka Shaqaalaha kale ee joogtada ahayn | 1,128,000,000 | 1,128,000,000 | 0 | 0.00% |
| Sub total | | 1,128,000,000 | 1,128,000,000 | 0 | 0.00% |
| Gunooyinka | | | | | |
| 2110301: | Gunno Xil | 961,800,000 | 961,800,000 | 0 | 0.00% |
| 2110303: | Gunno Hawleed | 704,640,000 | 728,640,000 | 24,000,000 | 3.41% |
| 2110306: | Gunno Ilaalo | 240,000,000 | 240,000,000 | 0 | 0.00% |
| 2110308: | Gunno Ciideed | 15,853,266 | 15,853,266 | 0 | 0.00% |
| Sub total | | 1,922,293,266 | 1,946,293,266 | 24,000,000 | 1.25% |
| Kharashyada Kale ee Shaaqaalaha | | | | | |
| 2130101: | Dawaawaynta & Caafimaadka | 100,000,000 | 100,000,000 | 0 | 0.00% |
| Sub total | | 100,000,000 | 100,000,000 | 0 | 0.00% |
| Isticmaalka Nalka & Biyaha | | | | | |
| 2210101: | Isticmaalka Nalka | 111,781,757 | 260,781,757 | 149,000,000 | 133.30% |
| 2210102: | Isticmaalka Biyaha | 28,350,000 | 28,350,000 | 0 | 0.00% |
| Sub total | | 140,131,757 | 289,131,757 | 149,000,000 | 106.33% |
| Boosaha & Isgaadhsiinta | | | | | |
| 2210201: | Isticmaalka Boosaha & Isgaadhsiinta. | 120,444,961 | 120,444,961 | 0 | 0.00% |
| Sub total | | 120,444,961 | 120,444,961 | 0 | 0.00% |
| Noolka safarada iyo Sahayda Gudaha | | | | | |
| 2210301: | Noolka iyo sahayda Safarada gudaha | 134,685,195 | 134,685,195 | 0 | 0.00% |
| Sub total | | 134,685,195 | 134,685,195 | 0 | 0.00% |
| Noolka iyo sahayda safarada dibada | | | | | |
| 2210401: | Noolka & Sahayda Safarada Dibada | 269,325,000 | 269,325,000 | 0 | 0.00% |
| Sub total | | 269,325,000 | 269,325,000 | 0 | 0.00% |
| Kh.Daabacaadaha,wacyigalinta, Baahinta & Xayeysiisyda | | | | | |
| 2210503: | Wargeysyadda & Bugaagta. | 6,284,250 | 5,341,613 | -942,638 | -15.00% |
| Sub total | | 6,284,250 | 5,341,613 | -942,638 | -15.00% |
| Ijaarka Xafiisyada, Guryahay ,Gadiidka iwm | | | | | |
| 2210603: | Ijaarka Xafiisyada | 141,844,500 | 141,844,500 | 0 | 0.00% |
| Sub total | | 141,844,500 | 141,844,500 | 0 | 0.00% |
| Kh. Tababaraka & Imtixaanada | | | | | |
| 2210701: | Tababaraka & Imtixaanada. | 47,250,000 | 47,250,000 | 0 | 0.00% |
| Sub total | | 47,250,000 | 47,250,000 | 0 | 0.00% |
| Kh. Martiqaadyada & Munaasibadaha | | | | | |
| 2210801: | Martiqaadyada & Munaasibadaha | 30,988,608 | 24,791,287 | -6,197,321 | -20.00% |
| Sub total | | 30,988,608 | 24,791,287 | -6,197,321 | -20.00% |
| Alaabta Xafiisyada | | | | | |



| 1071900: Miisaaniyadda 2023 ee Gudiga Doorashooyinka Qaranka | | | | |
|---|-----------------------|-----------------------|-----------------------|----------------|
| 2211101: Alaabta Xafiisyadda (Stationery) | 63,226,019 | 113,226,019 | 50,000,000 | 79.08% |
| Sub total | 63,226,019 | 113,226,019 | 50,000,000 | 79.08% |
| Shidaalka iyo Saliidaha | | | | |
| 2211201: Batroolka, Naafatadda & Saliidaha | 359,100,000 | 359,100,000 | 0 | 0.00% |
| Sub total | 359,100,000 | 359,100,000 | 0 | 0.00% |
| Daryeelka Gaadiidka Iyo Mishiinada | | | | |
| 2220101: Daryeelka Gaadiidka Iyo Mishiinada | 96,377,243 | 156,377,243 | 60,000,000 | 62.26% |
| Sub total | 96,377,243 | 156,377,243 | 60,000,000 | 62.26% |
| Daryeelka Hantida kale | | | | |
| 2220204: Daryeelka Xafiisyada | 47,250,000 | 121,824,016 | 74,574,016 | 157.83% |
| Sub total | 47,250,000 | 121,824,016 | 74,574,016 | 157.83% |
| Elections Project | | | | |
| 2400211: Mashruuca Doorashooyinka | 35,000,000,000 | 70,000,000,000 | 35,000,000,000 | 100.00% |
| Sub total | 35,000,000,000 | 70,000,000,000 | 35,000,000,000 | 100.00% |
| Kharashyada Kale | | | | |
| 2840104: Kharashyadda Yar Yar Ee Xafiisyadda | 20,791,340 | 80,791,340 | 60,000,000 | 288.58% |
| Sub total | 20,791,340 | 80,791,340 | 60,000,000 | 288.58% |
| Gaadiidka & Qalabka | | | | |
| 3122001: Iibsiga Gaadiidka & Mishiinada | | 3,000,000,000 | 3,000,000,000 | 100.00% |
| Sub total | 0 | 3,000,000,000 | 3,000,000,000 | 100.00% |
| Total: Gudiga Doorashooyinka Qaranka | 40,388,948,907 | 78,826,234,932 | 38,437,286,025 | 95.17% |



1072000: Miisaaniyadda 2023 ee Gudiga Maamul-wanaaga & Ladagallanka Musuq-maasuqa

| Madax | Faahfaahin | 2022 | 2023 | Farqi | % Farqi |
|--|--|----------------------|----------------------|--------------------|----------------|
| Expenditure | | | | | |
| Mashaharka Shaqaalaha Joogtada | | | | | |
| 2110101: | Mushaharka Shaqaalaha | 1,057,563,936 | 1,223,906,112 | 166,342,176 | 15.73% |
| 2110113: | Mashaharka Dalacsiinta Shaqaalaha (Faraq) | | 34,097,280 | 34,097,280 | 100.00% |
| Sub total | | 1,057,563,936 | 1,258,003,392 | 200,439,456 | 18.95% |
| Mushaharka Shaqaalaha aan joogtada ahayn | | | | | |
| 2110203: | Mushaharka Shaqaalaha kale ee joogtada ahayn | 318,000,000 | 318,000,000 | 0 | 0.00% |
| Sub total | | 318,000,000 | 318,000,000 | 0 | 0.00% |
| Gunooyinka | | | | | |
| 2110301: | Gunno Xil | 558,000,000 | 548,400,000 | -9,600,000 | -1.72% |
| 2110303: | Gunno Hawleed | 1,681,653,600 | 2,002,413,600 | 320,760,000 | 19.07% |
| 2110306: | Gunno Ilaalo | 30,000,000 | 39,600,000 | 9,600,000 | 32.00% |
| 2110308: | Gunno Ciideed | 19,250,088 | 25,498,044 | 6,247,956 | 32.46% |
| 2110318: | Gunnada Ciyaartooyga | | 200,000,000 | 200,000,000 | 100.00% |
| Sub total | | 2,288,903,688 | 2,815,911,644 | 527,007,956 | 23.02% |
| Isticmaalka Nalka & Biyaha | | | | | |
| 2210101: | Isticmaalka Nalka | 11,340,000 | 22,000,000 | 10,660,000 | 94.00% |
| 2210102: | Isticmaalka Biyaha | 4,725,000 | 19,800,000 | 15,075,000 | 319.05% |
| Sub total | | 16,065,000 | 41,800,000 | 25,735,000 | 160.19% |
| Boosaha & Isgaadhsiinta | | | | | |
| 2210201: | Isticmaalka Boosaha & Isgaadhsiinta. | 73,710,000 | 73,710,000 | 0 | 0.00% |
| Sub total | | 73,710,000 | 73,710,000 | 0 | 0.00% |
| Noolka safarada iyo Sahayda Gudaha | | | | | |
| 2210301: | Noolka iyo sahayda Safarada gudaha | 141,750,000 | 141,750,000 | 0 | 0.00% |
| Sub total | | 141,750,000 | 141,750,000 | 0 | 0.00% |
| Noolka iyo sahayda safarada dibada | | | | | |
| 2210401: | Noolka & Sahayda Safarada Dibada | 94,500,000 | 94,500,000 | 0 | 0.00% |
| Sub total | | 94,500,000 | 94,500,000 | 0 | 0.00% |
| Kh.Daabacaadaha,wacyigalinta, Baahinta & Xayeysiisyda | | | | | |
| 2210503: | Wargeysyadda & Bugaagta. | 9,450,000 | 8,023,500 | -1,426,500 | -15.10% |
| 2210504: | Kharashka Wacyigalinta | 283,500,000 | 283,500,000 | 0 | 0.00% |
| Sub total | | 292,950,000 | 291,523,500 | -1,426,500 | -0.49% |
| Ijaarka Xafiisyada, Guryahay ,Gadiidka iwm | | | | | |
| 2210603: | Ijaarka Xafiisyada | 182,385,000 | 218,400,000 | 36,015,000 | 19.75% |
| Sub total | | 182,385,000 | 218,400,000 | 36,015,000 | 19.75% |
| Kh. Tababaraka & Imtixaanada | | | | | |
| 2210701: | Tababaraka & Imtixaanada. | 75,600,000 | 75,600,000 | 0 | 0.00% |
| Sub total | | 75,600,000 | 75,600,000 | 0 | 0.00% |
| Kh. Martiqaadyada & Munaasibadaha | | | | | |
| 2210801: | Martiqaadyada & Munaasibadaha | | 40,000,000 | 40,000,000 | 100.00% |
| Sub total | | 0 | 40,000,000 | 40,000,000 | 100.00% |
| Alaabta Xafiisyada | | | | | |



1072000: Miisaaniyadda 2023 ee Gudiga Maamul-wanaaga & Ladagallanka Musuq-maasuqa

| | | | | |
|--|----------------------|----------------------|--------------------|----------------|
| 2211101: Alaabta Xafiisyadda (Stationery) | 28,350,000 | 28,350,000 | 0 | 0.00% |
| Sub total | 28,350,000 | 28,350,000 | 0 | 0.00% |
| Shidaalka iyo Saliidaha | | | | |
| 2211201: Batroolka, Naafatadda & Saliidaha | 360,990,000 | 360,990,000 | 0 | 0.00% |
| Sub total | 360,990,000 | 360,990,000 | 0 | 0.00% |
| Kharashyada kale ee Hawl socodsiinta | | | | |
| 2211364: Kh. Kormeerka Hay'adaha Dawladda | 94,500,000 | 94,500,000 | 0 | 0.00% |
| 2211377: Kharashka Cilmi Baadhista | 94,500,000 | 94,500,000 | 0 | 0.00% |
| Sub total | 189,000,000 | 189,000,000 | 0 | 0.00% |
| Daryeelka Gaadiidka Iyo Mishiinada | | | | |
| 2220101: Daryeelka Gaadiidka Iyo Mishiinada | 94,500,000 | 94,500,000 | 0 | 0.00% |
| Sub total | 94,500,000 | 94,500,000 | 0 | 0.00% |
| Kharashyada Kale | | | | |
| 2840104: Kharashyadda Yar Yar Ee Xafiisyadda | 41,291,155 | 41,291,155 | 0 | 0.00% |
| Sub total | 41,291,155 | 41,291,155 | 0 | 0.00% |
| Gaadiidka & Qalabka | | | | |
| 3122005: Alaabta & Agabka kale | 100,000,000 | 50,000,000 | -50,000,000 | -50.00% |
| Sub total | 100,000,000 | 50,000,000 | -50,000,000 | -50.00% |
| Total: Gudiga Maamul-wanaaga & Ladagallanka Mus | 5,355,558,779 | 6,133,329,691 | 777,770,912 | 14.52% |



1072100: Miisaaniyadda 2023 ee Gudiga Diwaangelinta Ururada

| Madax Faahfaahin | 2022 | 2023 | Farqi | % Farqi |
|---|----------------------|----------------------|-----------------------|----------------|
| Expenditure | | | | |
| Mashaharka Shaqaalaha Joogtada | | | | |
| 2110101: Mushaharka Shaqaalaha | | 134,259,840 | 134,259,840 | 100.00% |
| Sub total | 0 | 134,259,840 | 134,259,840 | 100.00% |
| Mushaharka Shaqaalaha aan joogtada ahayn | | | | |
| 2110203: Mushaharka Shaqaalaha kale ee joogtada ahayn | 1,389,600,000 | 1,389,600,000 | 0 | 0.00% |
| Sub total | 1,389,600,000 | 1,389,600,000 | 0 | 0.00% |
| Gunooyinka | | | | |
| 2110301: Gunno Xil | 126,000,000 | 126,000,000 | 0 | 0.00% |
| 2110303: Gunno Hawleed | 458,992,000 | 903,992,000 | 445,000,000 | 96.95% |
| 2110306: Gunno Ilaalo | 59,000,000 | 59,000,000 | 0 | 0.00% |
| Sub total | 643,992,000 | 1,088,992,000 | 445,000,000 | 69.10% |
| Isticmaalka Nalka & Biyaha | | | | |
| 2210101: Isticmaalka Nalka | 17,422,814 | 17,422,814 | 0 | 0.00% |
| 2210102: Isticmaalka Biyaha | 13,041,000 | 13,041,000 | 0 | 0.00% |
| Sub total | 30,463,814 | 30,463,814 | 0 | 0.00% |
| Boosaha & Isgaadhsiinta | | | | |
| 2210201: Isticmaalka Boosaha & Isgaadhsiinta. | 55,172,880 | 55,172,880 | 0 | 0.00% |
| Sub total | 55,172,880 | 55,172,880 | 0 | 0.00% |
| Noolka safarada iyo Sahayda Gudaha | | | | |
| 2210301: Noolka iyo sahayda Safarada gudaha | 103,950,000 | 178,950,000 | 75,000,000 | 72.15% |
| Sub total | 103,950,000 | 178,950,000 | 75,000,000 | 72.15% |
| Kh.Daabacaadaha,wacyigalinta, Baahinta & Xayeysiisyada | | | | |
| 2210503: Wargeysyadda & Bugaagta. | 28,350,000 | 24,097,500 | -4,252,500 | -15.00% |
| Sub total | 28,350,000 | 24,097,500 | -4,252,500 | -15.00% |
| Ijaarka Xafiisyada, Guryahay ,Gadiidka iwm | | | | |
| 2210603: Ijaarka Xafiisyada | 158,760,000 | 158,760,000 | 0 | 0.00% |
| Sub total | 158,760,000 | 158,760,000 | 0 | 0.00% |
| Kh. Tababaraka & Imtixaanada | | | | |
| 2210701: Tababarka & Imtixaanada. | 96,086,844 | 96,086,844 | 0 | 0.00% |
| Sub total | 96,086,844 | 96,086,844 | 0 | 0.00% |
| Alaabta Xafiisyada | | | | |
| 2211101: Alaabta Xafiisyadda (Stationery) | 55,755,000 | 55,755,000 | 0 | 0.00% |
| Sub total | 55,755,000 | 55,755,000 | 0 | 0.00% |
| Shidaalka iyo Saliidaha | | | | |
| 2211201: Batroolka, Naafatadda & Saliidaha | 241,920,000 | 241,920,000 | 0 | 0.00% |
| Sub total | 241,920,000 | 241,920,000 | 0 | 0.00% |
| Kharashyada kale ee Hawl socodsiinta | | | | |
| 2211328: Kharashka Hawl-Socodsiinta Gudiyada | | 340,000,000 | 340,000,000 | 100.00% |
| 2211374: Kharashka Diwaangelinta Ururada | 1,624,500,000 | | -1,624,500,000 | -100.00% |
| Sub total | 1,624,500,000 | 340,000,000 | -1,284,500,000 | -79.07% |
| Daryeelka Gaadiidka Iyo Mishiinada | | | | |



| 1072100: Miisaaniyadda 2023 ee Gudiga Diwaangelinta Ururada | | | | |
|--|----------------------|----------------------|-----------------------|-----------------|
| 2220101: Daryeelka Gaadiidka Iyo Mishiinada | 141,750,000 | 141,750,000 | 0 | 0.00% |
| Sub total | 141,750,000 | 141,750,000 | 0 | 0.00% |
| Kharashyada Kale | | | | |
| 2840104: Kharashyadda Yar Yar Ee Xafiisyadda | 30,000,000 | 30,000,000 | 0 | 0.00% |
| Sub total | 30,000,000 | 30,000,000 | 0 | 0.00% |
| Gaadiidka & Qalabka | | | | |
| 3122001: Iibsiga Gaadiidka & Mishiinada | 1,025,000,000 | | -1,025,000,000 | -100.00% |
| Sub total | 1,025,000,000 | 0 | -1,025,000,000 | -100.00% |
| Total: Gudiga Diwaangelinta Ururada | 5,625,300,538 | 3,965,807,878 | -1,659,492,660 | -29.50% |



1080100: Miisaaniyadda 2023 ee Wasaaradda Macdanta & Tamarta

| Madax Faahfaahin | 2022 | 2023 | Farqi | % Farqi |
|---|----------------------|----------------------|--------------------|----------------|
| Expenditure | | | | |
| Mashaharka Shaqaalaha Joogtada | | | | |
| 2110101: Mushaharka Shaqaalaha | 2,258,345,232 | 2,480,429,952 | 222,084,720 | 9.83% |
| 2110107: Mushaharka Shaqaalaha TMP-ga | | 229,129,920 | 229,129,920 | 100.00% |
| 2110113: Mashaharka Dalacsiinta Shaqaalaha (Faraq) | | 53,581,440 | 53,581,440 | 100.00% |
| Sub total | 2,258,345,232 | 2,763,141,312 | 504,796,080 | 22.35% |
| Mushaharka Shaqaalaha aan joogtada ahayn | | | | |
| 2110203: Mushaharka Shaqaalaha kale ee joogtada ahayn | 1,413,600,000 | 1,413,600,000 | 0 | 0.00% |
| Sub total | 1,413,600,000 | 1,413,600,000 | 0 | 0.00% |
| Gunooyinka | | | | |
| 2110301: Gunno Xil | 326,400,000 | 308,400,000 | -18,000,000 | -5.51% |
| 2110303: Gunno Hawleed | 2,008,500,000 | 2,255,040,000 | 246,540,000 | 12.27% |
| 2110308: Gunno Ciideed | 44,881,122 | 51,675,624 | 6,794,502 | 15.14% |
| 2110316: Gunada Dhiirigalinta Shaqaalaha | 34,056,604 | 51,675,624 | 17,619,020 | 51.73% |
| 2110318: Gunnada Ciyaartooyga | 189,000,000 | 189,000,000 | 0 | 0.00% |
| Sub total | 2,602,837,726 | 2,855,791,248 | 252,953,522 | 9.72% |
| Isticmaalka Nalka & Biyaha | | | | |
| 2210101: Isticmaalka Nalka | 14,175,000 | 14,175,000 | 0 | 0.00% |
| 2210102: Isticmaalka Biyaha | 28,350,000 | 28,350,000 | 0 | 0.00% |
| Sub total | 42,525,000 | 42,525,000 | 0 | 0.00% |
| Boosaha & Isgaadhsiinta | | | | |
| 2210201: Isticmaalka Boosaha & Isgaadhsiinta. | 83,070,090 | 83,070,090 | 0 | 0.00% |
| Sub total | 83,070,090 | 83,070,090 | 0 | 0.00% |
| Noolka safarada iyo Sahayda Gudaha | | | | |
| 2210301: Noolka iyo sahayda Safarada gudaha | 64,493,982 | 64,493,982 | 0 | 0.00% |
| Sub total | 64,493,982 | 64,493,982 | 0 | 0.00% |
| Noolka iyo sahayda safarada dibada | | | | |
| 2210401: Noolka & Sahayda Safarada Dibada | 141,750,000 | 141,750,000 | 0 | 0.00% |
| Sub total | 141,750,000 | 141,750,000 | 0 | 0.00% |
| Kh.Daabacaadaha,wacyigalinta, Baahinta & Xayeysiisyada | | | | |
| 2210503: Wargeysyadda & Bugaagta. | 9,797,326 | 16,827,727 | 7,030,401 | 71.76% |
| Sub total | 9,797,326 | 16,827,727 | 7,030,401 | 71.76% |
| Ijaarka Xafiisyada, Guryahay ,Gadiidka iwm | | | | |
| 2210603: Ijaarka Xafiisyada | 72,765,000 | 72,765,000 | 0 | 0.00% |
| Sub total | 72,765,000 | 72,765,000 | 0 | 0.00% |
| Kh. Martiqaadyada & Munaasibadaha | | | | |
| 2210801: Martiqaadyada & Munaasibadaha | 66,150,000 | 52,920,000 | -13,230,000 | -20.00% |
| Sub total | 66,150,000 | 52,920,000 | -13,230,000 | -20.00% |
| Alaabta Xafiisyada | | | | |
| 2211101: Alaabta Xafiisyadda (Stationery) | 75,600,000 | 75,600,000 | 0 | 0.00% |
| Sub total | 75,600,000 | 75,600,000 | 0 | 0.00% |
| Shidaalka iyo Saliidaha | | | | |



| 1080100: Miisaaniyadda 2023 ee Wasaaradda Macdanta & Tamarta | | | | |
|---|-----------------------|-----------------------|-----------------------|-----------------|
| 2211201: Batroolka, Naafatadda & Saliidaha | 324,627,447 | 324,627,447 | 0 | 0.00% |
| Sub total | 324,627,447 | 324,627,447 | 0 | 0.00% |
| Kharashyada kale ee Hawl socodsiinta | | | | |
| 2211329: Kh. Soosaarista Daraasadka Iyo Tijaabada T.warshada | 396,900,000 | 396,900,000 | 0 | 0.00% |
| 2211341: Kharashka Ilaalinta Macdanta Dalka | 614,250,000 | 614,250,000 | 0 | 0.00% |
| 2211360: Kh. Dabagalka Iyo Qiimaynta Hayada Caalimaga ah | 47,250,000 | 47,250,000 | 0 | 0.00% |
| Sub total | 1,058,400,000 | 1,058,400,000 | 0 | 0.00% |
| Daryeelka Gaadiidka Iyo Mishiinada | | | | |
| 2220101: Daryeelka Gaadiidka Iyo Mishiinada | 109,147,500 | 109,147,500 | 0 | 0.00% |
| Sub total | 109,147,500 | 109,147,500 | 0 | 0.00% |
| Daryeelka Hantida kale | | | | |
| 2220204: Daryeelka Xafiisyada | | 50,000,000 | 50,000,000 | 100.00% |
| Sub total | 0 | 50,000,000 | 50,000,000 | 100.00% |
| Fuel and Mineral Exploration Project | | | | |
| 2400229: Mashruuca Sahaminta Shiidaalka & Macdanta | 2,200,000,000 | 2,208,000,000 | 8,000,000 | 0.36% |
| Sub total | 2,200,000,000 | 2,208,000,000 | 8,000,000 | 0.36% |
| Kharashyada Kale | | | | |
| 2840104: Kharashyadda Yar Yar Ee Xafiisyadda | 25,000,000 | 25,000,000 | 0 | 0.00% |
| Sub total | 25,000,000 | 25,000,000 | 0 | 0.00% |
| Dhismayaasha | | | | |
| 3121001: Dhismayasha Xafiisyada, Dugsiyada iyo cusbitaalada | 1,564,595,000 | | -1,564,595,000 | -100.00% |
| Sub total | 1,564,595,000 | 0 | -1,564,595,000 | -100.00% |
| Gaadiidka & Qalabka | | | | |
| 3122005: Alaabta & Agabka kale | | 100,000,000 | 100,000,000 | 100.00% |
| 3122013: Iibsiga Mishiinada Shaybaadhada | 1,700,000,000 | | -1,700,000,000 | -100.00% |
| Sub total | 1,700,000,000 | 100,000,000 | -1,600,000,000 | -94.12% |
| Total: Wasaaradda Macdanta & Tamarta | 13,812,704,303 | 11,457,659,306 | -2,355,044,997 | -17.05% |



1080200: Miisaaniyadda 2023 ee Komishanka Tamarta

| Madax Faahfaahin | 2022 | 2023 | Farqi | % Farqi |
|--|--------------------|--------------------|--------------------|----------------|
| Expenditure | | | | |
| Mashaharka Shaqaalaha Joogtada | | | | |
| 2110101: Mushaharka Shaqaalaha | 221,302,224 | 327,335,616 | 106,033,392 | 47.91% |
| 2110113: Mashaharka Dalacsiinta Shaqaalaha (Faraq) | | 29,226,240 | 29,226,240 | 100.00% |
| Sub total | 221,302,224 | 356,561,856 | 135,259,632 | 61.12% |
| Mushaharka Shaqaalaha aan joogtada ahayn | | | | |
| 2110203: Mushaharka Shaqaalaha kale ee joogtada ahayn | 402,000,000 | 402,000,000 | 0 | 0.00% |
| Sub total | 402,000,000 | 402,000,000 | 0 | 0.00% |
| Gunooyinka | | | | |
| 2110301: Gunno Xil | 548,400,000 | 548,400,000 | 0 | 0.00% |
| 2110303: Gunno Hawleed | 178,980,000 | 238,980,000 | 60,000,000 | 33.52% |
| 2110306: Gunno Ilaalo | | 12,000,000 | 12,000,000 | 100.00% |
| 2110308: Gunno Ciideed | 3,561,558 | 6,069,492 | 2,507,934 | 70.42% |
| Sub total | 730,941,558 | 805,449,492 | 74,507,934 | 10.19% |
| Isticmaalka Nalka & Biyaha | | | | |
| 2210101: Isticmaalka Nalka | 14,175,000 | 14,175,000 | 0 | 0.00% |
| 2210102: Isticmaalka Biyaha | 9,639,000 | 9,639,000 | 0 | 0.00% |
| Sub total | 23,814,000 | 23,814,000 | 0 | 0.00% |
| Boosaha & Isgaadhsiinta | | | | |
| 2210201: Isticmaalka Boosaha & Isgaadhsiinta. | 14,175,000 | 14,175,000 | 0 | 0.00% |
| Sub total | 14,175,000 | 14,175,000 | 0 | 0.00% |
| Noolka safarada iyo Sahayda Gudaha | | | | |
| 2210301: Noolka iyo sahayda Safarada gudaha | 141,750,000 | 141,750,000 | 0 | 0.00% |
| Sub total | 141,750,000 | 141,750,000 | 0 | 0.00% |
| Kh.Daabacaadaha,wacyigalinta, Baahinta & Xayeysiisyda | | | | |
| 2210503: Wargeysyadda & Bugaagta. | 9,450,000 | 8,032,500 | -1,417,500 | -15.00% |
| 2210504: Kharashka Wacyigalinta | 28,350,000 | 28,350,000 | 0 | 0.00% |
| Sub total | 37,800,000 | 36,382,500 | -1,417,500 | -3.75% |
| Ijaarka Xafiisyada, Guryahay ,Gadiidka iwm | | | | |
| 2210603: Ijaarka Xafiisyada | 129,975,300 | 129,975,300 | 0 | 0.00% |
| Sub total | 129,975,300 | 129,975,300 | 0 | 0.00% |
| Kh. Martiqaadyada & Munaasibadaha | | | | |
| 2210801: Martiqaadyada & Munaasibadaha | 37,800,000 | 30,240,000 | -7,560,000 | -20.00% |
| Sub total | 37,800,000 | 30,240,000 | -7,560,000 | -20.00% |
| Alaabta Xafiisyada | | | | |
| 2211101: Alaabta Xafiisyadda (Stationery) | 28,917,000 | 28,917,000 | 0 | 0.00% |
| Sub total | 28,917,000 | 28,917,000 | 0 | 0.00% |
| Shidaalka iyo Saliidaha | | | | |
| 2211201: Batroolka, Naafatadda & Saliidaha | 101,209,500 | 111,659,500 | 10,450,000 | 10.33% |
| Sub total | 101,209,500 | 111,659,500 | 10,450,000 | 10.33% |
| Kharashyada kale ee Hawl socodsiinta | | | | |
| 2211377: Kharashka Cilmi Baadhista | 472,500,000 | 472,500,000 | 0 | 0.00% |



1080200: Miisaaniyadda 2023 ee Komishanka Tamarta

| | | | | |
|--|----------------------|----------------------|--------------------|----------------|
| Sub total | 472,500,000 | 472,500,000 | 0 | 0.00% |
| Daryeelka Gaadiidka Iyo Mishiinada | | | | |
| 2220101: Daryeelka Gaadiidka Iyo Mishiinada | 28,350,000 | 28,350,000 | 0 | 0.00% |
| Sub total | 28,350,000 | 28,350,000 | 0 | 0.00% |
| Kharashyada Kale | | | | |
| 2840104: Kharashyadda Yar Yar Ee Xafiisyadda | 10,000,000 | 10,000,000 | 0 | 0.00% |
| Sub total | 10,000,000 | 10,000,000 | 0 | 0.00% |
| Gaadiidka & Qalabka | | | | |
| 3122001: Iibsiga Gaadiidka & Mishiinada | 100,000,000 | | -100,000,000 | -100.00% |
| 3122005: Alaabta & Agabka kale | | 30,000,000 | 30,000,000 | 100.00% |
| 3122007: Wiishashka | | 255,000,000 | 255,000,000 | 100.00% |
| Sub total | 100,000,000 | 285,000,000 | 185,000,000 | 185.00% |
| Total: Komishanka Tamarta | 2,480,534,582 | 2,876,774,648 | 396,240,066 | 15.97% |



1090100: Miisaaniyadda 2023 ee Wasaaradda Waxbarashada & Sayniska

| Madax | Faahfaahin | 2022 | 2023 | Farqi | % Farqi |
|---|--|-----------------------|-----------------------|----------------------|----------------|
| Expenditure | | | | | |
| Mashaharka Shaqaalaha Joogtada | | | | | |
| 2110106: | Mushaharka Macalimiinta | 85,243,107,520 | 86,233,553,271 | 990,445,751 | 1.16% |
| 2110113: | Mashaharka Dalacsiinta Shaqaalaha (Faraq) | | 209,454,720 | 209,454,720 | 100.00% |
| Sub total | | 85,243,107,520 | 86,443,007,991 | 1,199,900,471 | 1.41% |
| Mushaharka Shaqaalaha aan joogtada ahayn | | | | | |
| 2110203: | Mushaharka Shaqaalaha kale ee joogtada ahayn | 589,200,000 | 589,200,000 | 0 | 0.00% |
| Sub total | | 589,200,000 | 589,200,000 | 0 | 0.00% |
| Gunooyinka | | | | | |
| 2110301: | Gunno Xil | 560,400,000 | 560,400,000 | 0 | 0.00% |
| 2110303: | Gunno Hawleed | 34,541,205,792 | 34,388,505,672 | -152,700,120 | -0.44% |
| 2110306: | Gunno Ilaalo | 36,000,000 | 36,000,000 | 0 | 0.00% |
| 2110308: | Gunno Ciideed | 1,754,836,512 | 1,754,836,512 | 0 | 0.00% |
| Sub total | | 36,892,442,304 | 36,739,742,184 | -152,700,120 | -0.41% |
| Isticmaalka Nalka & Biyaha | | | | | |
| 2210101: | Isticmaalka Nalka | 429,373,980 | 429,373,980 | 0 | 0.00% |
| 2210102: | Isticmaalka Biyaha | 94,500,000 | 94,500,000 | 0 | 0.00% |
| Sub total | | 523,873,980 | 523,873,980 | 0 | 0.00% |
| Boosaha & Isgaadhsiinta | | | | | |
| 2210201: | Isticmaalka Boosaha & Isgaadhsiinta. | 236,250,000 | 236,250,000 | 0 | 0.00% |
| Sub total | | 236,250,000 | 236,250,000 | 0 | 0.00% |
| Noolka safarada iyo Sahayda Gudaha | | | | | |
| 2210301: | Noolka iyo sahayda Safarada gudaha | 614,250,000 | 614,250,000 | 0 | 0.00% |
| Sub total | | 614,250,000 | 614,250,000 | 0 | 0.00% |
| Noolka iyo sahayda safarada dibada | | | | | |
| 2210401: | Noolka & Sahayda Safarada Dibada | 236,250,000 | 236,250,000 | 0 | 0.00% |
| Sub total | | 236,250,000 | 236,250,000 | 0 | 0.00% |
| Kh.Daabacaadaha,wacyigalinta, Baahinta & Xayeysiisyada | | | | | |
| 2210503: | Wargeysyadda & Bugaagta. | 121,363,704 | 103,159,148 | -18,204,556 | -15.00% |
| 2210504: | Kharashka Wacyigalinta | 94,500,000 | | -94,500,000 | -100.00% |
| Sub total | | 215,863,704 | 103,159,148 | -112,704,556 | -52.21% |
| Ijaarka Xafiisyada, Guryahay ,Gadiidka iwm | | | | | |
| 2210602: | Ijaarka Guryaha | 252,674,333 | 252,674,333 | 0 | 0.00% |
| Sub total | | 252,674,333 | 252,674,333 | 0 | 0.00% |
| Kh. Tababaraka & Imtixaanada | | | | | |
| 2210701: | Tababarka & Imtixaanada. | 10,483,893,793 | 16,066,893,793 | 5,583,000,000 | 53.25% |
| Sub total | | 10,483,893,793 | 16,066,893,793 | 5,583,000,000 | 53.25% |
| Kh. Martiqaadyada & Munaasibadaha | | | | | |
| 2210801: | Martiqaadyada & Munaasibadaha | 425,250,000 | 340,200,000 | -85,050,000 | -20.00% |
| Sub total | | 425,250,000 | 340,200,000 | -85,050,000 | -20.00% |
| Iibsiga Alaabooyinka Gaarka | | | | | |
| 2211004: | Iibsiga Buugta Dugsiyada | 1,047,905,121 | 0 | -1,047,905,121 | -100.00% |



1090100: Miisaaniyadda 2023 ee Wasaaradda Waxbarashada & Sayniska

| | | | | |
|--|-----------------------|-----------------------|-----------------------|-----------------|
| Sub total | 1,047,905,121 | 0 | -1,047,905,121 | -100.00% |
| Alaabta Xafiisyada | | | | |
| 2211101: Alaabta Xafiisyadda (Stationery) | 488,857,534 | 488,857,534 | 0 | 0.00% |
| Sub total | 488,857,534 | 488,857,534 | 0 | 0.00% |
| Shidaalka iyo Saliidaha | | | | |
| 2211201: Batroolka, Naafatadda & Saliidaha | 1,294,650,000 | 1,294,650,000 | 0 | 0.00% |
| Sub total | 1,294,650,000 | 1,294,650,000 | 0 | 0.00% |
| Kharashyada kale ee Hawl socodsiinta | | | | |
| 2211308: Kharska Gudiga Sare Waxbarashada | | 255,000,000 | 255,000,000 | 100.00% |
| 2211333: Kh. Diyaarinta & Kantaroolka Miisaaniyadda, FMIS-ka, Xis. Xidhada & Qiimaynta Wax-qabadka | 94,500,000 | 94,500,000 | 0 | 0.00% |
| 2211335: Kh/ Bilicda Xafiisyada & Guryaha | 53,865,000 | 53,865,000 | 0 | 0.00% |
| 2211342: Kh/Samaynta IT-ga iyo Databaseka | 141,750,000 | 141,750,000 | 0 | 0.00% |
| 2211344: Kh/ Diyaarinta, Dib U Habaynta Iyo Faafinta Shuruucda | 189,000,000 | 189,000,000 | 0 | 0.00% |
| 2211347: Kharashka kormeerka Dugsiyada & Jaamacada | 674,190,208 | 674,190,208 | 0 | 0.00% |
| 2211352: Kh. Adeega & Kormeerka waxbarshada gaarka ah | 236,250,000 | | -236,250,000 | -100.00% |
| 2211357: Kharashka Manaahijta | 272,500,000 | | -272,500,000 | -100.00% |
| Sub total | 1,662,055,208 | 1,408,305,208 | -253,750,000 | -15.27% |
| Daryeelka Gaadiidka Iyo Mishiinada | | | | |
| 2220101: Daryeelka Gaadiidka Iyo Mishiinada | 472,500,000 | 472,500,000 | 0 | 0.00% |
| Sub total | 472,500,000 | 472,500,000 | 0 | 0.00% |
| Daryeelka Hantida kale | | | | |
| 2220204: Daryeelka Xafiisyada | 472,500,000 | 472,500,000 | 0 | 0.00% |
| 2220208: Daryeelka School-Lada Iyo Jaamacadaha | 1,088,640,000 | 1,088,640,000 | 0 | 0.00% |
| Sub total | 1,561,140,000 | 1,561,140,000 | 0 | 0.00% |
| National Service Project | | | | |
| 2400208: Mashruuca Shaqo-qaran ee Dhallinyarada | 16,761,266,016 | 13,069,488,000 | -3,691,778,016 | -22.03% |
| 2400217: Mashruuca Horumarinta Dawladaha Hoose (JPLG) | 1,020,000,000 | 1,020,000,000 | 0 | 0.00% |
| 2400221: Mashruuca Waxbarashada ee Dayaxa & L/Caanood | 4,680,000,000 | 4,680,000,000 | 0 | 0.00% |
| 2400245: Mashruuca Horumarinta Dugsiyada Farsamada | | 7,360,000,000 | 7,360,000,000 | 100.00% |
| Sub total | 22,461,266,016 | 26,129,488,000 | 3,668,221,984 | 16.33% |
| Deeqaha kale ee waxbarasho | | | | |
| 2640101: Kaalmada Deeqaha Waxbarashada | 150,000,000 | 150,000,000 | 0 | 0.00% |
| 2640102: Kaalmada Dugsiyada (6 + Dugsigayda kale) | 7,306,000,000 | 7,306,000,000 | 0 | 0.00% |
| 2640105: Kaalmada Dugsiga Farsamada gacanta Berbera | 1,372,000,000 | 1,372,000,000 | 0 | 0.00% |
| 2640108: Kaalmada Akademiyadda Fanka | 200,000,000 | | -200,000,000 | -100.00% |
| 2640110: Kaalmada Dugsiyada Baahida Gaarka ah leh | 1,000,000,000 | 1,000,000,000 | 0 | 0.00% |
| Sub total | 10,028,000,000 | 9,828,000,000 | -200,000,000 | -1.99% |



1090100: Miisaaniyadda 2023 ee Wasaaradda Waxbarashada & Sayniska

Deeqaha iyo Wareejimaha Kale

| | | | | |
|----------------------------------|-------------|-------------|---|-------|
| 2640417: Kaalmada Rugaha Kutubta | 800,000,000 | 800,000,000 | 0 | 0.00% |
|----------------------------------|-------------|-------------|---|-------|

| | | | | |
|------------------|--------------------|--------------------|----------|--------------|
| Sub total | 800,000,000 | 800,000,000 | 0 | 0.00% |
|------------------|--------------------|--------------------|----------|--------------|

Daryeelka/damaanadaha Bulshada

| | | | | |
|---|-------------|-------------|---|-------|
| 2720104: Kaalmada Xarunta Ubad Gar-gaar | 167,000,000 | 167,000,000 | 0 | 0.00% |
|---|-------------|-------------|---|-------|

| | | | | |
|---|---------------|---------------|-------------|--------|
| 2720106: Kaalmada Xarunta Daryeelka Carruurta | 2,984,000,000 | 3,684,000,000 | 700,000,000 | 23.46% |
|---|---------------|---------------|-------------|--------|

| | | | | |
|--|-------------|-------------|---|-------|
| 2720107: Kaalmada Daryeelka Dugsiyada Agoomaha | 400,000,000 | 400,000,000 | 0 | 0.00% |
|--|-------------|-------------|---|-------|

| | | | | |
|------------------|----------------------|----------------------|--------------------|---------------|
| Sub total | 3,551,000,000 | 4,251,000,000 | 700,000,000 | 19.71% |
|------------------|----------------------|----------------------|--------------------|---------------|

Kharashyada Kale

| | | | | |
|--|-------------|-------------|---|-------|
| 2840104: Kharashyadda Yar Yar Ee Xafiisyadda | 150,000,000 | 150,000,000 | 0 | 0.00% |
|--|-------------|-------------|---|-------|

| | | | | |
|------------------|--------------------|--------------------|----------|--------------|
| Sub total | 150,000,000 | 150,000,000 | 0 | 0.00% |
|------------------|--------------------|--------------------|----------|--------------|

Dhismayaasha

| | | | | |
|---|---------------|---------------|---------------|--------|
| 3121001: Dhismayasha Xafiisyada, Dugsiyada iyo cusbitaalada | 6,215,000,000 | 8,766,155,121 | 2,551,155,121 | 41.05% |
|---|---------------|---------------|---------------|--------|

| | | | | |
|----------------------------|---------------|-------------|----------------|---------|
| 3121012: Dhismayaasha Kale | 2,785,000,000 | 850,000,000 | -1,935,000,000 | -69.48% |
|----------------------------|---------------|-------------|----------------|---------|

| | | | | |
|------------------|----------------------|----------------------|--------------------|--------------|
| Sub total | 9,000,000,000 | 9,616,155,121 | 616,155,121 | 6.85% |
|------------------|----------------------|----------------------|--------------------|--------------|

Gaadiidka & Qalabka

| | | | | |
|--|-------------|--|--------------|----------|
| 3122001: Ibsiga Gaadiidka & Mishiinada | 600,000,000 | | -600,000,000 | -100.00% |
|--|-------------|--|--------------|----------|

| | | | | |
|--------------------------------|-------------|---------------|-------------|---------|
| 3122005: Alaabta & Agabka kale | 500,000,000 | 1,200,000,000 | 700,000,000 | 140.00% |
|--------------------------------|-------------|---------------|-------------|---------|

| | | | | |
|--------------------------------------|-------------|-------------|---|-------|
| 3122015: Ibsiga Qalabka Waxbarashada | 200,000,000 | 200,000,000 | 0 | 0.00% |
|--------------------------------------|-------------|-------------|---|-------|

| | | | | |
|------------------|----------------------|----------------------|--------------------|--------------|
| Sub total | 1,300,000,000 | 1,400,000,000 | 100,000,000 | 7.69% |
|------------------|----------------------|----------------------|--------------------|--------------|

| | | | | |
|--|------------------------|------------------------|-----------------------|--------------|
| Total: Wasaaradda Waxbarashada & Sayniska | 189,530,429,514 | 199,545,597,293 | 10,015,167,779 | 5.28% |
|--|------------------------|------------------------|-----------------------|--------------|



1090200: Miisaaniyadda 2023 ee Gudiga Tacliinta Sare

| Madax Faahfaahin | 2022 | 2023 | Farqi | % Farqi |
|--|----------------------|----------------------|---------------------|----------------|
| Expenditure | | | | |
| Mashaharka Shaqaalaha Joogtada | | | | |
| 2110101: Mushaharka Shaqaalaha | 739,108,656 | 1,045,950,048 | 306,841,392 | 41.52% |
| Sub total | 739,108,656 | 1,045,950,048 | 306,841,392 | 41.52% |
| Mushaharka Shaqaalaha aan joogtada ahayn | | | | |
| 2110203: Mushaharka Shaqaalaha kale ee joogtada ahayn | 824,400,000 | 652,034,880 | -172,365,120 | -20.91% |
| Sub total | 824,400,000 | 652,034,880 | -172,365,120 | -20.91% |
| Gunooyinka | | | | |
| 2110301: Gunno Xil | 638,400,000 | 656,400,000 | 18,000,000 | 2.82% |
| 2110303: Gunno Hawleed | 820,620,000 | 1,233,600,000 | 412,980,000 | 50.33% |
| 2110308: Gunno Ciideed | 12,251,382 | 20,134,686 | 7,883,304 | 64.35% |
| 2110316: Gunada Dhiirigalinta Shaqaalaha | 50,000,000 | 50,000,000 | 0 | 0.00% |
| Sub total | 1,521,271,382 | 1,960,134,686 | 438,863,304 | 28.85% |
| Isticmaalka Nalka & Biyaha | | | | |
| 2210101: Isticmaalka Nalka | 25,439,400 | 25,439,400 | 0 | 0.00% |
| 2210102: Isticmaalka Biyaha | 18,900,000 | 18,900,000 | 0 | 0.00% |
| Sub total | 44,339,400 | 44,339,400 | 0 | 0.00% |
| Boosaha & Isgaadhsiinta | | | | |
| 2210201: Isticmaalka Boosaha & Isgaadhsiinta. | 85,995,000 | 85,995,000 | 0 | 0.00% |
| Sub total | 85,995,000 | 85,995,000 | 0 | 0.00% |
| Noolka safarada iyo Sahayda Gudaha | | | | |
| 2210301: Noolka iyo sahayda Safarada gudaha | 178,916,825 | 178,916,825 | 0 | 0.00% |
| Sub total | 178,916,825 | 178,916,825 | 0 | 0.00% |
| Noolka iyo sahayda safarada dibada | | | | |
| 2210401: Noolka & Sahayda Safarada Dibada | 94,500,000 | 94,500,000 | 0 | 0.00% |
| Sub total | 94,500,000 | 94,500,000 | 0 | 0.00% |
| Kh.Daabacaadaha, wacyigalinta, Baahinta & Xayeysiisyada | | | | |
| 2210503: Wargeysyadda & Bugaagta. | 18,900,000 | 16,065,000 | -2,835,000 | -15.00% |
| 2210504: Kharashka Wacyigalinta | 120,000,000 | 120,000,000 | 0 | 0.00% |
| Sub total | 138,900,000 | 136,065,000 | -2,835,000 | -2.04% |
| Ijaarka Xafiisyada, Guryahay ,Gadiidka iwm | | | | |
| 2210603: Ijaarka Xafiisyada | 195,048,000 | 195,048,000 | 0 | 0.00% |
| Sub total | 195,048,000 | 195,048,000 | 0 | 0.00% |
| Kh. Tababaraka & Imtixaanada | | | | |
| 2210701: Tababarka & Imtixaanada. | 47,250,000 | 47,250,000 | 0 | 0.00% |
| Sub total | 47,250,000 | 47,250,000 | 0 | 0.00% |
| Kh. Martiqaadyada & Munaasibadaha | | | | |
| 2210801: Martiqaadyada & Munaasibadaha | 94,650,000 | 75,720,000 | -18,930,000 | -20.00% |
| Sub total | 94,650,000 | 75,720,000 | -18,930,000 | -20.00% |
| Alaabta Xafiisyada | | | | |
| 2211101: Alaabta Xafiisyadda (Stationery) | 120,650,000 | 120,650,000 | 0 | 0.00% |
| Sub total | 120,650,000 | 120,650,000 | 0 | 0.00% |



1090200: Miisaaniyadda 2023 ee Gudiga Tacliinta Sare

Shidaalka iyo Saliidaha

| | | | | |
|--|--------------------|--------------------|----------|--------------|
| 2211201: Batroolka, Naafatadda & Saliidaha | 591,550,000 | 591,550,000 | 0 | 0.00% |
| Sub total | 591,550,000 | 591,550,000 | 0 | 0.00% |

Kharashyada kale ee Hawl socodsiinta

| | | | | |
|--|--------------------|--------------------|-------------------|--------------|
| 2211344: Kh/ Diyaarinta, Dib U Habaynta Iyo Faafinta Shuruucda | 128,200,000 | 128,200,000 | 0 | 0.00% |
| 2211347: Kharashka kormeerka Dugsiyada & Jaamacada | 255,991,030 | 255,991,030 | 0 | 0.00% |
| 2211357: Kharashka Manaahijta | | 50,000,000 | 50,000,000 | 100.00% |
| 2211377: Kharashka Cilmi Baadhista | 472,500,000 | 472,500,000 | 0 | 0.00% |
| Sub total | 856,691,030 | 906,691,030 | 50,000,000 | 5.84% |

Daryeelka Gaadiidka Iyo Mishiinada

| | | | | |
|---|--------------------|--------------------|----------|--------------|
| 2220101: Daryeelka Gaadiidka Iyo Mishiinada | 176,510,000 | 176,510,000 | 0 | 0.00% |
| Sub total | 176,510,000 | 176,510,000 | 0 | 0.00% |

Daryeelka Hantida kale

| | | | | |
|-------------------------------|-------------------|-------------------|----------|--------------|
| 2220204: Daryeelka Xafiisyada | 16,065,000 | 16,065,000 | 0 | 0.00% |
| Sub total | 16,065,000 | 16,065,000 | 0 | 0.00% |

Deeqaha kale ee waxbarasho

| | | | | |
|--|----------------------|----------------------|--------------------|---------------|
| 2640101: Kaalmada Deeqaha Waxbarashada | 750,000,000 | 750,000,000 | 0 | 0.00% |
| 2640104: Kaalmooyinka Jaamacadaha & Machadada | 1,125,000,000 | 1,380,000,000 | 255,000,000 | 22.67% |
| 2640107: Kaalmada Jaamacadda Al-Bayaan ee islaamiga ah | 250,000,000 | 250,000,000 | 0 | 0.00% |
| Sub total | 2,125,000,000 | 2,380,000,000 | 255,000,000 | 12.00% |

Kharashyada Kale

| | | | | |
|--|-------------------|-------------------|----------|--------------|
| 2840104: Kharashyadda Yar Yar Ee Xafiisyadda | 23,887,180 | 23,887,180 | 0 | 0.00% |
| Sub total | 23,887,180 | 23,887,180 | 0 | 0.00% |

Dhismayaasha

| | | | | |
|----------------------------|----------|----------------------|----------------------|----------------|
| 3121012: Dhismayaasha Kale | | 3,235,000,000 | 3,235,000,000 | 100.00% |
| Sub total | 0 | 3,235,000,000 | 3,235,000,000 | 100.00% |

Gaadiidka & Qalabka

| | | | | |
|--------------------------------|-------------------|--------------------|-------------------|----------------|
| 3122005: Alaabta & Agabka kale | 50,000,000 | 100,000,000 | 50,000,000 | 100.00% |
| Sub total | 50,000,000 | 100,000,000 | 50,000,000 | 100.00% |

| | | | | |
|-------------------------------------|----------------------|-----------------------|----------------------|---------------|
| Total: Gudiga Tacliinta Sare | 7,924,732,473 | 12,066,307,049 | 4,141,574,576 | 52.26% |
|-------------------------------------|----------------------|-----------------------|----------------------|---------------|



1110100: Miisaaniyadda 2023 ee Wasaaradda Horumarinta Beeraha

| Madax | Faahfaahin | 2022 | 2023 | Farqi | % Farqi |
|--|---|----------------------|----------------------|--------------------|----------------|
| Expenditure | | | | | |
| Mashaharka Shaqaalaha Joogtada | | | | | |
| 2110101: | Mushaharka Shaqaalaha | 5,724,555,408 | 6,041,116,224 | 316,560,816 | 5.53% |
| 2110113: | Mashaharka Dalacsiinta Shaqaalaha (Faraq) | | 48,710,400 | 48,710,400 | 100.00% |
| Sub total | | 5,724,555,408 | 6,089,826,624 | 365,271,216 | 6.38% |
| Mushaharka Shaqaalaha aan joogtada ahayn | | | | | |
| 2110203: | Mushaharka Shaqaalaha kale ee joogtada ahayn | 285,600,000 | 499,200,000 | 213,600,000 | 74.79% |
| Sub total | | 285,600,000 | 499,200,000 | 213,600,000 | 74.79% |
| Gunooyinka | | | | | |
| 2110301: | Gunno Xil | 380,400,000 | 434,400,000 | 54,000,000 | 14.20% |
| 2110303: | Gunno Hawleed | 5,034,180,000 | 5,435,280,000 | 401,100,000 | 7.97% |
| 2110308: | Gunno Ciideed | 111,762,222 | 125,856,588 | 14,094,366 | 12.61% |
| 2110318: | Gunnada Ciyaartooyga | 94,500,000 | 394,500,000 | 300,000,000 | 317.46% |
| Sub total | | 5,620,842,222 | 6,390,036,588 | 769,194,366 | 13.68% |
| Isticmaalka Nalka & Biyaha | | | | | |
| 2210101: | Isticmaalka Nalka | 94,500,000 | 94,500,000 | 0 | 0.00% |
| 2210102: | Isticmaalka Biyaha | 57,500,883 | 57,500,883 | 0 | 0.00% |
| Sub total | | 152,000,883 | 152,000,883 | 0 | 0.00% |
| Boosaha & Isgaadhsiinta | | | | | |
| 2210201: | Isticmaalka Boosaha & Isgaadhsiinta. | 113,400,000 | 113,400,000 | 0 | 0.00% |
| Sub total | | 113,400,000 | 113,400,000 | 0 | 0.00% |
| Noolka safarada iyo Sahayda Gudaha | | | | | |
| 2210301: | Noolka iyo sahayda Safarada gudaha | 257,306,112 | 337,306,112 | 80,000,000 | 31.09% |
| Sub total | | 257,306,112 | 337,306,112 | 80,000,000 | 31.09% |
| Noolka iyo sahayda safarada dibada | | | | | |
| 2210401: | Noolka & Sahayda Safarada Dibada | | 160,000,000 | 160,000,000 | 100.00% |
| Sub total | | 0 | 160,000,000 | 160,000,000 | 100.00% |
| Kh.Daabacaadaha, wacyigalinta, Baahinta & Xayeysiisyada | | | | | |
| 2210503: | Wargeysyadda & Bugaagta. | 25,515,000 | 21,687,750 | -3,827,250 | -15.00% |
| 2210504: | Kharashka Wacyigalinta | 142,748,451 | 152,748,451 | 10,000,000 | 7.01% |
| Sub total | | 168,263,451 | 174,436,201 | 6,172,750 | 3.67% |
| Kh. Martiqaadyada & Munaasibadaha | | | | | |
| 2210801: | Martiqaadyada & Munaasibadaha | 49,233,593 | 99,386,874 | 50,153,281 | 101.87% |
| Sub total | | 49,233,593 | 99,386,874 | 50,153,281 | 101.87% |
| libsigaa Alaabooyinka Gaarka | | | | | |
| 2211003: | libsigaa sunta La dagaalanka Cayayaanka (ayaxa) | 410,130,000 | 410,130,000 | 0 | 0.00% |
| Sub total | | 410,130,000 | 410,130,000 | 0 | 0.00% |
| Alaabta Xafiisyada | | | | | |
| 2211101: | Alaabta Xafiisyadda (Stationery) | 103,950,000 | 103,950,000 | 0 | 0.00% |
| Sub total | | 103,950,000 | 103,950,000 | 0 | 0.00% |
| Shidaalka iyo Saliidaha | | | | | |
| 2211201: | Batrootka, Naafatadda & Saliidaha | 567,000,000 | 867,000,000 | 300,000,000 | 52.91% |



| 1110100: Miisaaniyadda 2023 ee Wasaaradda Horumarinta Beeraha | | | | |
|--|-----------------------|-----------------------|----------------------|----------------|
| Sub total | 567,000,000 | 867,000,000 | 300,000,000 | 52.91% |
| Kharashyada kale ee Hawl socodsiinta | | | | |
| 2211335: Kh/ Bilicda Xafiisyada & Guryaha | 18,900,000 | 8,900,000 | -10,000,000 | -52.91% |
| 2211359: Kharashka Saadaasha Hawada | 463,995,000 | 463,995,000 | 0 | 0.00% |
| Sub total | 482,895,000 | 472,895,000 | -10,000,000 | -2.07% |
| Daryeelka Gaadiidka Iyo Mishiinada | | | | |
| 2220101: Daryeelka Gaadiidka Iyo Mishiinada | 223,416,324 | 223,416,324 | 0 | 0.00% |
| Sub total | 223,416,324 | 223,416,324 | 0 | 0.00% |
| Daryeelka Hantida kale | | | | |
| 2220204: Daryeelka Xafiisyada | 47,250,000 | 47,250,000 | 0 | 0.00% |
| Sub total | 47,250,000 | 47,250,000 | 0 | 0.00% |
| Project of Beer, Wajaale and Oodwayne Project | | | | |
| 2400202: Mashruuca Beer, Wajaale & Oodweyne | 1,000,000,000 | 1,420,000,000 | 420,000,000 | 42.00% |
| 2400210: Mashruuca Abuur-badinta Beeraha | 304,000,000 | 920,000,000 | 616,000,000 | 202.63% |
| 2400212: Mashruuca Timirta | 87,000,000 | | -87,000,000 | -100.00% |
| 2400215: Mashruuca Fidinta Beeraha | 1,000,000,000 | 1,840,000,000 | 840,000,000 | 84.00% |
| 2400216: Mashruuca Badbaadada Beeraha | 764,595,000 | 1,623,427,400 | 858,832,400 | 112.33% |
| 2400227: Mashruuca Xog-ururinta Beeraha | 500,000,000 | 460,000,000 | -40,000,000 | -8.00% |
| Sub total | 3,655,595,000 | 6,263,427,400 | 2,607,832,400 | 71.34% |
| Deeqaha kale ee waxbarasho | | | | |
| 2640113: Kaalmada Iskuulka Beeraha ee Beer | | | 0 | #Num! |
| Sub total | 0 | 0 | 0 | #Num! |
| Kharashyada Kale | | | | |
| 2840104: Kharashyadda Yar Yar Ee Xafiisyadda | 35,000,000 | 35,000,000 | 0 | 0.00% |
| Sub total | 35,000,000 | 35,000,000 | 0 | 0.00% |
| Gaadiidka & Qalabka | | | | |
| 3122001: Iibsiga Gaadiidka & Mishiinada | | 300,000,000 | 300,000,000 | 100.00% |
| Sub total | 0 | 300,000,000 | 300,000,000 | 100.00% |
| Total: Wasaaradda Horumarinta Beeraha | 17,896,437,993 | 22,738,662,006 | 4,842,224,013 | 27.06% |



1110200: Miisaaniyadda 2023 ee Hay'adda Cilmibaadhista Beeraha

| Madax Faahfaahin | 2022 | 2023 | Farqi | % Farqi |
|---|----------------------|----------------------|--------------------|----------------|
| Expenditure | | | | |
| Mashaharka Shaqaalaha Joogtada | | | | |
| 2110101: Mushaharka Shaqaalaha | 50,656,320 | 50,656,320 | 0 | 0.00% |
| Sub total | 50,656,320 | 50,656,320 | 0 | 0.00% |
| Mushaharka Shaqaalaha aan joogtada ahayn | | | | |
| 2110203: Mushaharka Shaqaalaha kale ee joogtada ahayn | 1,244,400,000 | 1,244,400,000 | 0 | 0.00% |
| Sub total | 1,244,400,000 | 1,244,400,000 | 0 | 0.00% |
| Gunooyinka | | | | |
| 2110303: Gunno Hawleed | 43,200,000 | 43,200,000 | 0 | 0.00% |
| 2110306: Gunno Ilaalo | 4,800,000 | 4,800,000 | 0 | 0.00% |
| 2110308: Gunno Ciideed | 1,055,340 | 1,055,340 | 0 | 0.00% |
| Sub total | 49,055,340 | 49,055,340 | 0 | 0.00% |
| Isticmaalka Nalka & Biyaha | | | | |
| 2210101: Isticmaalka Nalka | 14,175,000 | 14,175,000 | 0 | 0.00% |
| 2210102: Isticmaalka Biyaha | 9,450,000 | 9,450,000 | 0 | 0.00% |
| Sub total | 23,625,000 | 23,625,000 | 0 | 0.00% |
| Boosaha & Isgaadhsiinta | | | | |
| 2210201: Isticmaalka Boosaha & Isgaadhsiinta. | 28,350,000 | 28,350,000 | 0 | 0.00% |
| Sub total | 28,350,000 | 28,350,000 | 0 | 0.00% |
| Noolka safarada iyo Sahayda Gudaha | | | | |
| 2210301: Noolka iyo sahayda Safarada gudaha | 47,250,000 | 47,250,000 | 0 | 0.00% |
| Sub total | 47,250,000 | 47,250,000 | 0 | 0.00% |
| Noolka iyo sahayda safarada dibada | | | | |
| 2210401: Noolka & Sahayda Safarada Dibada | 94,500,000 | 94,500,000 | 0 | 0.00% |
| Sub total | 94,500,000 | 94,500,000 | 0 | 0.00% |
| Kh.Daabacaadaha, wacyigalinta, Baahinta & Xayaysiisyda | | | | |
| 2210503: Wargeysyadda & Bugaagta. | 21,735,000 | 18,474,750 | -3,260,250 | -15.00% |
| 2210504: Kharashka Wacyigalinta | 14,175,000 | 14,175,000 | 0 | 0.00% |
| Sub total | 35,910,000 | 32,649,750 | -3,260,250 | -9.08% |
| Ijaarka Xafiisyada, Guryahay ,Gadiidka iwm | | | | |
| 2210603: Ijaarka Xafiisyada | 77,112,000 | 77,112,000 | 0 | 0.00% |
| Sub total | 77,112,000 | 77,112,000 | 0 | 0.00% |
| Kh. Martiqaadyada & Munaasibadaha | | | | |
| 2210801: Martiqaadyada & Munaasibadaha | 47,250,000 | 37,800,000 | -9,450,000 | -20.00% |
| Sub total | 47,250,000 | 37,800,000 | -9,450,000 | -20.00% |
| Alaabta Xafiisyada | | | | |
| 2211101: Alaabta Xafiisyadda (Stationery) | 23,625,000 | 30,000,000 | 6,375,000 | 26.98% |
| Sub total | 23,625,000 | 30,000,000 | 6,375,000 | 26.98% |
| Shidaalka iyo Saliidaha | | | | |
| 2211201: Batroolka, Naafatadda & Saliidaha | 94,500,000 | 194,500,000 | 100,000,000 | 105.82% |
| Sub total | 94,500,000 | 194,500,000 | 100,000,000 | 105.82% |
| Kharashyada kale ee Hawl socodsiinta | | | | |



| 1110200: Miisaaniyadda 2023 ee Hay'adda Cilmibaadhista Beeraha | | | | |
|---|----------------------|----------------------|---------------------|----------------|
| 2211377: Kharashka Cilmi Baadhista | 94,500,000 | 494,500,000 | 400,000,000 | 423.28% |
| Sub total | 94,500,000 | 494,500,000 | 400,000,000 | 423.28% |
| Daryeelka Gaadiidka Iyo Mishiinada | | | | |
| 2220101: Daryeelka Gaadiidka Iyo Mishiinada | 28,350,000 | 28,350,000 | 0 | 0.00% |
| Sub total | 28,350,000 | 28,350,000 | 0 | 0.00% |
| Daryeelka Hantida kale | | | | |
| 2220204: Daryeelka Xafiisyada | 283,500,000 | 283,500,000 | 0 | 0.00% |
| Sub total | 283,500,000 | 283,500,000 | 0 | 0.00% |
| Kharashyada Kale | | | | |
| 2840104: Kharashyadda Yar Yar Ee Xafiisyadda | 10,000,000 | 16,375,000 | 6,375,000 | 63.75% |
| Sub total | 10,000,000 | 16,375,000 | 6,375,000 | 63.75% |
| Gaadiidka & Qalabka | | | | |
| 3122001: Iibsiga Gaadiidka & Mishiinada | 200,000,000 | | -200,000,000 | -100.00% |
| 3122005: Alaabta & Agabka kale | 50,000,000 | 25,000,000 | -25,000,000 | -50.00% |
| 3122013: Iibsiga Mishiinada Shaybaadhada | 500,000,000 | | -500,000,000 | -100.00% |
| Sub total | 750,000,000 | 25,000,000 | -725,000,000 | -96.67% |
| Total: Hay'adda Cilmibaadhista Beeraha | 2,982,583,660 | 2,757,623,410 | -224,960,250 | -7.54% |



1110300: Miisaaniyadda 2023 ee Wasaaradda Xannaanada Xoolaha & H. Kalluumaysiga

| Madax Faahfaahin | 2022 | 2023 | Farqi | % Farqi |
|--|----------------------|-----------------------|-----------------------|----------------|
| Expenditure | | | | |
| Mashaharka Shaqaalaha Joogtada | | | | |
| 2110101: Mushaharka Shaqaalaha | 8,976,402,864 | 9,298,894,176 | 322,491,312 | 3.59% |
| 2110107: Mushaharka Shaqaalaha TMP-ga | | 91,651,968 | 91,651,968 | 100.00% |
| 2110113: Mashaharka Dalacsiinta Shaqaalaha (Faraq) | | 107,162,880 | 107,162,880 | 100.00% |
| Sub total | 8,976,402,864 | 9,497,709,024 | 521,306,160 | 5.81% |
| Mushaharka Shaqaalaha aan joogtada ahayn | | | | |
| 2110203: Mushaharka Shaqaalaha kale ee joogtada ahayn | 787,200,000 | 787,200,000 | 0 | 0.00% |
| Sub total | 787,200,000 | 787,200,000 | 0 | 0.00% |
| Gunooyinka | | | | |
| 2110301: Gunno Xil | 452,400,000 | 470,400,000 | 18,000,000 | 3.98% |
| 2110303: Gunno Hawleed | 8,785,440,000 | 9,116,640,000 | 331,200,000 | 3.77% |
| 2110308: Gunno Ciideed | 182,641,602 | 193,726,962 | 11,085,360 | 6.07% |
| 2110318: Gunnada Ciyaartooyga | 189,000,000 | 239,000,000 | 50,000,000 | 26.46% |
| Sub total | 9,609,481,602 | 10,019,766,962 | 410,285,360 | 4.27% |
| Isticmaalka Nalka & Biyaha | | | | |
| 2210101: Isticmaalka Nalka | 204,310,937 | 204,310,937 | 0 | 0.00% |
| 2210102: Isticmaalka Biyaha | 47,250,000 | 47,250,000 | 0 | 0.00% |
| Sub total | 251,560,937 | 251,560,937 | 0 | 0.00% |
| Boosaha & Isgaadhsiinta | | | | |
| 2210201: Isticmaalka Boosaha & Isgaadhsiinta. | 189,000,000 | 189,000,000 | 0 | 0.00% |
| Sub total | 189,000,000 | 189,000,000 | 0 | 0.00% |
| Noolka safarada iyo Sahayda Gudaha | | | | |
| 2210301: Noolka iyo sahayda Safarada gudaha | 124,676,782 | 124,676,782 | 0 | 0.00% |
| Sub total | 124,676,782 | 124,676,782 | 0 | 0.00% |
| Noolka iyo sahayda safarada dibada | | | | |
| 2210401: Noolka & Sahayda Safarada Dibada | 47,250,000 | 47,250,000 | 0 | 0.00% |
| Sub total | 47,250,000 | 47,250,000 | 0 | 0.00% |
| Kh.Daabacaadaha,wacyigalinta, Baahinta & Xayeysiisyda | | | | |
| 2210503: Wargeysyadda & Bugaagta. | 23,625,000 | 20,081,250 | -3,543,750 | -15.00% |
| Sub total | 23,625,000 | 20,081,250 | -3,543,750 | -15.00% |
| Ijaarka Xafiisyada, Guryahay ,Gadiidka iwm | | | | |
| 2210603: Ijaarka Xafiisyada | 37,800,000 | 37,800,000 | 0 | 0.00% |
| Sub total | 37,800,000 | 37,800,000 | 0 | 0.00% |
| Kh. Martiqaadyada & Munaasibadaha | | | | |
| 2210801: Martiqaadyada & Munaasibadaha | 153,043,131 | 122,434,505 | -30,608,626 | -20.00% |
| Sub total | 153,043,131 | 122,434,505 | -30,608,626 | -20.00% |
| libsiga Alaabooyinka Gaarka | | | | |
| 2211008: libsiga Calafka Xoolaha | 1,518,500,000 | 94,500,000 | -1,424,000,000 | -93.78% |
| 2211019: Dawooyinka Xoolaha iyo Qalabkooda | 2,217,500,000 | 2,000,000,000 | -217,500,000 | -9.81% |
| Sub total | 3,736,000,000 | 2,094,500,000 | -1,641,500,000 | -43.94% |
| Alaabta Xafiisyada | | | | |



| 1110300: Miisaaniyadda 2023 ee Wasaaradda Xannaanada Xoolaha & H. Kalluumaysiga | | | | |
|--|-----------------------|-----------------------|-----------------------|-----------------|
| 2211101: Alaabta Xafiisyadda (Stationery) | 87,885,000 | 87,885,000 | 0 | 0.00% |
| Sub total | 87,885,000 | 87,885,000 | 0 | 0.00% |
| Shidaalka iyo Saliidaha | | | | |
| 2211201: Batroolka, Naafatadda & Saliidaha | 1,100,925,000 | 1,100,925,000 | 0 | 0.00% |
| Sub total | 1,100,925,000 | 1,100,925,000 | 0 | 0.00% |
| Kharashyada kale ee Hawl socodsiinta | | | | |
| 2211320: Kharashka Shaybaarka & Hubinta tayada shidaalka iyo biyaha | 945,000,000 | 945,000,000 | 0 | 0.00% |
| 2211325: Kharashka Baadhista Iyo Kormeerka khayraadka dalka | 330,750,000 | 330,750,000 | 0 | 0.00% |
| Sub total | 1,275,750,000 | 1,275,750,000 | 0 | 0.00% |
| Daryeelka Gaadiidka Iyo Mishiinada | | | | |
| 2220101: Daryeelka Gaadiidka Iyo Mishiinada | 349,650,000 | 349,650,000 | 0 | 0.00% |
| Sub total | 349,650,000 | 349,650,000 | 0 | 0.00% |
| Daryeelka Hantida kale | | | | |
| 2220204: Daryeelka Xafiisyada | 47,250,000 | 47,250,000 | 0 | 0.00% |
| Sub total | 47,250,000 | 47,250,000 | 0 | 0.00% |
| Animal Breeding and Fodder Testing Project | | | | |
| 2400204: Mashruuca Taranka Xoolaha ee Wajaale | 2,300,000,000 | 2,116,000,000 | -184,000,000 | -8.00% |
| 2400205: Mashruuca Xoolaha ee Qoolcaday & Aroori | 860,000,000 | 791,200,000 | -68,800,000 | -8.00% |
| 2400206: Mashruuca Tallaalka Xoolaha | 5,200,000,000 | 3,680,000,000 | -1,520,000,000 | -29.23% |
| 2400222: Mashruuca Xoolo-qaybinta | | 3,150,080,000 | 3,150,080,000 | 100.00% |
| 2400233: Mashruuca Horumarinta Kalluumaysiga | 1,000,000,000 | 1,840,000,000 | 840,000,000 | 84.00% |
| Sub total | 9,360,000,000 | 11,577,280,000 | 2,217,280,000 | 23.69% |
| Deeqaha kale ee waxbarasho | | | | |
| 2640104: Kaalmooyinka Jaamacadaha & Machadada | 700,000,000 | 700,000,000 | 0 | 0.00% |
| Sub total | 700,000,000 | 700,000,000 | 0 | 0.00% |
| Deeqaha iyo Wareejimaha Kale | | | | |
| 2640405: Kaalmada Ururka Dhakhatiita Xoolaha | 100,000,000 | 100,000,000 | 0 | 0.00% |
| Sub total | 100,000,000 | 100,000,000 | 0 | 0.00% |
| Kharashyada Kale | | | | |
| 2840104: Kharashyadda Yar Yar Ee Xafiisyadda | 22,969,900 | 22,969,900 | 0 | 0.00% |
| Sub total | 22,969,900 | 22,969,900 | 0 | 0.00% |
| Dhismayaasha | | | | |
| 3121012: Dhismayaasha Kale | 2,000,000,000 | | -2,000,000,000 | -100.00% |
| Sub total | 2,000,000,000 | 0 | -2,000,000,000 | -100.00% |
| Gaadiidka & Qalabka | | | | |
| 3122001: Iibsiga Gaadiidka & Mishiinada | | 225,000,000 | 225,000,000 | 100.00% |
| 3122005: Alaabta & Agabka kale | 10,000,000 | 10,000,000 | 0 | 0.00% |
| 3122008: Laashashka, Doonyaha & Maraakiibta | 2,824,595,000 | | -2,824,595,000 | -100.00% |
| Sub total | 2,834,595,000 | 235,000,000 | -2,599,595,000 | -91.71% |
| Total: Wasaaradda Xannaanada Xoolaha & H. Kalluu | 41,815,065,216 | 38,688,689,360 | -3,126,375,856 | -7.48% |



1120100: Miisaaniyadda 2023 ee Wasaaraada Warfaafinta, Dhaqanka & Wacyigelinta

| Madax | Faahfaahin | 2022 | 2023 | Farqi | % Farqi |
|--|--|-----------------------|-----------------------|--------------------|---------------|
| Expenditure | | | | | |
| Mashaharka Shaqaalaha Joogtada | | | | | |
| 2110101: | Mushaharka Shaqaalaha | 8,692,912,800 | 8,638,714,656 | -54,198,144 | -0.62% |
| 2110113: | Mashaharka Dalacsiinta Shaqaalaha (Faraq) | | 82,807,680 | 82,807,680 | 100.00% |
| Sub total | | 8,692,912,800 | 8,721,522,336 | 28,609,536 | 0.33% |
| Mushaharka Shaqaalaha aan joogtada ahayn | | | | | |
| 2110203: | Mushaharka Shaqaalaha kale ee joogtada ahayn | 1,058,550,000 | 1,058,550,000 | 0 | 0.00% |
| Sub total | | 1,058,550,000 | 1,058,550,000 | 0 | 0.00% |
| Gunooyinka | | | | | |
| 2110301: | Gunno Xil | 536,400,000 | 536,400,000 | 0 | 0.00% |
| 2110303: | Gunno Hawleed | 12,879,216,780 | 12,898,416,456 | 19,199,676 | 0.15% |
| 2110306: | Gunno Ilaalo | 200,000,000 | 200,000,000 | 0 | 0.00% |
| 2110308: | Gunno Ciideed | 178,916,166 | 179,973,222 | 1,057,056 | 0.59% |
| 2110318: | Gunnada Ciyaartooyga | 189,000,000 | 250,000,000 | 61,000,000 | 32.28% |
| Sub total | | 13,983,532,946 | 14,064,789,678 | 81,256,732 | 0.58% |
| Isticmaalka Nalka & Biyaha | | | | | |
| 2210102: | Isticmaalka Biyaha | 86,845,500 | 86,845,500 | 0 | 0.00% |
| Sub total | | 86,845,500 | 86,845,500 | 0 | 0.00% |
| Boosaha & Isgaadhsiinta | | | | | |
| 2210201: | Isticmaalka Boosaha & Isgaadhsiinta. | 409,393,951 | 409,393,951 | 0 | 0.00% |
| Sub total | | 409,393,951 | 409,393,951 | 0 | 0.00% |
| Noolka safarada iyo Sahayda Gudaha | | | | | |
| 2210301: | Noolka iyo sahayda Safarada gudaha | 282,791,250 | 282,791,250 | 0 | 0.00% |
| Sub total | | 282,791,250 | 282,791,250 | 0 | 0.00% |
| Kh.Daabacaadaha,wacyigalinta, Baahinta & Xayeysiisyda | | | | | |
| 2210501: | Kharashka Baahinta Wararka | 16,000 | 209,016,000 | 209,000,000 | ##### |
| 2210503: | Wargeysyadda & Bugaagta. | 200,813,837 | 170,691,761 | -30,122,076 | -15.00% |
| 2210504: | Kharashka Wacyigalinta | 378,708,750 | 361,972,500 | -16,736,250 | -4.42% |
| 2210510: | kh. Baahinta Barnaamujyada TV-ga | 1,413,956,250 | 1,413,956,250 | 0 | 0.00% |
| 2210511: | Kh. Baahinta Barnaamujyada Radyowga | 1,274,221,226 | 1,274,221,226 | 0 | 0.00% |
| 2210516: | Kharashka Istuudiyaha Tv-Ga Qaranka & Idaacada | 959,634,291 | 959,634,291 | 0 | 0.00% |
| 2210517: | Kharashka Xafiisyada Dibada Ee Tvga | 2,023,133,490 | 2,121,833,490 | 98,700,000 | 4.88% |
| Sub total | | 6,250,483,844 | 6,511,325,518 | 260,841,674 | 4.17% |
| Ijaarka Xafiisyada, Guryahay ,Gadiidka iwm | | | | | |
| 2210603: | Ijaarka Xafiisyada | 209,293,875 | 209,293,875 | 0 | 0.00% |
| 2210608: | Kharashka Kirada Satalite-Ka | 2,744,269,261 | 2,645,569,261 | -98,700,000 | -3.60% |
| Sub total | | 2,953,563,136 | 2,854,863,136 | -98,700,000 | -3.34% |
| Kh. Tababaraka & Imtixaanada | | | | | |
| 2210701: | Tababarka & Imtixaanada. | 237,672,849 | 237,672,849 | 0 | 0.00% |
| Sub total | | 237,672,849 | 237,672,849 | 0 | 0.00% |
| Kh. Martiqaadyada & Munaasibadaha | | | | | |
| 2210801: | Martiqaadyada & Munaasibadaha | 518,923,125 | 415,138,500 | -103,784,625 | -20.00% |



1120100: Miisaaniyadda 2023 ee Wasaaraada Warfaafinta, Dhaqanka & Wacyigelinta

| | | | | |
|---|-----------------------|-----------------------|-----------------------|-----------------|
| Sub total | 518,923,125 | 415,138,500 | -103,784,625 | -20.00% |
| libsiga Alaabooyinka Gaarka | | | | |
| 2211012: libsiga Qalabka Nalka iyo Biyaha | 80,000,000 | 80,000,000 | 0 | 0.00% |
| Sub total | 80,000,000 | 80,000,000 | 0 | 0.00% |
| Alaabta Xafiisyada | | | | |
| 2211101: Alaabta Xafiisyadda (Stationery) | 210,642,907 | 210,642,907 | 0 | 0.00% |
| Sub total | 210,642,907 | 210,642,907 | 0 | 0.00% |
| Shidaalka iyo Saliidaha | | | | |
| 2211201: Batroolka, Naafatadda & Saliidaha | 2,497,989,375 | 2,497,989,375 | 0 | 0.00% |
| Sub total | 2,497,989,375 | 2,497,989,375 | 0 | 0.00% |
| Kharashyada kale ee Hawl socodsiinta | | | | |
| 2211327: Kh. Baadhista iyo Raadraaca Taariikhda duugga ah | 94,263,750 | 50,000,000 | -44,263,750 | -46.96% |
| Sub total | 94,263,750 | 50,000,000 | -44,263,750 | -46.96% |
| Daryeelka Gaadiidka Iyo Mishiinada | | | | |
| 2220101: Daryeelka Gaadiidka Iyo Mishiinada | 617,179,500 | 617,179,500 | 0 | 0.00% |
| Sub total | 617,179,500 | 617,179,500 | 0 | 0.00% |
| Deeqaha iyo Wareejimaha Kale | | | | |
| 2640410: Kaaalmada Dalladda Saxafiyiinta SOLJA | 500,000,000 | 500,000,000 | 0 | 0.00% |
| 2640411: Kaalmada Ururka H. Saxafiyiinta WIJA | 150,000,000 | 150,000,000 | 0 | 0.00% |
| 2640412: Kaalmada wargeyska Dawan | 2,094,725,600 | 2,094,725,600 | 0 | 0.00% |
| 2640419: Kaalmada Ururka H. Saxafiyiinta FIMO | 100,000,000 | 100,000,000 | 0 | 0.00% |
| 2640422: Kaalmada Kooxda fanaaniinta Qaranka | 2,229,800,000 | 3,249,800,000 | 1,020,000,000 | 45.74% |
| Sub total | 5,074,525,600 | 6,094,525,600 | 1,020,000,000 | 20.10% |
| Kharashyada Kale | | | | |
| 2840104: Kharashyadda Yar Yar Ee Xafiisyadda | 209,475,000 | 209,475,000 | 0 | 0.00% |
| Sub total | 209,475,000 | 209,475,000 | 0 | 0.00% |
| Dhismayaasha | | | | |
| 3121012: Dhismayaasha Kale | 1,168,112,500 | | -1,168,112,500 | -100.00% |
| Sub total | 1,168,112,500 | 0 | -1,168,112,500 | -100.00% |
| Gaadiidka & Qalabka | | | | |
| 3122001: libsiga Gaadiidka & Mishiinada | 340,000,000 | | -340,000,000 | -100.00% |
| 3122005: Alaabta & Agabka kale | 100,000,000 | 200,000,000 | 100,000,000 | 100.00% |
| 3122012: libsiga Qalabka Warfaafinta | 974,021,480 | 1,000,000,000 | 25,978,520 | 2.67% |
| 3122019: libsiga Hantida kale | 8,525,978,520 | 1,070,000,000 | -7,455,978,520 | -87.45% |
| Sub total | 9,940,000,000 | 2,270,000,000 | -7,670,000,000 | -77.16% |
| Total: Wasaaraada Warfaafinta, Dhaqanka & Wacyig | 54,366,858,033 | 46,672,705,099 | -7,694,152,933 | -14.15% |



1120200: Miisaaniyadda 2023 ee Wasaaradda Diinta & Awqaafta

| Madax Faahfaahin | 2022 | 2023 | Farqi | % Farqi |
|--|----------------------|----------------------|--------------------|----------------|
| Expenditure | | | | |
| Mashaharka Shaqaalaha Joogtada | | | | |
| 2110101: Mushaharka Shaqaalaha | 2,488,831,488 | 2,751,420,672 | 262,589,184 | 10.55% |
| 2110113: Mashaharka Dalacsiinta Shaqaalaha (Faraq) | | 43,839,360 | 43,839,360 | 100.00% |
| Sub total | 2,488,831,488 | 2,795,260,032 | 306,428,544 | 12.31% |
| Mushaharka Shaqaalaha aan joogtada ahayn | | | | |
| 2110203: Mushaharka Shaqaalaha kale ee joogtada ahayn | 1,872,600,000 | 1,872,600,000 | 0 | 0.00% |
| Sub total | 1,872,600,000 | 1,872,600,000 | 0 | 0.00% |
| Gunooyinka | | | | |
| 2110301: Gunno Xil | 326,400,000 | 326,400,000 | 0 | 0.00% |
| 2110303: Gunno Hawleed | 2,573,800,000 | 2,849,440,000 | 275,640,000 | 10.71% |
| 2110308: Gunno Ciideed | 48,913,722 | 57,321,264 | 8,407,542 | 17.19% |
| 2110316: Gunada Dhiirigalinta Shaqaalaha | 97,943,348 | 97,943,348 | 0 | 0.00% |
| Sub total | 3,047,057,070 | 3,331,104,612 | 284,047,542 | 9.32% |
| Isticmaalka Nalka & Biyaha | | | | |
| 2210101: Isticmaalka Nalka | 134,190,000 | 134,190,000 | 0 | 0.00% |
| 2210102: Isticmaalka Biyaha | 66,150,000 | 66,150,000 | 0 | 0.00% |
| 2210104: Isticmaalka Alaabta iyo Adeega kale | 344,976,030 | 344,976,030 | 0 | 0.00% |
| Sub total | 545,316,030 | 545,316,030 | 0 | 0.00% |
| Boosaha & Isgaadhsiinta | | | | |
| 2210201: Isticmaalka Boosaha & Isgaadhsiinta. | 75,600,000 | 75,600,000 | 0 | 0.00% |
| Sub total | 75,600,000 | 75,600,000 | 0 | 0.00% |
| Noolka safarada iyo Sahayda Gudaha | | | | |
| 2210301: Noolka iyo sahayda Safarada gudaha | 127,575,000 | 127,575,000 | 0 | 0.00% |
| Sub total | 127,575,000 | 127,575,000 | 0 | 0.00% |
| Noolka iyo sahayda safarada dibada | | | | |
| 2210401: Noolka & Sahayda Safarada Dibada | 241,350,526 | 241,350,526 | 0 | 0.00% |
| Sub total | 241,350,526 | 241,350,526 | 0 | 0.00% |
| Kh.Daabacaadaha,wacyigalinta, Baahinta & Xayeysiisyda | | | | |
| 2210503: Wargeysyadda & Bugaagta. | 9,450,000 | 8,032,500 | -1,417,500 | -15.00% |
| 2210504: Kharashka Wacyigalinta | 472,500,000 | 472,500,000 | 0 | 0.00% |
| Sub total | 481,950,000 | 480,532,500 | -1,417,500 | -0.29% |
| Ijaarka Xafiisyada, Guryahay ,Gadiidka iwm | | | | |
| 2210603: Ijaarka Xafiisyada | 230,958,000 | 230,958,000 | 0 | 0.00% |
| Sub total | 230,958,000 | 230,958,000 | 0 | 0.00% |
| Kh. Tababaraka & Imtixaanada | | | | |
| 2210701: Tababarka & Imtixaanada. | 472,500,000 | 472,500,000 | 0 | 0.00% |
| 2210702: Tababarka Manhajka Madarasadaha | 330,750,000 | 330,750,000 | 0 | 0.00% |
| Sub total | 803,250,000 | 803,250,000 | 0 | 0.00% |
| Kh. Martiqaadyada & Munaasibadaha | | | | |
| 2210801: Martiqaadyada & Munaasibadaha | 189,000,000 | 151,200,000 | -37,800,000 | -20.00% |
| Sub total | 189,000,000 | 151,200,000 | -37,800,000 | -20.00% |



1120200: Miisaaniyadda 2023 ee Wasaaradda Diinta & Awqaafta

Alaabta Xafiisyada

| | | | | |
|---|-------------------|-------------------|----------|--------------|
| 2211101: Alaabta Xafiisyadda (Stationery) | 57,273,426 | 57,273,426 | 0 | 0.00% |
| Sub total | 57,273,426 | 57,273,426 | 0 | 0.00% |

Shidaalka iyo Saliidaha

| | | | | |
|--|--------------------|--------------------|----------|--------------|
| 2211201: Batroolka, Naafatadda & Saliidaha | 404,460,000 | 404,460,000 | 0 | 0.00% |
| Sub total | 404,460,000 | 404,460,000 | 0 | 0.00% |

Kharashyada kale ee Hawl socodsiinta

| | | | | |
|--|--------------------|--------------------|----------|--------------|
| 2211314: Diiwaangelinta Madarasadaha iyo Masaajidada | 189,000,000 | 189,000,000 | 0 | 0.00% |
| 2211330: Kh. Faafreebka iyo Fidinta Diinta. | 94,500,000 | 94,500,000 | 0 | 0.00% |
| 2211336: Barnamijka Tartanka Quraanka | 283,500,000 | 283,500,000 | 0 | 0.00% |
| Sub total | 567,000,000 | 567,000,000 | 0 | 0.00% |

Daryeelka Gaadiidka Iyo Mishiinada

| | | | | |
|---|--------------------|--------------------|----------|--------------|
| 2220101: Daryeelka Gaadiidka Iyo Mishiinada | 173,998,125 | 173,998,125 | 0 | 0.00% |
| Sub total | 173,998,125 | 173,998,125 | 0 | 0.00% |

Daryeelka Hantida kale

| | | | | |
|---|--------------------|--------------------|--------------------|----------------|
| 2220207: Daryelka Masaajidada iyo Dug. Diiniga ah | 193,725,000 | 400,000,000 | 206,275,000 | 106.48% |
| Sub total | 193,725,000 | 400,000,000 | 206,275,000 | 106.48% |

Islamic School Centres Fund

| | | | | |
|---|--------------------|----------------------|----------------------|----------------|
| 2400242: Mashruuca Xarumaha Waxbarashada Diiniga ah | 756,000,000 | 2,721,520,000 | 1,965,520,000 | 259.99% |
| Sub total | 756,000,000 | 2,721,520,000 | 1,965,520,000 | 259.99% |

Deeqaha kale ee waxbarasho

| | | | | |
|--|----------|----------|----------|--------------|
| 2640101: Kaalmada Deeqaha Waxbarashada | | | 0 | #Num! |
| Sub total | 0 | 0 | 0 | #Num! |

Deeqaha iyo Wareejimaha Kale

| | | | | |
|---|----------------------|----------------------|----------------------|---------------|
| 2640406: Kaalmada Gudiga Wanagfarista & Xuman-reebidda | 1,518,914,214 | 1,518,914,214 | 0 | 0.00% |
| 2640424: Kaalmada ururka wacyi gelinta & dabargoynta mukhaadaraadka | 700,000,000 | 700,000,000 | 0 | 0.00% |
| 2640425: Kaalmada Jaamacadaha Jaamacatul- Quraan, Al-Najaax & Erigavo Islamic Orphange Centre | | 1,000,000,000 | 1,000,000,000 | 100.00% |
| Sub total | 2,218,914,214 | 3,218,914,214 | 1,000,000,000 | 45.07% |

Daryeelka/damaanadaha Bulshada

| | | | | |
|--|--------------------|--------------------|----------|--------------|
| 2720112: Kharashka Daryeelka & Samo-Falka dadka baahan | 700,000,000 | 700,000,000 | 0 | 0.00% |
| Sub total | 700,000,000 | 700,000,000 | 0 | 0.00% |

Kharashyada Kale

| | | | | |
|--|-------------------|-------------------|----------|--------------|
| 2840104: Kharashyadda Yar Yar Ee Xafiisyadda | 55,598,030 | 55,598,030 | 0 | 0.00% |
| Sub total | 55,598,030 | 55,598,030 | 0 | 0.00% |

Gaadiidka & Qalabka

| | | | | |
|--------------------------------|--------------------|-------------------|--------------------|----------------|
| 3122005: Alaabta & Agabka kale | 100,000,000 | 50,000,000 | -50,000,000 | -50.00% |
| Sub total | 100,000,000 | 50,000,000 | -50,000,000 | -50.00% |

| | | | | |
|--|-----------------------|-----------------------|----------------------|---------------|
| Total: Wasaaradda Diinta & Awqaafta | 15,330,456,909 | 19,003,510,495 | 3,673,053,586 | 23.96% |
|--|-----------------------|-----------------------|----------------------|---------------|



1120300: Miisaaniyadda 2023 ee Wasaaradda Shaqogelinta, Arrimaha Bulshada & Qoyska

| Madax | Faahfaahin | 2022 | 2023 | Farqi | % Farqi |
|--|--|----------------------|----------------------|--------------------|----------------|
| Expenditure | | | | | |
| Mashaharka Shaqaalaha Joogtada | | | | | |
| 2110101: | Mushaharka Shaqaalaha | 4,271,151,456 | 4,570,270,848 | 299,119,392 | 7.00% |
| 2110107: | Mushaharka Shaqaalaha TMP-ga | | 229,129,920 | 229,129,920 | 100.00% |
| 2110113: | Mushaharka Dalacsiinta Shaqaalaha (Faraq) | | 34,097,280 | 34,097,280 | 100.00% |
| Sub total | | 4,271,151,456 | 4,833,498,048 | 562,346,592 | 13.17% |
| Mushaharka Shaqaalaha aan joogtada ahayn | | | | | |
| 2110201: | Mushaharka Shaqaalaha Aan J/Ahayn ee heshiiska lagula jiro | 204,000,000 | 204,000,000 | 0 | 0.00% |
| 2110203: | Mushaharka Shaqaalaha kale ee joogtada ahayn | 213,600,000 | 427,200,000 | 213,600,000 | 100.00% |
| Sub total | | 417,600,000 | 631,200,000 | 213,600,000 | 51.15% |
| Gunooyinka | | | | | |
| 2110301: | Gunno Xil | 434,400,000 | 506,400,000 | 72,000,000 | 16.57% |
| 2110303: | Gunno Hawleed | 3,802,680,000 | 4,118,880,000 | 316,200,000 | 8.32% |
| 2110306: | Gunno Ilaalo | 19,200,000 | 19,200,000 | 0 | 0.00% |
| 2110308: | Gunno Ciideed | 84,696,612 | 94,934,268 | 10,237,656 | 12.09% |
| Sub total | | 4,340,976,612 | 4,739,414,268 | 398,437,656 | 9.18% |
| Isticmaalka Nalka & Biyaha | | | | | |
| 2210101: | Isticmaalka Nalka | 122,850,000 | 123,000,000 | 150,000 | 0.12% |
| 2210102: | Isticmaalka Biyaha | 37,800,000 | 35,000,000 | -2,800,000 | -7.41% |
| Sub total | | 160,650,000 | 158,000,000 | -2,650,000 | -1.65% |
| Boosaha & Isgaadhsiinta | | | | | |
| 2210201: | Isticmaalka Boosaha & Isgaadhsiinta. | 141,750,000 | 120,000,000 | -21,750,000 | -15.34% |
| Sub total | | 141,750,000 | 120,000,000 | -21,750,000 | -15.34% |
| Noolka safarada iyo Sahayda Gudaha | | | | | |
| 2210301: | Noolka iyo sahayda Safarada gudaha | | 120,000,000 | 120,000,000 | 100.00% |
| Sub total | | 0 | 120,000,000 | 120,000,000 | 100.00% |
| Noolka iyo sahayda safarada dibada | | | | | |
| 2210401: | Noolka & Sahayda Safarada Dibada | | 94,500,000 | 94,500,000 | 100.00% |
| Sub total | | 0 | 94,500,000 | 94,500,000 | 100.00% |
| Kh.Daabacaadaha, wacyigalinta, Baahinta & Xayeysiisyada | | | | | |
| 2210503: | Wargeysyadda & Bugaagta. | 7,560,000 | 6,426,000 | -1,134,000 | -15.00% |
| 2210504: | Kharashka Wacyigalinta | 80,828,251 | 80,828,251 | 0 | 0.00% |
| Sub total | | 88,388,251 | 87,254,251 | -1,134,000 | -1.28% |
| Ijaarka Xafiisyada, Guryahay, Gadiidka iwm | | | | | |
| 2210603: | Ijaarka Xafiisyada | 62,370,000 | 122,370,000 | 60,000,000 | 96.20% |
| Sub total | | 62,370,000 | 122,370,000 | 60,000,000 | 96.20% |
| Kh. Martiqaadyada & Munaasibadaha | | | | | |
| 2210801: | Martiqaadyada & Munaasibadaha | 113,400,000 | 90,720,000 | -22,680,000 | -20.00% |
| Sub total | | 113,400,000 | 90,720,000 | -22,680,000 | -20.00% |
| Iibsiga Alaabooyinka Gaarka | | | | | |
| 2211005: | Iibsiga Rashinka Iyo Wixii Soo Raaca | 800,000,000 | 800,000,000 | 0 | 0.00% |
| 2211020: | Kharashka libinta Baaskiiladaha Naafada | 236,250,000 | 200,000,000 | -36,250,000 | -15.34% |



| 1120300: Miisaaniyadda 2023 ee Wasaaradda Shaqogelinta, Arrimaha Bulshada & Qoyska | | | | |
|---|-----------------------|-----------------------|----------------------|----------------|
| Sub total | 1,036,250,000 | 1,000,000,000 | -36,250,000 | -3.50% |
| Alaabta Xafiisyada | | | | |
| 2211101: Alaabta Xafiisyadda (Stationery) | 122,850,000 | 123,000,000 | 150,000 | 0.12% |
| Sub total | 122,850,000 | 123,000,000 | 150,000 | 0.12% |
| Shidaalka iyo Saliidaha | | | | |
| 2211201: Batroolka, Naafatadda & Saliidaha | 472,500,000 | 533,000,000 | 60,500,000 | 12.80% |
| Sub total | 472,500,000 | 533,000,000 | 60,500,000 | 12.80% |
| Kharashyada kale ee Hawl socodsiinta | | | | |
| 2211335: Kh/ Bilicda Xafiisyada & Guryaha | 28,350,000 | 28,350,000 | 0 | 0.00% |
| 2211339: Kh. Xallinta Khilaafaadka Shaqada | 94,500,000 | 94,500,000 | 0 | 0.00% |
| 2211373: Kharashka Tirakoobka | 945,000,000 | 945,000,000 | 0 | 0.00% |
| Sub total | 1,067,850,000 | 1,067,850,000 | 0 | 0.00% |
| Daryeelka Gaadiidka Iyo Mishiinada | | | | |
| 2220101: Daryeelka Gaadiidka Iyo Mishiinada | 153,798,750 | 153,798,750 | 0 | 0.00% |
| Sub total | 153,798,750 | 153,798,750 | 0 | 0.00% |
| Daryeelka Hantida kale | | | | |
| 2220204: Daryeelka Xafiisyada | 47,250,000 | 100,000,000 | 52,750,000 | 111.64% |
| Sub total | 47,250,000 | 100,000,000 | 52,750,000 | 111.64% |
| Job Creation Project | | | | |
| 2400241: Mashruuca Shaqo-abuurka Danyarta | 472,500,000 | 434,700,000 | -37,800,000 | -8.00% |
| Sub total | 472,500,000 | 434,700,000 | -37,800,000 | -8.00% |
| Deeqaha iyo Wareejimaha Kale | | | | |
| 2640418: Kaalmada Ururka Now | 1,200,000,000 | 1,200,000,000 | 0 | 0.00% |
| 2640421: Kaalmada Ururka Shaqaalaha | 100,000,000 | 130,000,000 | 30,000,000 | 30.00% |
| Sub total | 1,300,000,000 | 1,330,000,000 | 30,000,000 | 2.31% |
| Daryeelka/damaanadaha Bulshada | | | | |
| 2720101: Kaalmada Ururada Daryeelka Naafada ee SNDF | 550,000,000 | 550,000,000 | 0 | 0.00% |
| 2720102: Kaalmada Hay,adda Daryeelka Naafada ee DAN | 550,000,000 | 550,000,000 | 0 | 0.00% |
| 2720103: Kaalmada Ururka Naafada ee SDHO | 500,000,000 | 500,000,000 | 0 | 0.00% |
| 2720105: Kaalmada Ururka Adams Academy | 300,000,000 | 300,000,000 | 0 | 0.00% |
| 2720108: Kaalmada Daryeelka Agoomaha ee tabantaabo | 200,000,000 | 200,000,000 | 0 | 0.00% |
| 2720109: Kaalmada Daryeelka Dhimirka Snm | 1,600,000,000 | 1,600,000,000 | 0 | 0.00% |
| 2720110: Kharashka Daryeelka Darbijiifka Burco | 300,000,000 | 300,000,000 | 0 | 0.00% |
| 2720111: Kharashka Daryeelka Dadka Nugul | 500,000,000 | 500,000,000 | 0 | 0.00% |
| Sub total | 4,500,000,000 | 4,500,000,000 | 0 | 0.00% |
| Kharashyada Kale | | | | |
| 2840104: Kharashyadda Yar Yar Ee Xafiisyadda | 60,000,000 | 60,000,000 | 0 | 0.00% |
| Sub total | 60,000,000 | 60,000,000 | 0 | 0.00% |
| Gaadiidka & Qalabka | | | | |
| 3122001: libsigga Gaadiidka & Mishiinada | | 250,000,000 | 250,000,000 | 100.00% |
| Sub total | 0 | 250,000,000 | 250,000,000 | 100.00% |
| Total: Wasaaradda Shaqogelinta, Arrimaha Bulshada | 18,829,285,069 | 20,549,305,317 | 1,720,020,248 | 9.13% |



1120400: Miisaaniyadda 2023 ee Wasaaradda Ciyaaraha & Dhallinyarada

| Madax | Faahfaahin | 2022 | 2023 | Farqi | % Farqi |
|--|--|----------------------|----------------------|--------------------|---------------|
| Expenditure | | | | | |
| Mashaharka Shaqaalaha Joogtada | | | | | |
| 2110101: | Mushaharka Shaqaalaha | 3,665,252,448 | 3,899,259,936 | 234,007,488 | 6.38% |
| 2110113: | Mashaharka Dalacsiinta Shaqaalaha (Faraq) | | 63,323,520 | 63,323,520 | 100.00% |
| Sub total | | 3,665,252,448 | 3,962,583,456 | 297,331,008 | 8.11% |
| Mushaharka Shaqaalaha aan joogtada ahayn | | | | | |
| 2110203: | Mushaharka Shaqaalaha kale ee joogtada ahayn | 1,137,600,000 | 1,137,600,000 | 0 | 0.00% |
| Sub total | | 1,137,600,000 | 1,137,600,000 | 0 | 0.00% |
| Gunooyinka | | | | | |
| 2110301: | Gunno Xil | 357,400,000 | 454,800,000 | 97,400,000 | 27.25% |
| 2110303: | Gunno Hawleed | 3,757,560,000 | 4,145,352,320 | 387,792,320 | 10.32% |
| 2110308: | Gunno Ciideed | 75,139,350 | 81,234,582 | 6,095,232 | 8.11% |
| 2110316: | Gunada Dhiirgalinta Shaqaalaha | 165,822,642 | 165,822,642 | 0 | 0.00% |
| Sub total | | 4,355,921,992 | 4,847,209,544 | 491,287,552 | 11.28% |
| Isticmaalka Nalka & Biyaha | | | | | |
| 2210101: | Isticmaalka Nalka | 88,669,403 | 88,669,403 | 0 | 0.00% |
| 2210102: | Isticmaalka Biyaha | 13,466,250 | 13,466,250 | 0 | 0.00% |
| Sub total | | 102,135,653 | 102,135,653 | 0 | 0.00% |
| Boosaha & Isgaadhsiinta | | | | | |
| 2210201: | Isticmaalka Boosaha & Isgaadhsiinta. | 179,370,450 | 179,370,450 | 0 | 0.00% |
| Sub total | | 179,370,450 | 179,370,450 | 0 | 0.00% |
| Noolka safarada iyo Sahayda Gudaha | | | | | |
| 2210301: | Noolka iyo sahayda Safarada gudaha | 45,278,089 | 45,278,089 | 0 | 0.00% |
| Sub total | | 45,278,089 | 45,278,089 | 0 | 0.00% |
| Noolka iyo sahayda safarada dibada | | | | | |
| 2210401: | Noolka & Sahayda Safarada Dibada | 269,325,000 | 269,325,000 | 0 | 0.00% |
| Sub total | | 269,325,000 | 269,325,000 | 0 | 0.00% |
| Kh.Daabacaadaha, wacyigalinta, Baahinta & Xayaysiisyada | | | | | |
| 2210503: | Wargeysyadda & Bugaagta. | 32,004,357 | 27,203,703 | -4,800,654 | -15.00% |
| 2210504: | Kharashka Wacyigalinta | 288,177,750 | 288,177,750 | 0 | 0.00% |
| Sub total | | 320,182,107 | 315,381,453 | -4,800,654 | -1.50% |
| Ijaarka Xafiisyada, Guryahay, Gadiidka iwm | | | | | |
| 2210603: | Ijaarka Xafiisyada | 438,615,000 | 438,615,000 | 0 | 0.00% |
| Sub total | | 438,615,000 | 438,615,000 | 0 | 0.00% |
| Kh. Martiqaadyada & Munaasibadaha | | | | | |
| 2210801: | Martiqaadyada & Munaasibadaha | 153,469,070 | 160,375,256 | 6,906,186 | 4.50% |
| Sub total | | 153,469,070 | 160,375,256 | 6,906,186 | 4.50% |
| Iibsiga Alaabooyinka Gaarka | | | | | |
| 2211006: | Iibsiga Dharka & Dirayska | 179,598,496 | 179,598,496 | 0 | 0.00% |
| Sub total | | 179,598,496 | 179,598,496 | 0 | 0.00% |
| Alaabta Xafiisyada | | | | | |
| 2211101: | Alaabta Xafiisyadda (Stationery) | 63,225,839 | 63,225,839 | 0 | 0.00% |



| 1120400: Miisaaniyadda 2023 ee Wasaaradda Ciyaaraha & Dhallinyarada | | | | |
|--|--|-----------------------|-----------------------|-------------------------------|
| Sub total | | 63,225,839 | 63,225,839 | 0 0.00% |
| Shidaalka iyo Saliidaha | | | | |
| 2211201: Batroolka, Naafatadda & Saliidaha | | 508,878,650 | 508,878,650 | 0 0.00% |
| Sub total | | 508,878,650 | 508,878,650 | 0 0.00% |
| Kharashyada kale ee Hawl socodsiinta | | | | |
| 2211340: Kh. Xidhiidhka Ciyaaraha | | 283,500,000 | 400,000,000 | 116,500,000 41.09% |
| 2211361: Kh. Hawl Socodsiinta Mashaariicda | | | 296,000,000 | 296,000,000 100.00% |
| Sub total | | 283,500,000 | 696,000,000 | 412,500,000 145.50% |
| Daryeelka Gaadiidka Iyo Mishiinada | | | | |
| 2220101: Daryeelka Gaadiidka Iyo Mishiinada | | 182,139,000 | 182,139,000 | 0 0.00% |
| Sub total | | 182,139,000 | 182,139,000 | 0 0.00% |
| Sports Project | | | | |
| 2400201: Mashruuca Ciyaaraha | | 5,250,000,000 | 4,830,000,000 | -420,000,000 -8.00% |
| 2400219: Sanduuqa Horumarinta Dhallinyarada | | 2,000,000,000 | | -2,000,000,000 -100.00% |
| Sub total | | 7,250,000,000 | 4,830,000,000 | -2,420,000,000 -33.38% |
| Deeqaha iyo Wareejimaha Kale | | | | |
| 2640423: Kaalmada Dallada SONYO | | 600,000,000 | 1,000,000,000 | 400,000,000 66.67% |
| Sub total | | 600,000,000 | 1,000,000,000 | 400,000,000 66.67% |
| Kharashyada Kale | | | | |
| 2840104: Kharashyadda Yar Yar Ee Xafiisyadda | | 49,643,694 | 49,643,694 | 0 0.00% |
| Sub total | | 49,643,694 | 49,643,694 | 0 0.00% |
| Dhismayaasha | | | | |
| 3121011: Dhismaha Marshabiyeediga, garoomada & istaanada | | | 3,900,000,000 | 3,900,000,000 100.00% |
| Sub total | | 0 | 3,900,000,000 | 3,900,000,000 100.00% |
| Gaadiidka & Qalabka | | | | |
| 3122001: Iibsiga Gaadiidka & Mishiinada | | | 250,000,000 | 250,000,000 100.00% |
| Sub total | | 0 | 250,000,000 | 250,000,000 100.00% |
| Total: Wasaaradda Ciyaaraha & Dhallinyarada | | 19,784,135,489 | 23,117,359,581 | 3,333,224,093 16.85% |



1120500: Miisaaniyadda 2023 ee Hay'adda Qaxootiga & Barokacayaasha

| Madax | Faahfaahin | 2022 | 2023 | Farqi | % Farqi |
|---|--|----------------------|----------------------|--------------------|----------------|
| Expenditure | | | | | |
| Mashaharka Shaqaalaha Joogtada | | | | | |
| 2110101: | Mushaharka Shaqaalaha | 2,584,048,896 | 2,631,039,840 | 46,990,944 | 1.82% |
| 2110113: | Mashaharka Dalacsiinta Shaqaalaha (Faraq) | | 48,710,400 | 48,710,400 | 100.00% |
| Sub total | | 2,584,048,896 | 2,679,750,240 | 95,701,344 | 3.70% |
| Mushaharka Shaqaalaha aan joogtada ahayn | | | | | |
| 2110203: | Mushaharka Shaqaalaha kale ee joogtada ahayn | 180,000,000 | 300,000,000 | 120,000,000 | 66.67% |
| Sub total | | 180,000,000 | 300,000,000 | 120,000,000 | 66.67% |
| Gunooyinka | | | | | |
| 2110301: | Gunno Xil | 312,000,000 | 312,000,000 | 0 | 0.00% |
| 2110303: | Gunno Hawleed | 2,331,240,000 | 2,394,240,000 | 63,000,000 | 2.70% |
| 2110306: | Gunno Ilaalo | 30,000,000 | 30,000,000 | 0 | 0.00% |
| 2110308: | Gunno Ciideed | 50,823,630 | 54,813,330 | 3,989,700 | 7.85% |
| Sub total | | 2,724,063,630 | 2,791,053,330 | 66,989,700 | 2.46% |
| Isticmaalka Nalka & Biyaha | | | | | |
| 2210101: | Isticmaalka Nalka | 140,032,827 | 160,032,827 | 20,000,000 | 14.28% |
| 2210102: | Isticmaalka Biyaha | 19,845,000 | 29,845,000 | 10,000,000 | 50.39% |
| Sub total | | 159,877,827 | 189,877,827 | 30,000,000 | 18.76% |
| Boosaha & Isgaadhsiinta | | | | | |
| 2210201: | Isticmaalka Boosaha & Isgaadhsiinta. | 163,485,000 | 163,485,000 | 0 | 0.00% |
| Sub total | | 163,485,000 | 163,485,000 | 0 | 0.00% |
| Noolka safarada iyo Sahayda Gudaha | | | | | |
| 2210301: | Noolka iyo sahayda Safarada gudaha | 289,056,600 | 309,056,600 | 20,000,000 | 6.92% |
| Sub total | | 289,056,600 | 309,056,600 | 20,000,000 | 6.92% |
| Noolka iyo sahayda safarada dibada | | | | | |
| 2210401: | Noolka & Sahayda Safarada Dibada | 94,500,000 | 94,500,000 | 0 | 0.00% |
| Sub total | | 94,500,000 | 94,500,000 | 0 | 0.00% |
| Kh.Daabacaadaha,wacyigalinta, Baahinta & Xayeysiisyada | | | | | |
| 2210503: | Wargeysyadda & Bugaagta. | 75,600,000 | 64,260,000 | -11,340,000 | -15.00% |
| Sub total | | 75,600,000 | 64,260,000 | -11,340,000 | -15.00% |
| Ijaarka Xafiisyada, Guryahay ,Gadiidka iwm | | | | | |
| 2210603: | Ijaarka Xafiisyada | 94,500,000 | 94,500,000 | 0 | 0.00% |
| Sub total | | 94,500,000 | 94,500,000 | 0 | 0.00% |
| Kh. Martiqaadyada & Munaasibadaha | | | | | |
| 2210801: | Martiqaadyada & Munaasibadaha | 113,400,000 | 90,720,000 | -22,680,000 | -20.00% |
| Sub total | | 113,400,000 | 90,720,000 | -22,680,000 | -20.00% |
| Alaabta Xafiisyada | | | | | |
| 2211101: | Alaabta Xafiisyadda (Stationery) | 176,050,261 | 176,050,261 | 0 | 0.00% |
| Sub total | | 176,050,261 | 176,050,261 | 0 | 0.00% |
| Shidaalka iyo Saliidaha | | | | | |
| 2211201: | Batrootka, Naafatadda & Saliidaha | 532,514,400 | 532,514,400 | 0 | 0.00% |
| Sub total | | 532,514,400 | 532,514,400 | 0 | 0.00% |



1120500: Miisaaniyadda 2023 ee Hay'adda Qaxootiga & Barokacayaasha

Daryeelka Gaadiidka Iyo Mishiinada

| | | | | |
|---|-------------|-------------|------------|--------|
| 2220101: Daryeelka Gaadiidka Iyo Mishiinada | 189,000,000 | 239,000,000 | 50,000,000 | 26.46% |
|---|-------------|-------------|------------|--------|

| | | | | |
|------------------|--------------------|--------------------|-------------------|---------------|
| Sub total | 189,000,000 | 239,000,000 | 50,000,000 | 26.46% |
|------------------|--------------------|--------------------|-------------------|---------------|

Deeqaha Qaxoontiga & Barakacayaash

| | | | | |
|--|-------------|-------------|---|-------|
| 2640203: Kharshka Daryeelka Barakacayaasha | 300,000,000 | 300,000,000 | 0 | 0.00% |
|--|-------------|-------------|---|-------|

| | | | | |
|---|-------------|-------------|---|-------|
| 2640204: Kharashka Daryeelka Qaxoontiga | 300,000,000 | 300,000,000 | 0 | 0.00% |
|---|-------------|-------------|---|-------|

| | | | | |
|------------------|--------------------|--------------------|----------|--------------|
| Sub total | 600,000,000 | 600,000,000 | 0 | 0.00% |
|------------------|--------------------|--------------------|----------|--------------|

Kharashyada Kale

| | | | | |
|--|-------------|-------------|---|-------|
| 2840104: Kharashyadda Yar Yar Ee Xafiisyadda | 115,005,673 | 115,005,673 | 0 | 0.00% |
|--|-------------|-------------|---|-------|

| | | | | |
|------------------|--------------------|--------------------|----------|--------------|
| Sub total | 115,005,673 | 115,005,673 | 0 | 0.00% |
|------------------|--------------------|--------------------|----------|--------------|

Dhismayaasha

| | | | | |
|---|---------------|--|----------------|----------|
| 3121001: Dhismayasha Xafiisyada, Dugsiyada iyo cusbitaalada | 1,700,000,000 | | -1,700,000,000 | -100.00% |
|---|---------------|--|----------------|----------|

| | | | | |
|------------------|----------------------|----------|-----------------------|-----------------|
| Sub total | 1,700,000,000 | 0 | -1,700,000,000 | -100.00% |
|------------------|----------------------|----------|-----------------------|-----------------|

Gaadiidka & Qalabka

| | | | | |
|--------------------------------|-------------|-------------|--------------|---------|
| 3122005: Alaabta & Agabka kale | 200,000,000 | 100,000,000 | -100,000,000 | -50.00% |
|--------------------------------|-------------|-------------|--------------|---------|

| | | | | |
|------------------|--------------------|--------------------|---------------------|----------------|
| Sub total | 200,000,000 | 100,000,000 | -100,000,000 | -50.00% |
|------------------|--------------------|--------------------|---------------------|----------------|

| | | | | |
|---|----------------------|----------------------|-----------------------|----------------|
| Total: Hay'adda Qaxootiga & Barokacayaasha | 9,991,102,287 | 8,539,773,331 | -1,451,328,956 | -14.53% |
|---|----------------------|----------------------|-----------------------|----------------|



1120600: Miisaaniyadda 2023 ee Jamciyadda Mujaahidiinta Sooyaal

| Madax Faahfaahin | 2022 | 2023 | Farqi | % Farqi |
|---|----------------------|----------------------|--------------------|----------------|
| Expenditure | | | | |
| Mashaharka Shaqaalaha Joogtada | | | | |
| 2110101: Mushaharka Shaqaalaha | 800,000,000 | 800,000,000 | 0 | 0.00% |
| Sub total | 800,000,000 | 800,000,000 | 0 | 0.00% |
| Mushaharka Shaqaalaha aan joogtada ahayn | | | | |
| 2110203: Mushaharka Shaqaalaha kale ee joogtada ahayn | 384,000,000 | 384,000,000 | 0 | 0.00% |
| Sub total | 384,000,000 | 384,000,000 | 0 | 0.00% |
| Gunooyinka | | | | |
| 2110301: Gunno Xil | 48,000,000 | 48,000,000 | 0 | 0.00% |
| 2110308: Gunno Ciideed | 16,000,000 | 16,000,000 | 0 | 0.00% |
| Sub total | 64,000,000 | 64,000,000 | 0 | 0.00% |
| Isticmaalka Nalka & Biyaha | | | | |
| 2210101: Isticmaalka Nalka | 14,175,000 | 14,175,000 | 0 | 0.00% |
| 2210102: Isticmaalka Biyaha | 9,450,000 | 9,450,000 | 0 | 0.00% |
| Sub total | 23,625,000 | 23,625,000 | 0 | 0.00% |
| Ijaarka Xafiisyada, Guryahay ,Gadiidka iwm | | | | |
| 2210603: Ijaarka Xafiisyada | 562,275,000 | 562,275,000 | 0 | 0.00% |
| Sub total | 562,275,000 | 562,275,000 | 0 | 0.00% |
| Kh. Tababaraka & Imtixaanada | | | | |
| 2210701: Tababaraka & Imtixaanada. | 104,830,882 | 104,830,882 | 0 | 0.00% |
| Sub total | 104,830,882 | 104,830,882 | 0 | 0.00% |
| Kh. Martiqaadyada & Munaasibadaha | | | | |
| 2210801: Martiqaadyada & Munaasibadaha | 273,348,338 | 218,678,670 | -54,669,668 | -20.00% |
| Sub total | 273,348,338 | 218,678,670 | -54,669,668 | -20.00% |
| Shidaalka iyo Saliidaha | | | | |
| 2211201: Batroolka, Naafatadda & Saliidaha | | 70,000,000 | 70,000,000 | 100.00% |
| Sub total | 0 | 70,000,000 | 70,000,000 | 100.00% |
| Kharashyada kale ee Hawl socodsiinta | | | | |
| 2211327: Kh. Baadhista iyo Raadraaca Taariikhda duugga ah | 148,365,000 | 148,365,000 | 0 | 0.00% |
| Sub total | 148,365,000 | 148,365,000 | 0 | 0.00% |
| Daryeelka Gaadiidka Iyo Mishiinada | | | | |
| 2220101: Daryeelka Gaadiidka Iyo Mishiinada | | 30,000,000 | 30,000,000 | 100.00% |
| Sub total | 0 | 30,000,000 | 30,000,000 | 100.00% |
| Daryeelka Hantida kale | | | | |
| 2220204: Daryeelka Xafiisyada | 29,767,500 | 29,767,500 | 0 | 0.00% |
| Sub total | 29,767,500 | 29,767,500 | 0 | 0.00% |
| Total: Jamciyadda Mujaahidiinta Sooyaal | 2,390,211,719 | 2,435,542,052 | 45,330,333 | 1.90% |



2000000: Miisaaniyadda 2023 ee Dawaladdaha Hoose

| Madax | Faahfaahin | 2022 | 2023 | Farqi | % Farqi |
|---------------------------------|--------------------------------|------------------------|------------------------|-----------------------|---------------|
| <i>Expenditure</i> | | | | | |
| <i>Dawladdaha Hoose</i> | | | | | |
| 2600000: | Miisaaniyadda Dawladdaha Hoose | 528,878,259,786 | 589,899,197,085 | 61,020,937,299 | 11.54% |
| <i>Sub total</i> | | <i>528,878,259,786</i> | <i>589,899,197,085</i> | <i>61,020,937,299</i> | <i>11.54%</i> |
| <i>Total: Dawaladdaha Hoose</i> | | <i>528,878,259,786</i> | <i>589,899,197,085</i> | <i>61,020,937,299</i> | <i>11.54%</i> |



3000000: Miisaaniyadda 2023 ee Hay'adaha Madaxa-banaan

| Madax | Faahfaahin | 2022 | 2023 | Farqi | % Farqi |
|--------------------------------|---------------------------------------|------------------------|------------------------|--------------------|--------------|
| <i>Hay'adaha Madaxa Banaan</i> | | | | | |
| 3600000: | Miisaaniyadda Hay'adaha Madaxa Banaan | 276,986,730,707 | 277,792,895,534 | 806,164,827 | 0.29% |
| Sub total | | 276,986,730,707 | 277,792,895,534 | 806,164,827 | 0.29% |



4000000: Miisaaniyadda 2023 ee Deeqaha Caalamiga ah

| Madax | Faahfaahin | 2022 | 2023 | Farqi | % Farqi |
|------------------------------------|--------------------------------------|------------------------|------------------------|------------------------|----------------|
| <i>Expenditure</i> | | | | | |
| <i>Deeqaha Caalamiga ah</i> | | | | | |
| 4000100: | Miisaaniyadda Hay'adaha Caalamiga ah | 231,484,620,710 | 183,412,141,859 | -48,072,478,851 | -20.77% |
| <i>Sub total</i> | | <i>231,484,620,710</i> | <i>183,412,141,859</i> | <i>-48,072,478,851</i> | <i>-20.77%</i> |
| <i>Total: Deeqaha Caalamiga ah</i> | | <i>231,484,620,710</i> | <i>183,412,141,859</i> | <i>-48,072,478,851</i> | <i>-20.77%</i> |



FORMKA DHISMAYAASHA MIISAANIYADDA DOWLADA DHEXE 2023

| Guddida Tacliinta Sare Jsl | | | | |
|--|---------|------------------------------|---------|---------------|
| Faahfaahinta Dhismiyaasha Miyaaaniyadda 2023 | | | | |
| S/N | CODE | | Goobta | Lacagta |
| 1 | 3121001 | Dhismaha Jaamacada | Sheekh | 850,000,000 |
| 2 | | Dhismaha Jaamacada | Burco | 1,105,000,000 |
| 3 | | Dhismaha Kulliyada Badda | Berbera | 850,000,000 |
| 4 | | Dhismaha Jaamacada Al-Najaax | Burco | 430,000,000 |
| TOTAL | | | | 3,235,000,000 |

| Wasaarada Waxbarashada iyo Sayniska Jsl | | | | |
|--|---------|---------------------------|-------------|---------|
| Faahfaahinta Dhismiyaasha Miyaaaniyadda 2023 | | | | |
| S/N | CODE | | Goobta | Lacagta |
| 1 | 3121001 | Dhismaha Dugsiga Xeeqo | Baki | |
| 2 | | Araga Xadidan Faarax Yood | Boorame | |
| 3 | | Lughaya | Boorame | |
| 4 | | Dugsiga Dhaxan | Dhahar | |
| 5 | | Dugsiga Qorulugud Sarre | Buuhoodle | |
| 6 | | Tuulo Jacayl | Buuhoodle | |
| 7 | | Magaalo Xaali | Baligubadle | |
| 8 | | Badar Wanaag | Hargaysa | |
| 9 | | Biyo Shalax Shalax | Hargaysa | |
| 10 | | Boolidiid | Hargaysa | |
| 11 | | Aw-Siciid | Hargaysa | |
| 12 | | Bender Ammaan | Hargaysa | |
| 13 | | Kidicawl | Hargaysa | |
| 14 | | Qool Dhuxulaale | Salaxley | |
| 15 | | Bohol | Berbera | |
| 16 | | Ceel-Damasle | Berbera | |
| 17 | | Xabaalo Tumaalood | Berbera | |
| 18 | | Madar Mooge | Ceergaabo | |
| 19 | | Geel Caseeye (Jiingada) | Gar-Adag | |
| 20 | | Oog (Sariibada) | Caynaba | |
| 21 | | Xarunta | Saylac | |
| 22 | | Jidhi | Saylac | |
| 23 | | Huftiro | Laascaanood | |
| 24 | | Dhabar dalool | Xudun | |
| 25 | | Habeedlay | Burco | |



| | | | | |
|----|--|--------------------------|-------------|----------------------|
| 26 | | Ibraahim Jama | Burco | |
| 27 | | kalcad | Taleex | |
| 28 | | Cillaan | Sheekh | |
| 29 | | Ceeqaag | Ceel Afwayn | |
| 30 | | labisagaale | Hargaysa | |
| 31 | | Beeyo Dhaadheer | Gebilay | |
| 32 | | Gacan Waafi (Waashay) | Sheekh | |
| 33 | | Qool Buulale | Hargaysa | |
| 34 | | Ismaaciil Xuseen | Hargaysa | |
| 35 | | Shanshacade | Burco | |
| 36 | | Iskuulka Sheekh Ibraahim | Burco | |
| 37 | | Daba Gorayaale | Oodwayne | |
| 38 | | Xangayda | Burco | |
| | | TOTAL | | 8,925,000,000 |

Wasaarada H. Maalgahiga & Warshadaha Jsl

**Faahfaahinta Dhismiyaasha Miyaaaniyadda
2023**

| S/N | CODE | | Goobta | Lacagta |
|-----|---------|--|-----------------|----------------------|
| 1 | 3121001 | Dhismaha Xayndaabka Aaga Warshadaha | | 1,500,000,000 |
| | | Dhismaha Xarunta Dhexe ee Wasaarada | Hargaysa | 1,500,000,000 |

Wasaarada Howlaha Guud Dhulka iyo Guryaynta.

**Faahfaahinta Dhismiyaasha Miyaaaniyadda
2023**

| S/N | CODE | | Goobta | Lacagta |
|-----|---------|--|----------|----------------------|
| 1 | 3121001 | Xarunta Wasaarada Howlaha Guud, Dhulka iyo Guryaynta | Hargaysa | 2,000,000,000 |
| | | TOTAL | | 2,000,000,000 |

Wasaarada Horumarinta Maaliyadda.

**Faahfaahinta Dhismiyaasha Miyaaaniyadda
2023**

| S/N | CODE | | Goobta | Lacagta |
|-----|---------|---|-------------|----------------------|
| 1 | 3121001 | Dhismaha Dayrka Kastamka Gambadha | Laascaanood | 0 |
| 2 | | Dhismaha Xafiiska C/beriga Maxkamada Boorama | Boorama | 0 |
| 3 | | Baaqi Dhismaha Dayrka Kastamka | Ceerigaabo | 0 |
| 4 | | Baaqi Dhismaha Hangarka Badeecadaha ee Kastamka | Saylac | 0 |
| | | TOTAL | | 1,163,276,000 |



FORMKA FAAHFAAHIMAHA KALE EE MISAANIYADDA 2023

KHARASHKA HAAYADA WADOOYINKA 2023

| S/n | CODE | Faahfaahin | Kharashka |
|-----|-------|--|-----------------------|
| 1 | 51111 | Daryeelka Wadooyinka | 5,020,000,000 |
| 2 | 51121 | Wadada Raari buul | 1,250,000,000 |
| | | Wadada Salaxlay | 1,250,000,000 |
| | | Wadada Bali-gubadle | 750,000,000 |
| | | Wadada Geed deeble | 750,000,000 |
| 3 | 51123 | Dhismaha Buundooyinka & Dhismaha W. Ceerigaabo | 24,917,200,000 |
| 4 | 51124 | Dayactirka Gaadiidka iyo Qalabka RDA | 1,422,800,000 |
| | | TOTAL | 35,360,000,000 |

Wasarada Deegaanka & Isbedelada Cimilada

| s/n | CODE | Faahfaahin Magacyada Seerayaasha | Degmada |
|-----|------|----------------------------------|----------|
| 1 | | Seeraha Bancawl | Burco |
| 2 | | Seeraha Xudun | Xudun |
| 3 | | Seeraha Banka Dulcad | Oodweyne |
| 4 | | Libaaxyalay | Awdal |
| 5 | | Geed deeble | Hargaysa |
| 6 | | Gacan libaax | Saaxil |

Wasaarada Diinta iyo Awqaafta

| | | | |
|---|--|--|--------------|
| 1 | | Kaalmada Machadka Degmada Xariirad | Selel |
| 2 | | Kaalmada Machadka Degmada Salaxley | M/Jeex |
| 3 | | Kaalmada Machadka Degmada Sheekh | Saaxil |
| 4 | | Kaalmada Machadka Degmada Xagal | Saaxil |
| 5 | | Kaalmada Machadka Degmada Oodweyne | Daadmadheedh |
| 6 | | Kaalmada Machadka Degmada Xaaji Saalax | Daadmadheedh |
| 7 | | Kaalmada Machadka Degmada Oorvaale | Togdheer |



| | | | | |
|----|--|--|-----------|----------------------|
| 10 | | Kaalmada Machadka Degmada Caroweyn | Buuhoodle | |
| 11 | | Kaalmada Machadka Degmada Badhan | Badhan | |
| 12 | | Kaalmada Machadka Degmada Boorma | Awdal | |
| 13 | | Kaalmada Machadka Degmada Dacarbudhuq | M/Jeex | |
| 14 | | Kaalmada Machadka Fadhigaab ee Degmada Garadag | Sanaag | |
| 15 | | Kaalmada Machadka Degmada Faraweyne | M/Jeex | |
| 16 | | Kaalmada Machadka Degmada Ceegaag | Saraar | |
| 17 | | Guumays | Sool | |
| | | TOTAL | | 2,721,520,000 |

Wasaarada Dhalinyarada & Ciyaaraha

| S/N | CODE | Faahfaahinta Madax xigeenada Wax lagu Kordhinay | Faahfaahin | Lacagta |
|-----|----------------|---|------------|----------------------|
| 1 | 3121011 | Garoomada | | 900,000,000 |
| 2 | | SONYO | | 400,000,000 |
| | | TOTAL | | 1,300,000,000 |

Wasaarada Diinta Iyo Awqaafta

| S/N | CODE | Faahfaahinta Meelaha Wax lagu Kordhinayo | Faahfaahin | Lacagta |
|-----|--------------|--|------------|----------------------|
| 1 | Cusub | Jaamacut Quraan | | 600,000,000 |
| 2 | | Jaamacada Al-Najaax | | 200,000,000 |
| 3 | | Maxadka Agoomaha Ceerigaabo | | 200,000,000 |
| | | TOTAL | | 1,000,000,000 |



FORMKA FAAHFAAHINTA KALMOOYINKA MIISAAANIYADDA 2023

Guddida Taaliinta Sarre.

| Faahfaahinta Kaalmooyinka Miyaaaniyadda 2023 | | | | |
|--|---------|--------------------------------------|------------|----------------------|
| S/N | CODE | | Faahfaahin | Lacagta |
| 1 | 2640104 | Jaamacada Hargeysa | | 150,000,000 |
| 2 | | Jaamacada Camuud | | 150,000,000 |
| 3 | | Jaamacada Burco | | 150,000,000 |
| 4 | | Jaamacada Nugaal | | 150,000,000 |
| 5 | | Jaamacada Sanaag | | 225,000,000 |
| 6 | | Jaamacada Bebera (Marine University) | | 150,000,000 |
| 7 | | Jaamacada Tima-cade | | 150,000,000 |
| 8 | | Jaamacada Sheekh Verternariy | - | 255,000,000 |
| TOTAL | | | | 1,380,000,000 |

Wasaarada Xanaanada Xoolaha iyo Kalluumaysiga

| Faahfaahinta Kaalmooyinka Miyaaaniyadda 2023 | | | | |
|--|---------|-----------------------------------|---------------------------|--------------------|
| S/N | CODE | | Faahfaahin | Lacagta |
| 1 | 2640104 | Kaalmada Jaamacadaha iyo Machadka | Jaamacada Bada ee Berbera | 700,000,000 |
| TOTAL | | | | 700,000,000 |

Wasaarada Xidhiidhka Golayaasha iyo Arimaha Dastuurka

| Faahfaahinta Kaalmooyinka Miyaaaniyadda 2023 | | | | |
|--|---------|--|--------------------------|--------------------|
| S/N | CODE | | Faahfaahin | Lacagta |
| 1 | 2640109 | Kaalmada Xarunta W. Dastuurka Hargaysa | Kharashka Howsocodsiinta | 350,000,000 |
| | | | Xaflada Qalinjabinta | 150,000,000 |
| TOTAL | | | | 500,000,000 |

Wasaarada Waxbarashada Iyo Sayniska

| Faahfaahinta Kaalmooyinka Miyaaaniyadda 2023 | | | | |
|--|---------|--|------------|----------------------|
| S/N | CODE | | Faahfaahin | Lacagta |
| 1 | 2400221 | Kaalmada Dugsiyada Boodhinka ee Ceerigaabo | | 2,340,000,000 |
| 2 | 2400221 | K. Dugsiyada Boodhinka ee Laascaanood | | 2,340,000,000 |
| TOTAL | | | | 4,680,000,000 |



| | 2400217 | Mashruuca Maamul daadejinta JPLG (W. W. & Sayniska) | Lacagta |
|---|---------|---|----------------------|
| 1 | | Degmada Boorama | 114,300,000 |
| 2 | | Degmada Burco | 159,300,000 |
| 3 | | Degmada Berbera | 148,500,000 |
| 4 | | Degmada Gebiilay | 136,900,000 |
| 5 | | Degmada Hargaysa | 107,100,000 |
| 6 | | Degmada Saylac | 107,900,000 |
| 7 | | Degmada Sheekh | 125,100,000 |
| 8 | | Degmada Oodweyne | 120,900,000 |
| | | TOTAL | 1,020,000,000 |

| Faahfaahinta Kaalmooyinka Miyaaaniyadda | | | |
|---|---------------------|------------|----------------------|
| CODE | 2023 | Faahfaahin | LACAGTA |
| 2640438 | Fanaaniinta Qaranka | | 3,249,800,000 |
| | Total | | 3,249,800,000 |

| Wasaarada Horumarinta Caafimaadka | | | | |
|---|---------|------------------------------------|----------|----------------------|
| Faahfaahinta Kaalmooyinka Miyaaaniyadda | | | | |
| S/ N | CODE | 2023 | Degmada | Lacagta |
| 1 | | Osili | | |
| 2 | | Gees-Dheer | | |
| 3 | | Maxamed Ugaas | | |
| 4 | | Waraabeeye | | |
| 5 | | Cadho- dhexe | | |
| 6 | | Ceelal | | |
| 7 | | Faraguul | | |
| | | | | 600,000,000 |
| 8 | | Gurmadka Dagdaga ah ee Caafimaadka | | 690,000,000 |
| S/ n | Code | Kaalmada Lixda Cisbitaal | Gobolka | Lacagta |
| 1 | 2640403 | Burco Hospital | Togdheer | |
| 2 | | Hargaysa Group Hospital | M/jeex | |
| 3 | | Boorama Hospital | Awdal | |
| 4 | | Berbera Hospital | Saaxil | |
| 5 | | Laascaanood Hospital | Sool | |
| 6 | | Ceerigaabo Hospital | Sanaag | |
| | | TOTAL | | 3,500,000,000 |



| S/no | Codes | Khsrashka Cisbitaalada (7 Cisbitaal) | Gobolka | Lacagta |
|------|---------|--------------------------------------|----------|----------------------|
| 1 | 2211304 | Burco Hospital | Togdheer | |
| 2 | | Hargaysa Group Hospital | M/jeex | |
| 3 | | Boorama Hospital | Awdal | |
| 4 | | Berbera Hospital | Saaxil | |
| 5 | | Laascaanood Hospital | Sool | |
| 6 | | Ceerigaabo Hospital | Sanaag | |
| 7 | | Gabiilay | M/jeex | |
| | | TOTAL | | 6,974,059,000 |

FORMKA FAAHFAAHINTA KABKA ISKUULADA MIISAANIYADDA 2023

Wasaaradda Waxbarashada iyo Sayniska JSL

| S/N | Code | Magaca iskuulka | Nooca Dugsiga | Tirada Ardayda | Lacagta |
|-----|---------|------------------------------------|---------------------|----------------|-------------|
| 1 | 2640102 | Iskuulka Maqalka Xadidan Boorama | Baahiyaha Gaarka ah | 70 | 74,999,267 |
| 2 | 2640102 | Dug. Indhoolayaasha Hargaysa | Baahiyaha Gaarka ah | 90 | 96,427,629 |
| 3 | 2640102 | Dugsiga Hargaysa Special Needs | Baahiyaha Gaarka ah | 172 | 184,283,913 |
| 4 | 2640102 | Dug. Dhagoolayaasha Hargaysa | Baahiyaha Gaarka ah | 130 | 139,284,353 |
| 5 | 2640102 | Dugsiga Maqalka Xadidan Burco | Baahiyaha Gaarka ah | 120 | 128,570,172 |
| 6 | 2640102 | Dugsiga Araga Xadidan Burco | Baahiyaha Gaarka ah | 12 | 12,857,017 |
| 7 | 2640102 | Dugsiga Araga Xadidan Boorama | Baahiyaha Gaarka ah | 10 | 10,714,181 |
| 8 | 2640102 | Dugsiga Maqalka Xadidan Gabiilay | Baahiyaha Gaarka ah | 30 | 32,142,543 |
| 9 | 2640102 | Solda Deaf School | Baahiyaha Gaarka ah | 33 | 35,356,797 |
| 10 | 2640102 | Hargaysa Children Learning Center | Baahiyaha Gaarka ah | 65 | 69,642,176 |
| 11 | 2640102 | Raising Star (Jigjiga Yar) | Baahiyaha Gaarka ah | 62 | 66,427,922 |
| 12 | 2640102 | Geb Secondary Boodhin School | Hoyga | 310 | 332,139,610 |
| 13 | 2640102 | Dugsiga Hoyga Ismaaciil Yoonis | Hoyga | 105 | 112,498,900 |
| 14 | 2640102 | Dugsiga Caro Madow | Hoyga | 101 | 108,213,228 |
| 15 | 2640102 | Dugsiga Hoyga Sallaxlay | Hoyga | 172 | 184,283,913 |
| 16 | 2640102 | Hunduli | Hoyga | 63 | 67,499,340 |
| 17 | 2640102 | Xayira | Hoyga | 130 | 139,284,353 |
| 18 | 2640102 | Sh. Moodhle | Hoyga | 133 | 142,498,607 |
| 19 | 2640102 | Dugsiga Wacays Oodane | Hoyga | 110 | 117,855,991 |
| 20 | 2640102 | Dugsiga Hoyga Balli Mataan | Hoyga | 365 | 391,067,605 |
| 21 | 2640102 | Dugsiga Hoyga Oodwayne | Hoyga | 130 | 139,284,353 |
| 22 | 2640102 | Dugsiga Hoyga Xaaxi | Hoyga | 203 | 217,497,874 |
| 23 | 2640102 | Dugsiga Hoyga Kalqoray | Hoyga | 74 | 79,284,939 |
| 24 | 2640102 | Dugsiga Hoyga Dubur (Salwa Saabax) | Hoyga | 233 | 249,640,416 |
| 25 | 2640102 | Dugsiga Hoyga Dabayl Weyne | Hoyga | 137 | 146,784,279 |
| 26 | 2640102 | Dugsiga Hoyga Sacaadadiin Saylac | Hoyga | 170 | 182,141,076 |



| | | | | | |
|----|---------|--|-------------------|--------------|----------------------|
| 27 | 2640102 | Dugsiga Hoyga Abdiqaadir Saylac | Hoyga | 99 | 106,070,392 |
| 28 | 2640102 | Dugsiga Hoyga Qoryaale | Hoyga | 118 | 126,427,335 |
| 29 | 2640102 | Dugsiga Hoyga Balli Dhiig | Hoyga | 73 | 78,213,521 |
| 30 | 2640102 | Dugsiga Hoyga Bali Saciid | Hoyga | 80 | 85,713,448 |
| 31 | 2640102 | Dugsiga Hoyga Cali Ciise | Hoyga | 59 | 63,213,668 |
| 32 | 2640102 | Dugsiga Hoyga Duruqsi | Hoyga | 70 | 74,999,267 |
| 33 | 2640102 | Dugsiga Hoyga Bulaale | Hoyga | 175 | 187,498 |
| 34 | 2640102 | Dugsiga Hoyga Dhoqoshay | Hoyga | 100 | 107,141,810 |
| 35 | 2640102 | Dugsiga Bali Kaliil | Hoyga | 90 | 96,427,629 |
| 36 | 2640102 | Dugsiga Qoton weyne | Hoyga | 87 | 93,213,374 |
| 37 | 2640102 | Dugsiga Hoyga Hablaha Agoomaha Burco | Hoyga | 200 | 214,283,619 |
| 38 | 2640102 | Dugsiga Hoyga Abaarso | Hoyga | 201 | 215,355,037 |
| 39 | 2640102 | Dugsiga Hoyga Pharo (SOS) | Hoyga | 265 | 283,925,796 |
| 40 | 2640102 | Dugsiga Burco Academy | Hoyga | 172 | 184,283,913 |
| 41 | 2640102 | Dugsiga Hoyga Qorilugud | Hoyga | 135 | 144,641,443 |
| 42 | 2640102 | Dugsiga Hoyga Beeyo dhaadheer | Hoyga | 50 | 53,570,905 |
| 43 | 2640102 | Dugsiga Hoyga Xagal | Hoyga | 70 | 74,999,267 |
| 44 | 2640102 | Dugsiga Hoyga Agoomaha Ceerigaabo | Hoyga | 145 | 155,355,624 |
| 45 | 2640102 | Dugsiga Farsamada Gacanta Hargaysa | Farsamada Gacanta | 601 | 643,922,276 |
| 46 | 2640102 | Dugsiga Farsamada Gacanta Burco | Farsamada Gacanta | 312 | 334,282,446 |
| 47 | 2640102 | Dugsiga Farsamada Gacanta Adhi-cadeeye | Farsamada Gacanta | 126 | 134,998,680 |
| 48 | 2640102 | Dugsiga Farsamada Gacanta Gabiilay | Farsamada Gacanta | 160 | 171,426,895 |
| 49 | 2640102 | Dugsiga Farsamada Gacanta Kuweytiga | Farsamada Gacanta | 74 | 79,284,939 |
| 50 | 2640102 | Dugsiga Farsamada Gacanta Badhan | Farsamada Gacanta | 60 | 64,285,086 |
| 51 | 2640102 | Dugsiga Farsamada gacanta ee Beer | Farsamada Gacanta | 67 | 71,785,012 |
| | | TOTAL | | 6,900 | 7,306,000,000 |