



## Xafiiska Madaxweynaha

Sum: JSL/XM/WM/222-402/122019

Taar: 05/12/2019

## Wareegto Madaxweyne

### Dhaqan-galka Miisaaniyad Sannadeedka 2020-ka

Markaan Arkay: Qodobka 90aad ee Dastuurka Jamhuuriyadda Somaliland;

Markaan Arkay: Qodobka 75aad ee Dastuurka Jamhuuriyadda Somaliland;

Markaan Arkay: Go'aanka Golaha Wakiillada, Go'aan Lr. GW/KF-41/849/2019, ee ku taariikheysan 02/12/2019, ee ay ku ansixiyeen Miisaaniyadda Sannadka 2020-ka;

### Waxaan soo-saaray;

Dhaqan-galka Miisaaniyad Sannadeedka 2020-ka oo ka kooban Miisaaniyadda Dawladda Dhexe, Dawladaha Hoose, Hay'adaha Madaxbannaan iyo Deeqaha Caalamiga ah oo dhan SL.SH/= 2,751,304,880,098 (Laba Tirilyan, Toddoba Boqol Kow iyo Konton Bilyan, Saddex Boqol iyo Afar Milyan, Siddeed Boqol iyo Siddeetan Kun, Siddeed iyo Sagaashan Shillin Somaliland ah). Miisaaniyaddu waxay dhaqan-gal noqon doontaa 01 January 2020.

Allaa Mahad Leh



Muuse Biixi Cabdi

Madaxweynaha Jamhuuriyadda Somaliland





Ref: WM/02/08-01/ /2019

Date: 19-11-2019

Ku: Shirgudoonka Golaha Wakiiladda

Hargeysa

**Ujeedo: Soo Gudbinta Miisaaniyadda Qaranka ee 2020**

**Mudanayaal,**

Maanta oo ay taariikhdu tahay **19-11-2019**, waxaa ii Sharaf ah inaan idiin soo gudbiyo Miisaaniyadda Dawladda ee Sannadka 2020-ka. Mudanayaal, Anigoo ku hadlaya Magaca Wasaaradda Horumarinta Maaliyadda oo gudanaysa waajibaadka Dastuuriga ah ee Qodobka **55<sup>aad</sup>** farqadiisa **1<sup>aad</sup>**. iyo xeerka Maamulka Maaliyadda ee Xeer No. **75/2016** qodobkiisa 5aad, oo waajibinaya inaan idin horkeeno Miisaaniyadda **29<sup>aad</sup>** ee qarankani yeesho, si aad waajibkiina uga gudataan.

**Alla Mahad Leh**

Dr. Sacad Cali Shire  
Wasiirka Wasaaradda Horumarinta Maaliyadda

# Table of Contents

|  |           |
|--|-----------|
| Shaxda Miisaaniyadda Wasaaraddaha & Hayaaddaha 2020 .....                                  | IV        |
| <b>1. Hordhac.....</b>   | <b>1</b>  |
| <b>2. DULMARKA GUUD EE DHAQAALAHA.....</b>   | <b>2</b>  |
| 2.1. HEERKA GUUD EE WAX-SOOSAARKA GUDAHA .....   | 2         |
| 2.2. Sicir-bararka .....   | 2         |
| 2.3. Heerka sarrifka .....   | 3         |
| 2.4. Ganacsiga .....   | 4         |
| 2.5. Wax-Soo-dejinta.....  | 5         |
| 2.6. Maalgelinta.....  | 6         |
| <b>3. WARBIXINTA WAXQABADKA MIISAANIYADDA 2019 .....</b>                                   | <b>6</b>  |
| 3.1. Dakhli Ururinta Jan-Oct.....  | 6         |
| 3.1.1. Warbixinta Cashuuraha Berriga.....  | 7         |
| 3.1.2. Warbixinta Kastamadda:.....   | 7         |
| 3.2. War- bixinta kharashka Jan-Oct 2019 .....   | 8         |
| 3.2.1. Maamulka Kharash Bixinta .....  | 8         |
| 3.2.2. Mashaariicda Horumarineed ee Miisaaniyadda 2019-ka.....                             | 9         |
| <b>4. Guud marka Miisaaniyadda 2020 .....</b>  | <b>10</b> |
| <b>5. Odooroska Dakhliga Sanad Miisaaniyadeedka 2020 .....</b>                             | <b>11</b> |
| 5.1. Meelaha korodhka dakhligu ka imanayo 2020 .....                                       | 11        |
| 5.2. Faah-faahinta Goobaha uu Dakhligu ka imanayo .....                                    | 11        |
| <b>6. SIYAASADDA MIISAANIYADDA 2020.....</b>   | <b>14</b> |
| 6.1. Siyaasada Maaliyadeed (fiscal policy) .....   | 14        |
| 6.1.1. Isku dheeli tirka Dakhliga iyo kharashka.....                                       | 14        |
| 6.1.2. Kor u qaadida saamiga ay Cashuuraha berrigu ka yihiin Dakhliga guud. ....           | 14        |
| 6.1.3. Ilaalinta iyo kobcinta wax-soosaarka gudaha .....                                   | 14        |
| 6.1.4. Kaydka ku -talo galka Dhacdooyinka lama filaanka ( <i>Contingency fund</i> ), ..... | 14        |
| 6.1.5. Joojinta qaadista lacagaha aan sharciga ahayn (illegal fees).....                   | 14        |
| 6.1.6. Fududeynta Nidaamka Cashuur bixinta.....  | 14        |
| 6.1.7. Hirgalinta dhamaan qaybaha Nidaam Xisaabeedka is-wada ee (SLFMIS).....              | 14        |
| 6.1.8. Diiwaangalinta Cashuur Bixiyayaasha.....  | 15        |
| 6.2. Siyaasadda lacageed (Monetary policy).....  | 15        |
| 6.2.1. <i>Sicir bararka:</i> .....   | 15        |
| 6.2.2. Isku bedelka Sarifka lacagaha .....   | 15        |
| 6.2.3. Isku soo dhawaynta sarifka suuqa iyo ka dowladda.....                               | 15        |
| 6.3. MUDNAANTA MIISAANIYADDA 2020 (budget priorities).....                                 | 15        |
| 6.3.1. Nabadgalyada: .....   | 15        |
| 6.3.2. Ictiraafka: .....   | 15        |

|            |   |           |
|------------|---|-----------|
| 6.3.3.     | Doorashooyinka .....  | 16        |
| 6.3.4.     | Caafimaadka.....  | 16        |
| 6.3.5.     | Waxbarashada .....  | 16        |
| 6.3.6.     | Biyaha.....   | 17        |
| 6.3.7.     | Garsoorka.....  | 17        |
| 6.3.8.     | Maamul Daadajinta.....  | 17        |
| 6.3.9.     | Horumarinta Dhalinyarad iyo Shaqo abuurka .....                             | 17        |
| 6.3.10.    | Warshadaha iyo Maalgashiga .....  | 18        |
| 6.3.11.    | Ilaalinta Deegaanka iyo ku talo galka Dhacdooyinka lama filaanka .....      | 18        |
| 6.3.12.    | Waxsoo-saarka.....  | 18        |
| 6.3.13.    | Horumarinta Tiknolojiyada (ICT).....  | 19        |
| <b>7.</b>  | <b>Mashaariicda 2020.....</b>   | <b>19</b> |
| <b>8.</b>  | <b>WADAAGAYAASHA MIISAANIYADDA 2020 2020 (2020 sector allocation) .....</b> | <b>21</b> |
| <b>9.</b>  | <b>FAAH-FAAHINTA WADAAGAYAASHA 2020 (2020 budget sectors) .....</b>         | <b>22</b> |
| 9.1.       | Dhaqaalaha:.....  | 22        |
| 9.2.       | Waxbarshada:.....   | 22        |
| 9.3.       | Tamarta .....   | 22        |
| 9.4.       | Deegaanka.....  | 22        |
| 9.5.       | Maamulka.....   | 23        |
| 9.6.       | Caafimaadka.....  | 23        |
| 9.7.       | Kaabayaasha Dhaqaalaha.....   | 24        |
| 9.8.       | Waxsoo-saarka .....   | 24        |
| 9.9.       | Amaanka iyo Difaaca .....   | 24        |
| 9.10.      | Biyaha .....  | 24        |
| 9.11.      | Wadaagaha kale (crosscutting Sector).....                                   | 25        |
| <b>10.</b> | <b>Soo koobida guud ee Madaxyada Miisaaniyadda 2020 .....</b>               | <b>25</b> |
| 10.1.      | Soo koobida Miisaaniyadda 2020 oo Madaxaysan .....                          | 25        |
| 10.2.      | Faah-faahinta soo koobida Miisaaniyadda 2020 oo Madaxaysan .....            | 26        |
| 10.2.1.    | Kharashka Shaqaalaha .....  | 26        |
| 10.2.2.    | Hawl socodsiinta .....  | 26        |
| 10.2.3.    | Hantida Raagta.....   | 27        |
| 10.2.4.    | Mashaariicda Kale ee Dawladda .....   | 27        |
| 10.2.5.    | Kaalmooyinka Dawlada.....   | 28        |
|            | <b>Miisaaniyadda Guud ee 2020.....</b>                                      | <b>29</b> |
|            | <b>Qorshaynta Miisaaniyadda 2020 Ee Qaybaha Dalka .....</b>                 | <b>31</b> |
|            | <b>Qorshaha Isticmaalka ee Miisaaniyadda 2020.....</b>                      | <b>34</b> |

## Shaxda Miisaaniyadda Wasaaraddaha & Hayaaddaha 2020

|  |    |
|--|----|
| Shaxda 1: Heerka Guud ee Wax-soosaarka Gudaha oo La filayey, Isagoo dhab ah (Qiimaha aan isbedelin ee 2015), malyuun Doolaka Maraykanka (\$US) ..... | 2  |
| Shaxda 2: Sicir-bararka u Sarreeya ee Sannadka ku dhammaaday December.....   | 3  |
| Shaxda 3: Isu bedelka Somaliland shilling iyo dollarka .....   | 4  |
| Shaxda 4: Dhoofka Xoolaha 2012 -2018.....  | 5  |
| Shaxda 5: Mugga Wax-soo-dejinta 2012 -2018.....  | 5  |
| Shaxda 6: Tirada liisannada ganacsi e la bixiyey 2012 ilaa 2019 .....  | 6  |
| Shaxda 8: liiska Mashaariicda 2019 .....   | 9  |
| Shaxda 9: Miisaaniyadda Guud ee 2020 .....   | 10 |
| Shaxda 10: Soo koobida guud ee dakhliga 2020 .....   | 11 |
| Shaxda 11: Dakhliga casuuraha berriga oo deegaameysan .....  | 11 |
| Shaxda 12: Dakhliga kastamada oo deegaameysan: .....   | 12 |
| Shaxda 13: Dakhliga Miisaaniyadda 2020 oo Madax-xigaysan .....   | 12 |
| Shaxda 14: Soo koobida Madaxyada Miisaaniyadda 2020 .....  | 25 |
| Shaxda 16: Mushaharka Madaxweynaha .....   | 42 |
| Shaxda 17: Mushaharka Madax-weyne ku xigeenka.....   | 43 |
| Shaxda 18: GUDIDA QARANKA EE LADAGAALNKA AIDS-ka.....  | 44 |
| Shaxda 19: GOLAHA GUURTIDDA .....  | 46 |
| Shaxda 20: GOLAHA WAKIILADA .....  | 48 |
| Shaxda 21: MAXKAMADA SARE .....  | 50 |
| Shaxda 22: XEER-ILAALINTA GUUD EE QARANKA .....  | 52 |
| Shaxda 23: HAY'ADDA SHAQAALAHA DAWLADA.....  | 54 |
| Shaxda 24: HANTI-DHAWRKA GUUD EE QARANKA.....  | 56 |
| Shaxda 25: MADAXTOOYADA .....  | 58 |
| Shaxda 26: CIIDANKA ILAALADA MADAXTOOYADA .....  | 60 |
| Shaxda 27:GARYAQAANKA GUUD .....   | 62 |
| Shaxda 28: HAY'ADDA SIRDOONKA QARANKA .....  | 64 |
| Shaxda 29: JIMCIYADA MUJAAHIDIINTA SOOYAAL .....   | 66 |
| Shaxda 30: WASAARADDA ARIMAHA DIBADDA .....  | 67 |
| Shaxda 31: W. CADAALADA IYO GARSOORKA.....   | 69 |
| Shaxda 32: CIIDANKA ASLUUBTA .....   | 71 |
| Shaxda 33: MAXKAMADA HOOSE .....   | 73 |
| Shaxda 34: GUDIGA XUQUUQAL-INSAAANKA QARANKA .....   | 75 |
| Shaxda 35: WASAARADDA ARRIMAHA GUDAHA .....  | 77 |
| Shaxda 36: CIIDANKA BOOLIISKA.....   | 79 |
| Shaxda 37: CIIDANKA ILAALADA XEEBAHA .....   | 81 |
| Shaxda 38: CIIDANKA SOCDAALKA .....  | 83 |
| Shaxda 39: CIIDANKA DAB-DEMISKA QARANKA SOMALILAND .....   | 85 |
| Shaxda 40: WASAARADA W/FAAFINTA IYO WACYIGALINTA .....   | 87 |
| Shaxda 41: W.GAASHANDHIGA.....   | 89 |
| Shaxda 42: CIIDANKA QARANKA .....  | 91 |
| Shaxda 43: W. QORSHAYNTA QARANKA IYO H. QARANKA .....  | 93 |
| Shaxda 44: WASAARADA H. MAALIYADA.....   | 95 |
| Shaxda 45: W. GANACSIGA, WARSHADAHA IYO DALXIISKA .....  | 98 |

|  |     |
|--|-----|
| Shaxda 46: W.MACDANTA IYO TAMARTA .....                                      | 100 |
| Shaxda 47: W. Gaadiidka iyo Horumarinta Jidadka .....                        | 102 |
| Shaxda 48: WASAARADA H. BEERAHA .....  | 104 |
| Shaxda 49: W. XANAANADA XOOLAHA IYO KALLUUMAYSIGA .....                      | 106 |
| Shaxda 50: W. ISGAADHSIINTA IYO TIGNOOLAJIYADA .....                         | 108 |
| Shaxda 51: W. WAXBARASHADA IYO SAYNISKA.....                                 | 110 |
| Shaxda 52: AGAASIMKA TACLIINTA SARE .....                                    | 113 |
| Shaxda 53: GUDIDA TACLIINTA SARE .....                                       | 115 |
| Shaxda 54: W. HORUMARINTA H. CAAFIMAADKA .....                               | 117 |
| Shaxda 55: KOMISHANKA QARANKA MIHNADLEYDA CAAFIMAADKA.....                   | 119 |
| Shaxda 56: W.DIINTA IYO AWQAAFTA.....  | 121 |
| Shaxda 57: Hay'adda Diiwanka Sakada iyo Samafalka .....                      | 123 |
| Shaxda 58: W. HAWLAHA GUUD, DHULKA IYO GURIYAYNTA .....                      | 125 |
| Shaxda 59: H.DUULISTA HAWADA IYO MADAARADA .....                             | 127 |
| Shaxda 60: WASARADA XIDH. GOLAYAASHA IYO A. DISTOORKA .....                  | 129 |
| Shaxda 61: GUDIDA DIB-UHABAYNTA SHURUUCDA .....                              | 131 |
| Shaxda 62: WASAARADA SHAQO GALINTA, ARIMAHA BULSHADA, IYO QOYSKA .....       | 132 |
| Shaxda 63: WASAARADA CIYAARAHA IYO DHALINYARADA .....                        | 134 |
| Shaxda 64: GUDIDA DOORASHOYINKA QARANKA.....                                 | 136 |
| Shaxda 65: GUDIDA QANDARAASYADA QARANKA.....                                 | 138 |
| Shaxda 66: HAY'ADA U DIYARGAWGA AAFOOYINKA IYO KAYDKA RAASHINKA QARANKA..... | 140 |
| Shaxda 67: HAY'ADDA DHAWRISTA TAYADA (Q. C).....                             | 142 |
| Shaxda 68: KOMISHANKA MAAULWANAAGA & LA DAGAANKAKA M/MAASUQA.....            | 144 |
| Shaxda 69: H. QAXOONTIGA IYO BARAKACAYAASHA .....                            | 146 |
| Shaxda 70: W.DEEGAANKA IYO HORUMARINTA REERMIYIGA .....                      | 148 |
| Shaxda 71: GUDIGA FURASHADA URURADA.....                                     | 150 |
| Shaxda 72: WASAARADA H. MAALGASHIGA.....                                     | 152 |
| Shaxda 73: WASAARADA H. BIYAHA .....   | 154 |
| Shaxda 74: Mashaariicda Baanka Adduunka 2020.....                            | 156 |

## Liiska Jaantusyada

|  |    |
|--|----|
| Jaantuska 1: Sicir-bararka u sarreeya ee January 2018 ilaa June 2019, oo laga soo shidaal-qaadanayo salka 2012 ..... | 3  |
| Jaantuska 2: Heerka Sarrifka Shilinka Somaliland iyo Doolarka Maraykana ee January 2019 ilaa June 2019.....          | 4  |
| Jaantuska 3: Xoolaha ka dhoofay dekedda Berbera laga bilaabo 2005 ilaa 2018.....                                     | 5  |
| Jaantuska 4: Qiimaha billaha ah ee wax-soo-dejinta 2018.....   | 5  |
| Jaantuska 5: Tirada Kiishashaka Shimiito ee soo galay Somaliland 2005 ilaa 2018 .....                                | 6  |
| Jaantuska 6: Warbixinta Kharashka Jan-Oct 2019 .....   | 8  |
| Jaantuska 7: Wadaagayaasha Miisaaniyadda 2020 .....  | 21 |
| Jaantuska 8: Qayb qaybinta kharashaadka oo waaxaysan .....   | 26 |

## 1. Hordhac

Iyada oo la raacayo nidaamka Geedi-socodka Diyaarinta Miisaaniyadda ee Xeerka Maamulka iyo Maaliyadda Xeer Ln 75/2016, waxay Wasaaradda Horumarinta Maaliyaddu u raacday Diyaarinta Miisaaniyadda iyada oo fulineysa talaabooyinka:

1. Diyaarinta Xaashida Muuqaalka Guud ee Miisaaniyadda 2020-ka.
2. Sar-goynta Mudnaanta kharash-bixinta Miisaaniyadda 2020-ka.
3. Diyaarinta Siyaasadda Dhaqaalaha Guud iyo Maaliyadeed ee Mudadda dhexe, 2020-2022-ka.
4. Wada tashiga Guddi hoosaadka Dhaqaalaha iyo Miisaaniyadda ee Golaha Wakiiladda.
5. Doodda Miisaaniyadda ee Wasaaraddaha iyo Hay'addaha.
6. Gudbinta Miisaaniyadda ee Golaha Wasiiradda.
7. Gudbinta Miisaaniyadda ee Golaha Wakiiladda.

## 2. DULMARKA GUUD EE DHAQAALAHA

### 2.1. HEERKA GUUD EE WAX-SOOSAARKA GUDAHA

Dhaqaalaha Somaliland waxa hoos-u-dhac la taaban karo ku keenay Abaarihii 2017 iyo xayiraaddii xoolaha ee Saudi Arabia ee 2015. Heerka Guud ee Wax-soosaarka Gudaha ee asalraaca ahi waxa uu sannadka 2017 ka badnaa 62% kii 2012, halka koritaanka dhabta ah ee Heerka Wax-soosaarka Guud ee Guduhu ahaa 11% isla labadaa sannadood ee la is barbardhigay. Heerka wax-soosaarka Guud ee Gudaha ee dhabta ahi waxa uu hoos ugu soo dhacay sannadkii 2015 0.7%, halka uu ka ahaa 4.6% sannadkii ka horreeyey ee 2014. Dhaqaaluhu waxa uu soo kabtay sannadkii 2016 2.1% Heerka Guud ee Wax soo saarka Gudaha, waxa se mar kale uu hoos u dhacay 1% sannadkii 2017 oo ay sababtey abaartii dalka ku dhufatey.

Inkasta oo aan laga hayn tiro rasmi ah wixii ka dambeeyey 2017, haddana muujiyeyaasha horumarka dhaqaalaha guud waxay muujinayaan in loo soo noqday koritaan dhexdhexaad ah sannadkii 2018. Koritaanka Wax-soo dejinta, qaadashadda liisamada ama ruqsadaha Wax-soodejinta iyo meheradaha, mugga shimiitada waddanka soo geleysa, ayaa muujinaysa in dhaqaaluhu kordhay sannadkii 2018. Horumarka dhinaca cimilada iyo deeganka ku yimid sida roobabka oo batay 2019, kor-ukaca baahiyaha adeegyada loo qabo, soo-kabashada xoolaha ee roobabka batay la socda, iyo badh-qaadida Sucuudiga Xiliga Mawsimka Xajka ee xayiraaddii xoolaha waxa ay dhammaantood mujinayaan koritaan ka muuqda 2019.

Shaxda 1: Heerka Guud ee Wax-soosaarka Gudaha oo La filayey, Isagoo dhab ah (Qiimaha aan isbedelin ee 2015), malyuun Doolaka Maraykanka (\$US)

| Sannad | Heerka Guud ee Waxsoosaarka Gudaha ee asalraaca ah | % Δ | Heerka Guud ee Waxsoosaarka Gudaha ee Dhabta ah* | Δ     |
|--------|--|-----|--|-------|
| 2012   | 1,586  | -   | 2,014  | -     |
| 2013   | 1,831  | 15% | 2,088  | 3.7%  |
| 2014   | 2,011  | 10% | 2,185  | 4.6%  |
| 2015   | 2,201  | 9%  | 2,201  | 0.7%  |
| 2016   | 2,322  | 5%  | 2,248  | 2.1%  |
| 2017   | 2,573  | 11% | 2,226  | -1.0% |

\*Qiimaha joogtada ah ee 2015

Waxaa laga soo xigtay: Qeybta tirakoobka ee waaxda, W/Qorshaynta & Horumarinta

### 2.2. Sicir-bararka

Sida kor lagu soo sheegay faraqa u dhexeeya Heerka Guud ee Wax soo saarka Gudaha ee asalraaca ah iyo kan dhabta ah ee sannad 2012 iyo 2017, waxa uu muujinayaa heer sicir-barar oo aad u sarreeyaa isla sannadaha. Jaantuska 4aad waxa uu muujinayaa in sicir-bararka u sarreeya lagu arkayo sannadha 2015 iyo 2017 oo kala ahaa 13.6% iyo 18.4%. Marka bil-bil loo eego, **Shaxda 1aad** waxa ay muujineysaa inuu hoos u socdey sicir-bararku iyada oo bishii January ee 2018 uu ahaa 18.9% halka bisha lixaad ee June 2019



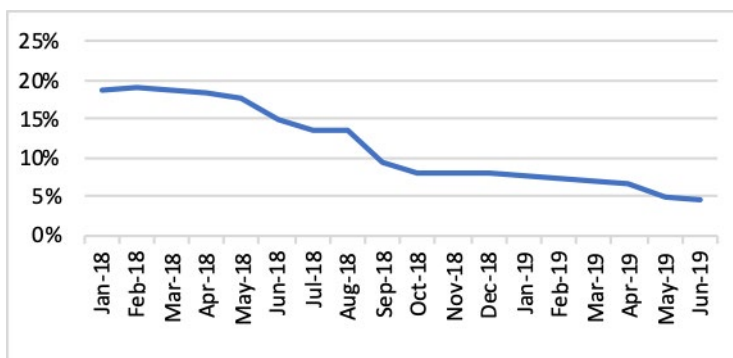
uu ka noqday 4.5%. Celceliska sicir-bararka ee qaybta hore ee 2019 waxa uu ahaa 6.3% marka la barbardhigay isla bilaha sannadkii ka horreyey ee 2018 oo uu ahaa celcelisku 18%.

Shaxda 2: Sicir-bararka u Sarreeya ee Sannadka ku dhammaaday December

| Sannadka          | Index  | Heerka |
|-------------------|--------|--------|
| 2012              | 100    |        |
| 2013              | 108.43 | 8.4%   |
| 2014              | 115.87 | 6.9%   |
| 2015              | 131.63 | 13.6%  |
| 2016              | 133.12 | 1.1%   |
| 2017              | 157.63 | 18.4%  |
| 2018              | 170.17 | 8.0%   |
| 2019 <sup>1</sup> | 174.09 | 4.5    |

*Xigasho:* Waaxda tirakoobka ee, W/Qorshaynta & Horumarinta

Jaantuska 1: Sicir-bararka u sarreeya ee January 2018 ilaa June 2019, oo laga soo shidaal-qaadanayo salka 2012



Hoos-u-dhaca sicir bararka waxa loo nisbeeyey heerka sarrifka oo caadiyoobey, soona kabanayey celcelis ahaan. Qiimaha oo ka soo naasilmey badeecadaha qaarkood sida khudaarta labadeeda nooc (vegetables and fruits), adeegyada iyo tamarta (sida: gaasta, batroolka & naaftada) ayaa iyana door ka qaatay. Waxa intaa dheer ka-soo-kabashada abaarihii iyo hoos-u-dhacii xoolaha; waxa iyana qayb muuqata ku lahaa roobabka mahiigaanka ah ee da'ay 2019 oo dib u soo nooleeyey wax-soo-saarkii dhaqaalaha oo saamayn ku yeeshay hoos-u-dhaca qiimayaasha.

### 2.3. Heerka sarrifka

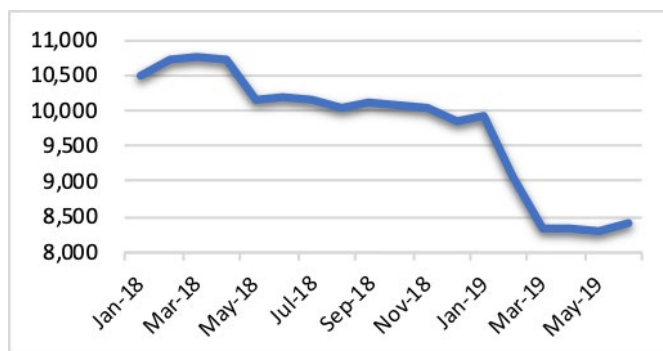
Ka dib xayiraaddii dhoofka xoolaha ee Sucuudiga bilowgii 2015, Sarrifka Shilinka Somaliland ee Doolarka Maraykanku aad ayuu hoos u dhacay iyada oo uu ka kacay SISH 7,556 ilaa SISH 9,328 ka hor intii aanu kor u sii fanan 2018 sida ka muuqata Jaantuska 5aad iyo Shaxda 2aad. Sannadka 2019, waxa sarrifka Shilinku u soo xogaystay heer uu soo gaadho bishii May SISH 8,308 oo ah markuu u horeeyey sarrif ahaan, halka uu bisha June noqday SISH 8,400. Lixda bilood ee u horreeyay 2019, waxa sarrifku noqday SISHs 8,729 halkii Doolar ee Maraykan, oo u dhiganta 16.9% in uu ka soo xoogeystey bilihii u dhigmey ee 2018.

<sup>1</sup>Sicir baraarka waa lixda bilood hore 2019

Shaxda 3: Isu bedelka Somaliland shilling iyo dollarka

Jaantuska 2: Heerka Sarrifka Shilinka Somaliland iyo Doolarka Maraykana ee January 2019 ilaa June 2019

| Sannad            | Sarrifka | % Δ    |
|-------------------|----------|--------|
| 2012              | 6,464    |        |
| 2013              | 6,838    | 5.8%   |
| 2014              | 7,129    | 4.3%   |
| 2015              | 7,564    | 6.1%   |
| 2016              | 7,556    | -0.1%  |
| 2017              | 9,328    | 23.5%  |
| 2018              | 10,189   | 9.2%   |
| 2019 <sup>2</sup> | 8,729    | -14.3% |



*Xigasho: Bangiga Somaliland*

Heerka Sarrifka ee Shilinka ee ku soo xoogeystay Doolarka waxa loo nisbeeyaa badiba xoojinta nidaamka siyaasadda Maamulka Maaliyadda ee kharsh-bixinta iyo Bangiga Dhex ee Somaliland oo joogteeyey guurguurka sarrifka si uu ugu celceliyo yool ah SLS 8.500 halkii Doolar ee Maraykanka ah. Maadaama dalku ku shaqeyo labada lacagoodba, waxa heerkano loo dejiyey qofka ku mushahar qata Shilinka Somaliland iyo kan ku qaata Doolarka Maraykanka labadaba loo tixgeliyo. Tallaabooyinka Bangiga waxa ka mid ahaa xaddidaad uu ku sameeyey labada shirkadood ee u waaweyn ee adeegyada lacagaha isaga oo amray inaan laga dhex sarrifan karin xaddi lacageed oo ka yar US\$ 100. Waxa kale oo Bangigu xaddiday dhaqdhaqaaqa sarriflayaasha lacagaha qalaad iyada oo sarriflaha lagu qabto inuu wax ku beddeley in ka badan 2% heerka Sarrifka ah ee rasmiga ah lagala noqon doono ruqsadda ganacsiga, lagana mamnuuci doono ka-ganacsiga suuqa sarrifka.

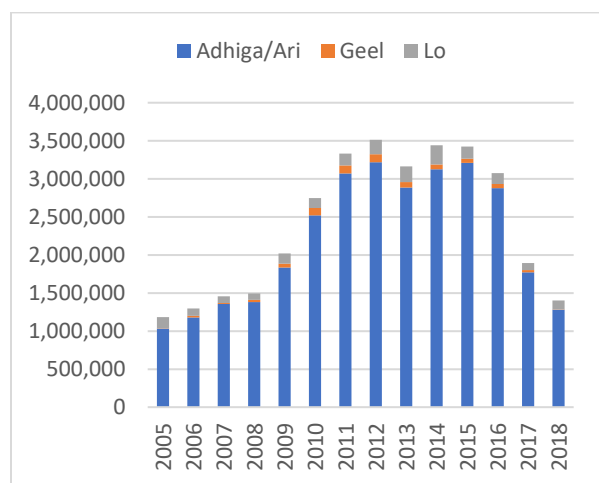
#### 2.4. Ganacsiga

##### Dhoofka Xoolaha

Faraq hoos-u-dhac ah oo ballaadhan ayaa ku yimid ganacsiga Somaliland, kaas oo si weyn u sibiibixday 2015, mar kalena sidoo kale hoobtay 2018. Tirada Xoolaha la dhoofiyey sanadkii 2018, tusaale ahaan, waxa ay ahayd tii u hooseysey ilaa 2007 iyada oo 26% dhoofku hoos ugu soo dhacay (492,649). Iyada oo dhaqaaluhu ka soo kabanayo abaarihii iyo xayiraaddii xoolaha, saadaasha ganacsiga ee 2019 waa mid togan. Lixda bilood ee u horreeya 2019 waxa ay ka badan tahay 22% bilihii u dhigmeyey ee 2018.

<sup>2</sup>Isbedelka sicirka sarrifka celcelis ahaan waa lixda bilood hore, 2019

Jaantuska 3: Xoolaha ka dhoofay dekedda Berbera laga bilaabo 2005 ilaa 2018

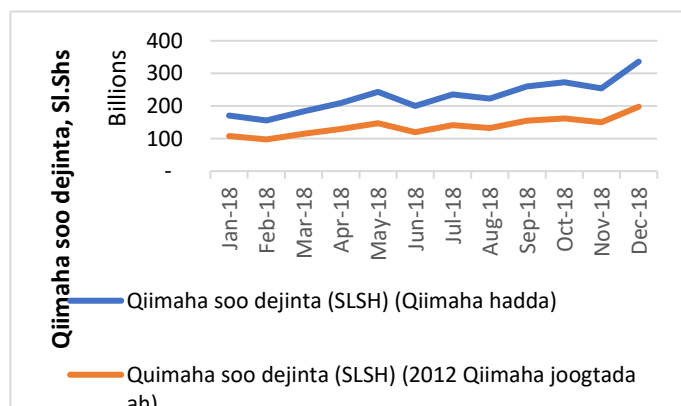


**Xigasho:** xogta laga helay W/Qorshaynta & Horumarinta

## 2.5. Wax-Soo-dejinta

Si Sannadle ah ayaa wax-soo-dejinta Somaliland hoos ugu dhacaysey sannadihii 2014, 2015, iyo 2017. Qiimaha guud ee wax-soo-dejinta 2018 qiimayaasha hadda jira waxa ay ahayd SLSH 2.7 tirilyan, halka ay ka ahayd qiimayaasha 2012 SI.Shs 1.6 tirilyan (la tixgeliyey sicir-bararka). Marka la dheehdo Shaxda 4aad, qiimaha Wax-soo-dejinta 2012 iyo 2018 labaduba kor ayay u socdaan celcelis ahaan. Xogta laga helay 2019, waxa ay muujinayaa in sidoo kale uu kor ugu socdo. Lixda bilood ee hore ee sannadka 2019 waxay muujinayaan in qiimaha wax-soo-dejintu yahay SI.Shs 1.6 tirilyan oo u dhiganta 59% qiimaha guud ee wax-soo-dejinta ee 2018 oo idil. Waxa xusid mudan in qiimaha kastamku aanu ahayn qiimaha dhabta ah ee qiima-sheegadyadu sheegayaan.

Jaantuska 4: Qiimaha billaha ah ee wax-soo-dejinta 2018



Shaxda 4: Dhoofka Xoolaha 2012 - 2018

| Muddada | Tirada Xoolaha Dhoofay | % Isbeddelka |
|---------|------------------------|--------------|
| 2012    | 3,512,433              | 5%           |
| 2013    | 3,161,795              | -10%         |
| 2014    | 3,439,798              | 9%           |
| 2015    | 3,424,745              | -0.44%       |
| 2016    | 3,074,899              | -10%         |
| 2017    | 1,894,696              | -38%         |
| 2018    | 1,402,047              | -26%         |

**Xigasho:** Waaxda kastamka, W/H/Maaliyadda

Shaxda 5: Mugga Wax-soo-dejinta 2012 -2018

| Sannadka | Mugga       | % isbeddelka |
|----------|-------------|--------------|
| 2012     | 427,376,721 |              |
| 2013     | 702,342,218 | 64%          |
| 2014     | 575,575,718 | -18%         |
| 2015     | 463,955,765 | -19%         |
| 2016     | 504,749,446 | 9%           |
| 2017     | 440,126,477 | -13%         |
| 2018     | 538,636,414 | 22%          |

**Xigasho:** Waaxda Customka, W/H/Maaliyadda

## 2.6. Maalgelinta

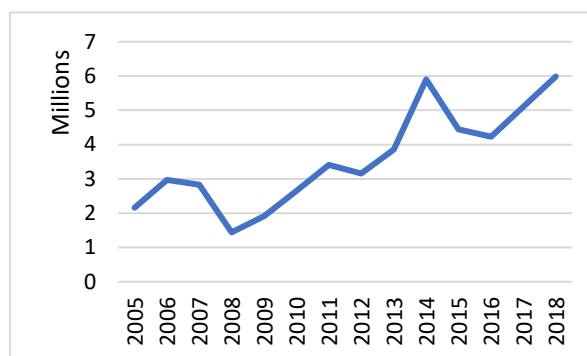
### Maalgelinta iyo Dhismaha

Tirada ruqsadaha ganacsiga ee la bixiyey iyo tirada shimiitada la soo dejiyey ayaa lagu qiyaasay heerka maalgelinta ee Somaliland. Sannadkii 2018, 687 liisan ayaa la siiyey meherado ama ganacsi oo u dhiganta inay ka badan tahay 77% heerkii 2012. Marka laga reebo 2014, koradhka bixinta liisannada ganacsigu si sanadle ah ayey u badaneysey. Lixda bilood ee u horreeya 2019, waxa la bixiyey ruqsado dhan 443 oo u dhiganta 64% liisannadii la bixiyey sannadka 2018 oo idil. Marka la eego roobabka iyo kor-u-hinqadka dhaqaalaha ee guud, waxa la filayaa inay aad kor u sii kacaan ilaa sannadka 2019 dhamaadkiisa. Shaxda 5aad waxa ay tilmaamaysaa tirada shimiitada ee la soo dejiyey laga soo bilaabo 2005 ilaa 2018. Sannadka 2018 keligii, waxa la soo dejiyey 5.98 milyun oo kiish oo ahaa tiradii u badnayd ilaa 2005.

Shaxda 6: Tirada liisannada ganacsi e la bixiyey 2012 ilaa 2019

| Sannadka          | Rusqadda | % Δ |
|-------------------|----------|-----|
| 2012              | 140      |     |
| 2013              | 274      | 96% |
| 2014              | 253      | -8% |
| 2015              | 264      | 4%  |
| 2016              | 452      | 71% |
| 2017              | 525      | 16% |
| 2018              | 687      | 31% |
| 2019 <sup>3</sup> | 443      |     |

Jaantuska 5: Tirada Kiishashaka Shimiito ee soo galay Somaliland 2005 ilaa 2018



## 3. WARBIXINTA WAXQABADKA MIISAANIYADDA 2019

### 3.1. Dakhli Ururinta Jan-Oct

Tobankii bilood ee Sanadka 2019, Dawlada Somaliland waxa u soo xarooday dakhli dhan SLShs **1,480** (Hal tiriliyan iyo afar boqol iyo sideetan billion), kaas oo **26%** ka badan dakhligii soo xarooday tobankii bilood **Jan\_Oct** ee sanadkii 2018kii. ku talo-galkii Dakhliga la filayay in la helo Jan-oct 2019 wuxu ka hooseeya -0.3%, halka marka la barbardhigo isla xiligaa sanadkii 2018 uu ahaa hoos u dhacu -10%.

Dakhliga dhabta ee la rajaynay dhamaadka Sanadka 2019 wuxu noqonaya 1,777 (hal tiriliyan todoba boqol iyo Todobaatan iyo Todoba bilyan), kaasi oo 15% ka badan dakhligii dhabta ahaa ee soo xerooday 2018kii, oo ahaa 1,541 (hal tiriliyan shan boqol afartan iyo kow billion).

<sup>3</sup>Tirada ruqsadaha ee 2019, waa lixda bilood ee hore

### 3.1.1. Warbixinta Cashuuraha Berriga.

Waxa dadaal dheeraad ah laga sameeyey Tayeynta Maamulka iyo kordhinta dakhliyadda Cashuuraha berriga marka loo eego sanad Miisaaniyadeedkii 2018-ka. Wasaaardu iyada oo maanka ku haysa muhiimadda dib-u-habenta Nidaamka maamulka Cashuuruhu (Tax Administration reform) u leedahay geedi-socodka helitaanka iyo kordhinta dakhli warra, waxa:

1. La sameeyey, lana dhaqan-galiyo Xeer-nidaamiyayaasha Xeerka Dakhliga,
2. La sameeyey, lana qeybiyey Haggaha cashuur-bixiyaha Cashuuraha berriga,
3. La diiwaan-galiyey 6,000 Cashuur-bixiye, iyada oo la siinayo Summadda Aqoonsiga Cashuur-bixiyaha (TIN),
4. La abuurey:
  - I. Unugga maamulka iyo daba-galka Cashuuraha baaqdey,
  - II. Unugga baadhista iyo qiimeynta Cashuuraha la qabtey,
  - III. Unugga la socodka Cashuuraha dawlada hoose,
  - IV. Unugga cashuur-bixiyayaasha waaweyn,
5. La sameeyey nidaamka fariin wadaaga ee War-galinta iyo Mahad-celinta cashuur-bixiyaha,
6. La dhaqan-galiyey Cashuurta Adeegga Alaabta iyo Badeecadda (GST) ee Adeegyadda:
  - Korantadda,
  - Isgaadhsiinta
  - Hoteeladda
7. La fuliyey Qeybta Dakhli-qabashadda ee Nidaamka SLIFMIS-ka,

Talaabooyinka waxay kordhiyeen dakhligii Waaxda **22%** marka loo eego Sanad Miisaaniyadeedkii 2018-ka.

### 3.1.2. Warbixinta Kastamadda:

Kastamaddu waa **68%** odoraska Dakhliga Miisaaniyadeedka 2019-ka. Wasaaraddu iyada oo ogsoon Miisaanka dakhli ee ku meelaysan Waaxdan, waxay dajisay Qorsheyaan Maamul:

- I. Dib u Habeynta Maamulka Waaxda:
- II. Tababradda Maamulka iyo Hawl-wadeenadda,
- III. Qiimeynta iyo la xisaabtan Maamulka iyo Hawl-wadeenadda,
- IV. Haggaha La-dagaalanka La-baxsiga Alaabooyinka (**Anti-Contraband Manual**)
- V. Buugga Alaabooyinka ka mamnuuca ah Soo dejinta dhoofintaba
- VI. Haggaha Cashuur-dhaafyadda.

Fulinta qodobadani waxay salka u dhigeen kor ukac joogto ah oo ku yimaadda dakhli soo saarka waaxda.

Waxa uu Dakhliga waaxdu kor u kacay **26%** marka loo eego 2018-kii, sidoo kale waxa uu sare-maray **14% Odoraskii Miisaaniyadda**

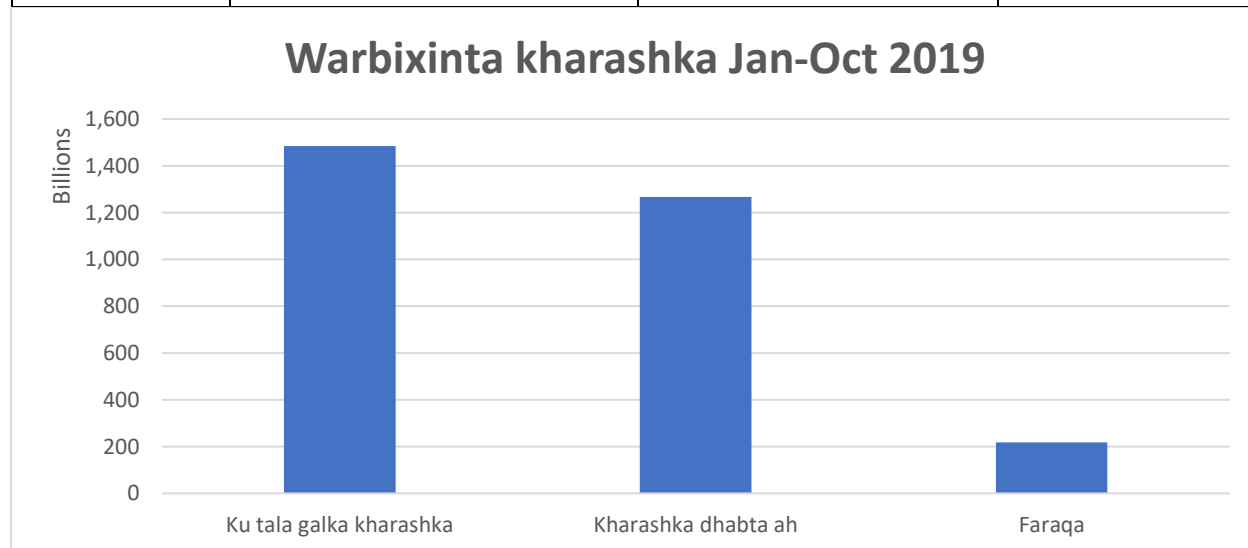
### 3.2. War- bixinta kharashka Jan-Oct 2019

Kharashka loo qoondeeyay in uu baxo bilaha Jan-oct ee Sanadkan 2019ka wuxuu ahaa **1,485,128,716,669 sl.sh**, hase yeeshee waxa kharash ahaan u baxay **1,267,462,482,378 sl/shs/**, taasi oo u dhiganta, in **85%** uu baxay kharashkii loogu talagalay inuu baxo Jan-Oct, taasi oo macnaheedu yahay in kharash u dhigma **15%** aanu bixin lacag ahaana oo noqonaya **217,666,234,291slsh**,

Sababta kharashka u dhigma **15%** aan loo isticmaalin, waa iyadda oo lixdii bilood ee Sanadkan u horeeyay aan la siidayn kharashka Hantida raagta iyo Mashaariicda, balse la sii daayay lixdii biloodkii dambe, iyada oo la filayo in kharashaadkaasi bixi doono ka hor dhamaadka sanadkan.

Jaantuska 6: Warbixinta Kharashka Jan-Oct 2019

| Bilaha  | Ku tala galka kharashka | Kharashka dhabta ah | Faraqa          |
|---------|-------------------------|---------------------|-----------------|
| Jan-Oct | 1,485,128,716,669       | 1,267,462,482,378   | 217,666,234,291 |



#### 3.2.1. Maamulka Kharash Bixinta

Wasaaradda Horumarinta Maaliyaddu iyada oo fulinaysa Xeerka Maamulka Maaliyadda waxay diyaarisay isla markaana dhaqan-galisay:

- I. Xeer-nidaamiyaha Maamulka Maaliyadda ee Xeer LN 72/2016,
- II. Haggaha Hawl-socodsiinta iyo Xisaabinta Nidaamka Kharash-bixinta Qaranka,

III. In si dhameystiran loo adeegsado dhinaca Kharash-bixinta nidaamka Is-wadda ee SLIFMIS-ka

Dhinaca kale, iyada oo dawladdu xoojinaysa Nidaamka Xisaabaadka waxay la diyaariyey:

- I. Qorshaha Hir-galinta Nidaamka Caalamigga ah ee Xisaabaadka Dawladda (IPSAS Implementation Roadmap),
- II. Qorshaha Mideynta Khasnadda Qaranka (Single Treasury Account)
- III. Siyaasadda Diiwaan-galinta iyo Haynta Hantidda Qaranka,
- IV. Siyaasadda Maamulka lacagta naqadka ah,

Si loo fudeydiyo fulinta Qorshayaashan iyo Habraacyadan, waxa la fuliyey tababaro kor loogu qaadayo hawl-wadeenadda Wasaaraddaha iyo hay'addaha Dawladda ah.

Horumarinta Maamulka kharashaadku, waa tiirka tilmaamaya tayeynta adeeg-biixinta ku xusan Miisaaniyadda Dawladda.

### 3.2.2. Mashaariicda Horumarineed ee Miisaaniyadda 2019-ka

Dawladdu iyada oo mudnaanta siineysa Mashaariicda Horumarinta ee Wadaagayaasha arimaha bulshadda ( Wax-barashadda, Caafimaadka iyo biyaha), Kaabayaasha Dhaqaalaha, Wax-soosaarka, Horumarinta Deegaanka Ammaanka iyo Difaaca Qaranka, waxay Miisaaniyadda 2019-ka laga fuliyey Mashaariicdan oo qaarkood dhammaadeen kuwa kalena socdaan oo la filayo inay dhamaadaan intan sanadku dhamaan :

Shaxda 7: liiska Mashaariicda 2019

| N o. | Mashruuca   |
|------|---|
| 1    | Dhismaha Guriga Gudoomiyaha G.Wakiiladda  |
| 2    | Dhismaha fidinta Madaxtooyada, Muusiyamka hargaysa iyo Guriga Madaxtooyada Ceerigaabo |
| 3    | Dhismaha Maxkamadda Racfaanka Hargaysa & M.Oodwane                                    |
| 4    | Dhismaha Xafiiska Gobolka Xaysimo   |
| 5    | Dhismaha Xarunta Dabdemiska Berbera & Laascaanood                                     |
| 6    | Iibsiga Qalabka Dabdemiska  |
| 7    | Dhismaha Wasaaradda Beeraha   |
| 8    | Dhismaha Cisbitaalka Ciidanka Qaranka (second face)                                   |
| 9    | Dhismayaasha Wasaaradda H. Maaliyadda   |
| 10   | Dhismaha Madxafka Berbera   |
| 11   | Mashruuca Biyo Balaadhinta Hargeysa   |
| 12   | Mashruuca Wajaale, Beer iyo Oodwayne  |
| 13   | Mashruuca Abuur badinta   |
| 14   | Mashruuca Saadaasha Hawada  |
| 15   | Mashruuca JPLG  |
| 16   | Mashruuca JPLG wasaaradda waxbarashada  |
| 17   | Mashruuca Shaqo Qaran   |
| 18   | Dhismayaasha Kale ee Dawladda (Maktabada Gebiley)                                     |
| 19   | Mashruuca Kuuliyadda Tababarka Macalimiinta   |
| 20   | Dhismaha Biriijka Burco   |
| 21   | Dhismaha Jaamacada Sheekh   |
| 22   | Dhismaha Jaamacada Ceerigaabo   |
| 23   | Mashruuca JPLG ee Wasaaradda Caafimaadka  |
| 24   | Dhismaha Xarunta NEDFORD  |
| 25   | horumarinta Madaarada   |

|    |  |
|----|--|
| 26 | libsigaHantida kale ee dawladda (Tax Way Lights)   |
| 27 | Kharashka Doorashada   |
| 28 | Kharashka Gurmada Aafooyinka   |
| 29 | libsiga Mishiinka Shaybaadhka (Tayada Cunada & Daawada)  |
| 30 | Dhismaha Qalabka shaybaadhka ee berbera iyo Dhismaha xarunta Quality Control   |
| 31 | Daryeelka Ceelasha   |
| 32 | Mashruuca Waxsoosaarka iyo tarmintadhirta  |
| 33 | Mashruuca Dhiraynta  |
| 34 | Kh. Waxkaqabashada Xaalufka  |
| 35 | Sanduuqa H.dhalinyarada  |
| 36 | Horumarinta Wadooyinka   |
| 37 | libsiga Doonyaha iyo Maraakiibta   |
| 38 | 2% Horumarinta Gobolada Bari   |
| 39 | Isctiraaf raadinta   |
| 40 | Dhismaha qaybta police Gebiley   |
| 41 | Dhismaha Jeelasha Bursco, Gebilay, Boorama,Mijocaseeye iyo Oodweyne  |
| 42 | libsigaHantidda kale (Qalabka idaacada iyo TV-ga)  |
| 43 | Dhismaha Wasaaradda Warfaafinta  |
| 44 | Dhismaha Gurig aMadaxweyne ku xigeenkii hore   |
| 45 | Hoostada Gaaadiidka Dawladda   |
| 46 | M.Tijaabada iyoTaran kaxoolaha   |
| 47 | M.Qoolcaday iyo Aroori   |
| 48 | libsiga Mishiinada Laashashka iyo qalabka kaluumaysiga   |
| 49 | Mashruuca Daawaynt Xoolaha   |
| 50 | Dhismeyaasha Kale(Deked Kalluumaysi iy shaybaadhka xoolaha   |
| 51 | QalabkaBoosaha & Isgaadhsiinta   |
| 52 | Dhismaha xarunta, dugsiga qoton dabo iyo ina qarbooshe   |
| 53 | libsiga Qalabka Xafiisyadda (Dugsiga KTM)  |
| 54 | mashruuca qaybinta buugaagta dugsiyada hoose dhexe   |
| 55 | Dhismaha Qabta umulaha HGH, Dhismaha Hospitalka Burco iyo dhismaha MCH kala ah Xadhig- Xadhig,Xayra,Caaqil yare,gatiitaley,,Xaaxi,Gogol wanaag,Qararo,,Sarmaanyo,Jameecada Caynaashe |
| 56 | libsiga Qalabka Caafimaadka (Cis Hargeysa iyo Burco)   |
| 57 | Dhismaha Garoonka Timacade, Ceerigaabo, Burco iyo Ooweyne  |
| 58 | libsiga roogaga burco iyo Berbera  |
| 59 | Dhigista Roogaaga Garoomada Berbera &Burco   |
| 60 | Dhismayaasha Ceelasha & Qodista Riigaga kala ah dhaamka iyo biyo galinta salaxlay, Taleex,,Wado bariis, iyo alaybaday  |
| 61 | Mashruuca Biyo joojinta Dooxyada   |

## 4. Guud marka Miisaaniyadda 2020

Miisaaniyadda 2020 waxay ka kooban tahay Miisaaniyadda Dawladda Dhexe, Miisaaniyadda Hay'adaha Madaxa banaan ee Dawladda, Miisaaniyadda Dawladaha Hoose, Miisaaniyada Sanduuqa Horumarinta Somaliland e (Somaliland Development fund) iyo Miisaaniyadda Mashaariicda Baanka Aduunka. Isugeynta guud ee miisaaniyada sannadka 2020 waa **2,751,304,880,098 slsh** sida shaxda hoose ka muuqata. Miisaaniyadda dawladda dhexe waa **2,046,000,000,000 SLSH**, taas oo ka badan tii hore **263,845,540,000 slsh** oo u dhiganta **15%**.

Shaxda 8: Miisaaniyadda Guud ee 2020

| Magaca                          | 2019                     | 2020                     | Faraqa                 |
|---------------------------------|--------------------------|--------------------------|------------------------|
| Dawladda Dhexe                  | 1,782,154,460,000        | 2,046,000,000,000        | 263,845,540,000        |
| Hay'addaha Madaxa Banaan        | 160,756,179,150          | 242,036,387,917          | 81,280,208,767         |
| Dawladaha Hoose                 | 255,490,228,023          | 326,748,574,181          | 71,258,346,158         |
| Sanduuqa Horumarinta Somaliland | 79,598,658,078           | 74,764,851,000           | -4,833,807,078         |
| Mashaariicda Baanka Aduunka     | 41,821,260,000           | 45,805,700,000           | 3,984,440,000          |
| Mashruuca JPLG                  | 14,499,678,000           | 15,949,367,000           | 1,449,689,000          |
| <b>Total</b>                    | <b>2,334,320,463,251</b> | <b>2,751,304,880,098</b> | <b>416,984,416,847</b> |



## 5. Odoroska Dakhliga Sanad Miisaaniyadeedka 2020

Odoroska Dakhliga 2020 wuxu noqon doonaa 2,046 (laba tirilyan iyo lix iyo afartan bilyab SLShs) taasoo muujinaysa in uu 15% ka badan yahay ka Sanadka 2019.

### 5.1. Meelaha korodhka dakhligu ka imanayo 2020

- Dakhliga ka imanaya hirgalinta Cashuuraha libka iyo Adeega ee (GTS) sida: Korantadda Isgaadhsiinta iyo Huteeladda.
- Dakhliga isku badalka sarifka lacagta qaadka
- Dakhliga dhaqan-galinta Cashuurta xakamaynta badeecadaha i.
- Dakhliga soo dejinta.
- Dakhliga dardar galinta Macaash macaashka shaqaalaha iyo faaiidada ganacsiga.
- Kirada Dekadda Berbera.

### 5.2. Faah-faahinta Goobaha uu Dakhligu ka imanayo

Shaxda 9: Soo koobida guud ee dakhliga 2020

| Goobta  | lacagta                      |
|---|------------------------------|
| Hadhaaga Qasnada 31/12/2018                     | 3,723,820,708                |
| kastamada                                       | 1,592,122,934,832            |
| Cashuuraha Berriga                              | 338,963,620,313              |
| Kabka Dowladdaha Hoose                          | 51,132,584,747               |
| kiredda Dekedda Berbera                         | 35,000,000,000               |
| Wasaaradda Warfaafinta                          | 136,077,400                  |
| Wasaaradda boosaha iyo isgaadhsiinta            | 1,648,825,046                |
| Wasaaradda Ganacsiga iyo Warshadaha             | 17,710,930,466               |
| Wasaaradda Beeraha                              | 378,832,693                  |
| Wasaaradda Xanaanadda Xoolaha iyo Kalluumaysiga | 754,627,776                  |
| Wasaaradda Tamarta iyo Macdanta                 | 521,316,282                  |
| Wasaaradda Hawlaha Guud                         | 280,263,760                  |
| Wasaaradda Deegaanka                            | 476,165,979                  |
| Hay'adda Duulista iyo Madaaradda                | 0                            |
| Deeqda banka aduunka ee (TMP)                   | 3,150,000,000                |
| <b>Wadarta Guud</b>                             | <b>2,046,000,000,000 /=-</b> |

Shaxda 10: Dakhliga casuuraha berriga oo deegaameysan

| Goobta               | Lacagta                |
|----------------------|------------------------|
| Berbera              | 59,618,445,877         |
| Boorama              | 14,563,525,750         |
| Burco                | 14,184,997,056         |
| Caynabo              | 836,659,143            |
| Ceerigaabo           | 2,587,345,779          |
| Gabiley              | 6,551,471,181          |
| Hargeisa             | 236,981,187,115        |
| Laascaanood          | 2,399,656,912          |
| Saylac               | 1,240,331,499          |
| <b>TOTAL REVENUE</b> | <b>338,963,620,313</b> |

Shaxda 11: Dakhliga kastamada oo deegaameysan:

| Goobta              | Iacagta                  |
|---------------------|--------------------------|
| Allaybaday          | 674,544,184              |
| Abaarso             | 252,542,479              |
| Bali-gubadle        | 4,699,255,026            |
| Beer                | 1,265,083,664            |
| Berbera             | 1,070,402,574,292        |
| Borama              | 17,000,009,302           |
| Burco               | 617,050,610              |
| Caasha-cado         | 18,475,827,436           |
| Caynabo             | 2,031,547,308            |
| Dilla               | 27,091,104               |
| Farawayne           | 2,918,278,299            |
| Hargeisa            | 1,295,602,439            |
| Kalabaydh           | 275,441,535,481          |
| Laascaanood         | 7,977,406,685            |
| Lug-haya            | 3,767,972                |
| Masalaha            | 49,134,385,810           |
| Sanaag              | 639,524,600              |
| Wajaale             | 23,807,871,805           |
| Xariirad            | 305,863,951              |
| Zaylac              | 110,307,031,525          |
| <b>Wadarta Guud</b> | <b>1,587,276,793,973</b> |

Shaxda 12: Dakhliga Miisaaniyadda 2020 oo Madax-xigaysan

| 2020 Madax-xigeenada | Faahfaahin  | 2019 Odoroska   | 2020 Odoroska   | Faraqa           |
|----------------------|---|-----------------|-----------------|------------------|
| 1110105              | Cashuurta M/Macaashka Guryaha                     | 9,948,947,129   | 11,288,643,911  | 1,339,696,782    |
| 1110201              | Cash/M/M Ganacsiga                                | 11,176,948,693  | 33,976,522,232  | 22,799,573,539   |
| 1110203              | Withholding Tax                                   | 99,180,747      | 101,205,796     | 2,025,050        |
| 1120101              | Cash/M/M shaqaalaha Rayidka ah                    | 28,167,651,823  | 36,462,667,053  | 8,295,015,230    |
| 1120102              | Cash/M/M Shaqaalaha Dawladda                      | 52,753,460,568  | 56,844,920,789  | 4,091,460,221    |
| 1140301              | Cashuurta badeecadaha iyo Adeega                  | 260,417,028,135 | 247,836,181,081 | - 12,580,847,054 |
| 1140804              | Dakh/Gegeeda Diyaaradaha & Ajuurada (Landing Fee) | 4,070,720,000   | 4,846,140,859   | 775,420,859      |
| 1140805              | Khidmada adeega madaarada (Handling commision)    | 614,344,000     | 731,368,790     | 117,024,790      |
| 1140806              | Daakhliga Faafinta & Iidhehda                     | 124,987,367     | 136,077,400     | 11,090,033       |
| 1140807              | Dakhliga kale ee Boosaha & Isgaadhsiinta          | 1,385,000,000   | 1,648,825,046   | 263,825,046      |
| 1140808              | Dakhliga Liisamada Ganac/& Ruqsooyinka            | 16,679,573,019  | 17,710,930,466  | 1,031,357,447    |
| 1140812              | Dakhliga ruqsadaha Isticmaalka Biyaha Bada        | -               | -               | -                |
| 1140813              | Dakhliga Ruqsadaha Beeraha                        | 326,071,433     | 378,832,693     | 52,761,260       |
| 1140814              | Dakh/Feega Kaluumaysiga Bada                      | 640,225,333     | 754,627,776     | 114,402,443      |
| 1140815              | Dakh/Liisamada/Ruqsooyinka Macdanta               | 464,807,993     | 521,316,282     | 56,508,288       |
| 1140816              | Cashuurta Diiwaangelinta Hantida (Registrations)  | 15,780,835,335  | 19,867,368,622  | 4,086,533,287    |
| 1140817              | Cashuurta Diiwaangelinta Maraakiibta & Doonyaha   | 1,866,469,320   | 1,908,226,523   | 41,757,203       |
| 1140818              | Cashuurta Diiwaan gelinta ( Contracts)            | 25,428,541,781  | 29,789,682,290  | 4,361,140,509    |
| 1140819              | Dakh/Feega Royaltyga Dekeda                       | 18,512,674,648  | 20,202,165,991  | 1,689,491,343    |
| 1140820              | Fiiga Xanaanada Xoolaha (Holding ground)          | 214,267,061     | 218,641,917     | 4,374,855        |
| 1140902              | Cashuurta Moorka                                  | 74,533,989,632  | 83,616,094,146  | 9,082,104,514    |
| 1140903              | libsiga Tigidhada Dakhliga                        | 1,522,396,952   | 1,553,480,902   | 31,083,950       |
| 1140904              | Cash/Socdaalka Baabuurta (Road Tax)               | 6,947,368,672   | 7,457,688,721   | 510,320,049      |
| 1140905              | Cashuurta Horumarinta wadada                      | 17,018,628,339  | 19,102,721,843  | 2,084,093,505    |
| 1140906              | Cashuurta Saaran shidaalka                        | 20,493,378,223  | 25,851,061,948  | 5,357,683,726    |
| 1140907              | Cashuurta Saaran wadooyinka (Road Levy)           | 1,025,255,481   | 1,202,071,059   | 176,815,578      |
| 1140908              | Cashuurta Saaran shidaalka xuduudaha Beriga       | -               | 504,000,000     | 504,000,000      |

|  |   |                          |                          |                        |
|--|---|--------------------------|--------------------------|------------------------|
| 1140910  | Cashuurta Baaqatay ee kale ( Arrears)                 | 703,037,776              | 720,940,966              | 17,903,190             |
| 1140911  | Cashuurta Saaran Dhoofinta Xoolaha (L/S/Levy)         | 43,721,124,300           | 51,516,047,021           | 7,794,922,721          |
| 1140912  | Cashuurta Saaran liisamada Gaadiidka                  | 588,117,267              | 600,229,871              | 12,112,604             |
| 1150101  | Import Tax (Cashuuta soo dejinta)                     | 725,938,413,604          | 872,198,720,274          | 146,260,306,670        |
| 1150201  | Export Tax (Cashuurta Dhoofinta)                      | 1,146,278,672            | 1,251,424,796            | 105,146,124            |
| 1150202  | Cashuurta Dhoofka Xoolaha                             | 19,586,287,107           | 21,759,160,326           | 2,172,873,220          |
| 1150601  | Cashuurta Dekadaha (H.Tax)                            | 82,561,721,337           | 94,332,006,586           | 11,770,285,248         |
| 1160101  | Cashuuraha Kala duwan ( Miselenous tax )              | 686,981,871              | 771,444,550              | 84,462,680             |
| 1160201  | Cashuurta 2% Gobolada Bariga                          | 79,736,999,839           | 86,712,472,911           | 6,975,473,072          |
| 1310101  | Current grants from foreign governments               | -                        | -                        | -                      |
| 1320101  | Deeqda Hayadaha Caalamiga ah                          | -                        | 3,150,000,000            | 3,150,000,000          |
| 1410501  | Kirada Dekeda Berbera                                 | na                       | 35,000,000,000           | #VALUE!                |
| 1410503  | Kirada Haamaha shidaalka Berbera                      | -                        | -                        | -                      |
| 1410504  | Dakhliga Kirada Guryaha & Bakhaarada                  | 254,724,188              | 280,263,760              | 25,539,572             |
| 1420104  | Dakhliga Iibka Khayraadka Dalka                       | 466,638,267              | 476,165,979              | 9,527,712              |
| 1420105  | Dakhliga gadida hantida Maguurta ah                   | -                        | -                        | -                      |
| 1420201  | Dakhliga Ajuurada Maxkamadaha                         | 3,724,600,741            | 4,051,254,271            | 326,653,530            |
| 1420202  | Dakh/Nootaayoyinka                                    | 145,629,939              | 148,603,377              | 2,973,438              |
| 1420206  | Fiiga Iibka Baasaaboorada                             | 1,481,760,000            | 2,010,978,931            | 529,218,931            |
| 1420207  | Fiisada Baasaabooradda Ajanabiga                      | 4,297,522,667            | 5,116,125,799            | 818,603,132            |
| 1420209  | Cashuurta Gudubka Badeecadda                          | 5,249,023,760            | 6,248,896,636            | 999,872,876            |
| 1420210  | Dakhliga Numberka & Tijaabada Gaadiidka               | 11,103,805,568           | 12,690,182,970           | 1,586,377,402          |
| 1420211  | Dakh/ Darawalnimada ( Driving Licenses)               | 4,010,390,316            | 4,092,349,535            | 81,959,219             |
| 1420213  | Khidmada Galista iyo bixista Baasaabooradda Wadaniga  | 64,075,729               | 65,384,013               | 1,308,283              |
| 1420214  | Fiiga Gelista iyo Bixista Madaarada (Ajanabiga)       | 24,029,771,759           | 28,233,912,315           | 4,204,140,556          |
| 1420215  | Dakhliga Hay'adda Duulista                            | -                        | -                        | -                      |
| 1420216  | Dakhliga Buuga Lahaanshaha Gaadiidka                  | 6,018,174,440            | 6,141,457,902            | 123,283,462            |
| 1420217  | Embarcation Fee for foreigners                        | 687,088,000              | 817,969,605              | 130,881,605            |
| 1420218  | Dakhliga Mushaaxida Hawada ( Navigation Fee)          | 3,102,588,800            | 3,693,592,866            | 591,004,066            |
| 1420219  | Cashuurta Maamulka                                    | 89,216,127,435           | 98,200,379,232           | 8,984,251,798          |
| 1430101  | Iibsigada xadhiga Jeelasha                            | 563,510,485              | 575,546,862              | 12,036,376             |
| 1430103  | Dakhliga Ganaaxyada                                   | 6,879,754,084            | 7,172,916,731            | 293,162,647            |
| 1440105  | Saamiga Kabka Dawladaha Hoose                         | 50,109,461,324           | 51,132,584,747           | 1,023,123,423          |
| 1140501  | Cashuurta Xakamaynta Gaadiidka soo daga               | -                        | 263,047,082              | 263,047,082            |
| 1140502  | Cashuurta xakamaynta Tubaakada iyo waxii laga sameeyo | -                        | -                        | -                      |
| 1140503  | cashuurta xakamaynta gaadiidka raaxada                | -                        | 3,292,287,240            | 3,292,287,240          |
| 1140504  | cashuurta xakamaynta cabitaanka aan alcohol ahayn     | -                        | 3,555,699,297            | 3,555,699,297          |
| 1140505  | cashuurta xakamaynta badeecadaha kale                 | -                        | -                        | -                      |
| GST  | Isgaadhsiinta   | 1,559,347,134            | 5,083,837,750            | 3,524,490,616          |
| GST  | korontada   | 1,965,757,500            | 6,408,830,957            | 4,443,073,457          |
|  |   |                          |                          | -                      |
|  | Hadhaga qasnada sanadkii hore                         | -                        | 3,723,820,708            | 3,723,820,708          |
| <b>Isu gaynta cashuuraha GST</b>                 |   | <b>3,525,104,634</b>     | <b>22,327,523,034</b>    | <b>18,802,418,400</b>  |
| <b>Wadarta guud ee dakhliga</b>                  |   | <b>1,739,811,465,591</b> | <b>2,046,000,000,000</b> | <b>306,188,534,409</b> |
| <b>% Isbarbar dhiga korodhka sanadkii hore :</b> |   | <b>12.9</b>              | <b>17.6</b>              |                        |

## 6. SIYAASADDA MIISAANYADA 2020

### 6.1. Siyaasada Maaliyadeed (fiscal policy)

#### 6.1.1. Isku dheeli tirka Dakhliga iyo kharashka

Siyaasada Miisaaniyadda 2020 waxay xooga saaraysaa in la isku dheeli tiro Dakhliga iyo kharshaka. Taas macnaheedu waxa weeye in miisaaniyadda 2020 lagu sargooyo Dakhliga dhabta ee la filayo Sanadka 2020, iyadoo laga shidaal qaadanayo Dakhliga dhabta ah ee ina soo galay **jan-oc 2019**. Tani waxay meesha ka saari doonta sidii hore u dhici jirtay in kharashku ka bato Dakhliga la filayo.

#### 6.1.2. Kor u qaadida saamiga ay Cashuuraha berrigu ka yihiin Dakhliga guud.

Siyaasada Miisaaniyadda ee 2020 waxay xooga saaraysaa in kor loo qaado saamiga Dakhliga Cashuuraha berrigu ka yihiin Miisaaniyadda guud sida dhaqan galinta Cashuuraha Iibka iyo Adeega hawsha ee (GST-da)

#### 6.1.3. Ilaalinta iyo kobcinta wax-soosaarka gudaha

Si loo dhiiri geliyo loona ilaaliyo wax soosaarka dalka, waxay siyaasada Miisaaniyadda 2020 dhiirigalinaysaa ilaalinta waxsoo-saarka gudaha a iyada oo la dejiyay Siyaasado lagu ilaalinayo wax soosaarka gudaha sida in:

- La jideeyo Cashuur lagu ilaaliyo wax soo saarka gudaha.
- Suuq dibedeed loo raadiyo wax soo saarka gudaha.

#### 6.1.4. Kaydka ku -talo galka Dhacdooyinka lama filaanka (*Contingency fund*),

Si qaranku uga gaashaaman karo intii awoodiisa ah arrimaha bani aadanimo ee dunida ka dhaca kuwaas oo ay sababaan sida: Fatahaadaha, Duufaanadda, Abaaraha, Xanuunadda iyo wax kasta oo lama filaana, waxa miisaaniyadda 2020 looga qoondeeyay kharash lagula tacaalo arrimaha lama filaanka ah hadii ay dhacaan.

#### 6.1.5. Joojinta qaadista lacagaha aan sharciga ahayn (illegal fees)

Iyadda oo la fulinayo Xeerka Maamulka Maaliyadda Qaranka, waxay Siyaasadda Miisaaniyadda 2020 xanbaarsan tahay in aaney Wasaarad aan ahayn Wasaaradda Horumarinta Maaliyaddu qaadi karin lacag la xidhiidha adeega loo qabanayo Muwaadinka.

#### 6.1.6. Fududeynta Nidaamka Cashuur bixinta.

Siyaasadda Miisaaniyadda 2020 waxay dhiirigalinaysaa fududeynta nidaamka Cashuur bixinta, taasi oo qofka Cashuurta ku waajibtay si sahlan u bixin doono Cashuurta. Siyaasaddani waxay sidoo kale Hindiseysaa in la dhaqan-galiyo Nidaamka Cashuurbixinta ee la adeegsanyo Mobile-ka iyo isku-gudbinta Xisaabaha Baananka (E-Payment System)

#### 6.1.7. Hirgalinta dhamaan qaybaha Nidaam Xisaabeedka is-wada ee (SLFMIS)

Sidaan wada ognahay waxa qaab-xisaabeedka dowladda lagu isticmaala nidaamka iswada ee Somaliland Finacial Information System (SLFMIS), sidaa awgeed waxa Miisaaniyadda 2020 qorshaysan in la dhaqan galiyo dhamaan qaybaha kale ee uu ka kooban yahay nidaamka SLFMIS-ku.

### 6.1.8. Diiwaangalinta Cashuur Bixiyayaasha.

Iyadoo laga duulayo in la helo xog dhamaystiran oo ku saabsan dhamaan Cashuur bixiyayaasha ayaa Wasaaradda Horumarinta Maaliyadda waxa u qorshaysan inay diiwaan galiso dhamaan Cashuur bixiyayaasha isla markaana loo samaynayo Sumada Aqoonsiga Cashuur bixiyaha ee loo yaqaano TIN (Taxe Identification Number)

## 6.2. Siyaasadda lacageed (Monetary policy)

### 6.2.1. Sicir bararka:

Siyaasadda Miisaaniyadda 2020 waxay xooga saaraysaa xakamaynta sicir-barbarka, iyadoo yoolka Wasaaradda horumarinta Maaliyadda iyo Bangiga dhexe yahay in lagu hayo sicir barbarka 5%-6%, taasoo la dhaqan galiyay siyaasado lagu xakamaynayo sicir bararka- Sida:

- in isticmaalka shilling ka Somaliland la xoojiyo isla markaana shay kasta oo Dowladdu iibsano lagu iibsado shilinka somaliland
- in lacagaha electoric ah ee lagu dhex isticmaalo mobile-da aan la iskugu diri Karin wax ka yar \$100

### 6.2.2. Isku bedelka Sarifka lacagaha

Siyaasada Miisaaniyadda ee 2020 waxay xooga saaraysaa siyaasada lacageed ee dhanka safirka lacagaha, taasi oo la doonaya in sarifka lagu hayo 8,000-8,500 slsh

### 6.2.3. Isku soo dhawaynta sarifka suuqa iyo ka dowladda

Waxa jira farqi u dhexeeya sarifka suuqa iyo ka dowladda, sidaa awgeed si loo yareeyo faraqa u dhexeeya sarifka lacagaha waxay siyaasada Miisaaniyadda 2020 xooga saaraysaa in la isku soo dhaweeyo safirka suuqa iyo ka dowladda.

## 6.3. MUDNAANTA MIISAANIYADDA 2020 (budget priorities)

Wadaagayasha mudnaanta la siinayo Miisaaniyadda 2020 (Sectorial priorities)

Gudidda siyaasada Miisaaniyadda Qaranku iyagoo raacaya Qorshaha guud ee Qaranka (NDP2) iyo wadaagayaashii mudnaanta la siiyay Miisaaniyadii 2019, waxay gudidda siyaasada Miisaaniyadu Mudnaanta siiyeen sanad Miisaaniyadeedka 2020 wadaagayaashan hoos ku xusan.

### 6.3.1. Nabadgalyada:

Nabad galyadu waxay kow ka tahay qodobada mudnaanta la siiyay Siyaasadda Miisaaniyadda 2020. Si hadaba loo adkeeyo Nabad galyada, waxa Miisaaniyadda 2020 loo qoondeeyay Hay'addaha ku shaqada leh Nabadgalyada Miisaaniyadda kor loogu qaadayo adeega nabad galyada ee ay qabtaan sida:

- Tayaynta iyo kordhinta Ciidamada
- Qalabaynta Ciidamada
- Dhismayaaasa Jeelasha
- Dhismayaasha Saldhigyada, Rugaha iyo Qaybaha booliska
- Dhismayaasha Cusbitalada Ciidamada

### 6.3.2. Ictiraafka:

Tan iyo markii ay Somaliland madax banaaniideeda la soo noqotay, waxay ku hawlanayd sidii ay beesha caalamka ugu heli lahayd Ictiraaf. hadaba si looga midho dhaliyo dedaalka xukuumadu ugu jirto Ictiraaf raadinta, waxa Miisaaniyadda Wasaaradda Arrimaha Dibeda ee 2020 guud

ahaanna la kordhiyay **4%** marka loo eego Sanadka 2019, halka kharashka Ictiraaf raadinta la kordhiyay **56.7 %**. Meelaha mudnaanta gaarka ah la siiyay waxa ka mid ah

- Kordhinta kharashka Ictiraaf raadinta
- Furista Safaarado iyo Qunsuliyado cusub
- Tayaynta iyo xoojinta Safaaradihii iyo Qunsuliyadihii hore
- Kordhinta tirada shaqaalaha Wasaaradda arrimaha dibeda

### 6.3.3. Doorashooyinka

Somaliland waa astaan kamida dalalka u taagan dimuqraadiyada Qaarada Afrika, isla markaana ay ka dhaceen Doorashooyin badan oo xor iyo xalaal ah, kuwaasi oo magac iyo maamuus ba u keenay qaranka.

Hadaba, sidaan wada ognahay waxa inagu soo fool leh qabsoomidda Doorashooyinka Golaha Wakiilada iyo Dowladdaha hoose, taasi oo Dowladdu u qoondaysay kharash dhan 28,800,000,000 sl sh (sideed iyo labaatan bilyan iyo sideed boqol oo milyan)

### 6.3.4. Caafimaadka.

Caafimaadku waa baahiyaha aasaasiga ah ee Aadamaha, sidaa awgeed iyadoo laga duulayo Qorshaha Qaranka (NDP2) iyo Hiigsiga Qaranka ee 2030 ee ku waajihan tayaynta iyo kor u qaadida adeega Caafimaadka, waxay Miisaaniyadda Sanadka 2020 ay muhiimad weyn siinaysaa horumarinta adeega caafimaadka Bulshada, taasi oo laga dheehan karo qoondada ay ugu talo gashay in adeega W.Caafimaadka kor loogu qaado isla markaana la kordhisay **17.65% Miisaaniyadda 2020.**

Sidaa darteed waxa mudnaan gaara la siiyay Mashaariicdan hoos ku xusan:

- Dhismayaasha Xarumaha caafimaadka (Health clinics)
- Dhismayaasha Xanaanooyinka hooyada iyo dhalaanka
- Iibsiga qalabka Caafimaadka ee kala duwan
- Shaqaalaysiinta Dhakhaatiirta takhasusaadka gaarka leh sida: Nerphologist, Urologist, Radiologist iyo Anesthesiologist
- Ku darida Miisaaniyadda saamiga dowladda laga rabo Mashaariicda adeega caafimaadka kor loogu qaadayo ee Ceerigaabo iyo laascaanood oo ah (70%)
- Iibsiga Gaadiidka adeega Caafimaadka (Ambulances)
- Gunaynta dhakhaatiirta iyo kalkaaliyayaasha Caafimaadka ee dhakhtarada baligubade, kala baydh iyo Xariirad
- Gunaynta dhakhaatiirta iyo kalkaaliyayaasha Caafimaadka ee Cusbitalada TB ee Gobolada

### 6.3.5. Waxbarashada

Miisaaniyadda 2020 waxay muhiimad weyn siinaysaa tayada adeega waxbarashada gaar ahaan dugsiyada dowladda, taasi oo ka muuqata korodhka loo kordhiyay Miisaaniyada Wadaagaha waxbarashada **34%**. Meelaha ay mudnaanta gaarka ah siinayso miisaaniyadda 2020 ee dhanka waxbarashada waxa ka mid ah

- Kordhinta Mushaharka macalimiinta dugsiyada hoose iyo dhexe **25%**
- Qorista macalimiin cusub.
- Dhismayaasha iyo daryeelka dugsigayada dowladda
- Shaqaalaysiinta 300 oo macalin oo kuwa dugsiyada hoose, dhexe iyo sare ah
- Dhismayaasha dugsiyada farsamada gacanta
- Tayaynta kuuliyadda tobabarka macalimiinta

- Ku darida saamiga dowladda laga rabo Mashaariicda adeega Waxbarashada kor loogu qaadayo ee Dayaxa iyo laascaanood, kuwaasi oo laga maalgalinayo sanduuqa Somalind development fund (SDF) iyo Miisaaniyadda dowladda dhexe

### 6.3.6. Biyaha

Miisaaniyadda 2020 waxay muhiimad gaara siinaysaa wax ka qabadka baahiyaha biyo yaraanta ee ka jirta deegaanada dalka, si hadaba loo yareeyo baahiyaha biyo yaraanta waxa la kordhiyay Miisaaniyadda Wasaaradda Horumarinta Biyaha **65%**.

Mashaariicda Biyaha

- Qodista ceelasha
- Biyo xidheeno
- Sand dams
- Dareeylka iyo tayaynta ceelashii hore

### 6.3.7. Garsoorka

Sidaan wada ognahay Cadaaladu waa mid ka mid ah tiirarka ugu weyn ee Nabada, isla markaana loo baahan yahay in la daryeelo oo la tayeeyo. Xafiisyada bahda Garsoorka Waxa Miisaaniyadda 2020 loo qoondeeyay kharash wax lagaga qabanayo baahiyaha Xafiisyada bahda garsoorka taasi oo isugu jirta Daryeelida Xafiisyada Maxkamadaha hoose, Maxkamada sare iyo Xafiisyada Xeer ilaalinta Guud.

### 6.3.8. Maamul Daadajinta.

Waxa Miisaaniyadda 2020 mudnaan gaara ay siinaysaa maamul daadajinta, taasi oo la doonayo in adeegyada kala duwan ee dowladdu si fiican u wada gaadho dhamaan deegaanada Jamhuuriyadda Somaliland.

Sidaa awgeed, waxa miisaaniyadda 2020 loo qoondeeyay kharash loogu talo galay fidinta Maamul daadajinta, taasi oo badi Wasaaraddaha iyo Hay'adaha kala duwan ee dowladda loo galiyay dhismayaal ay ka dhisanayaan gobolada iyo degmooyinka dalka, halka qaar kale oo badana loo galiyay kharash kiro ijaar oo ay ku kiraystan Xafiisyada Gobolada iyo Dagmooyinka.

Sidoo kale, siyaasada Miisaaniyadda 2020 waxay mudnaan siinaysaa Mashaariicda maamul daajajinta ee ay ka wada shaqeeyaan dowladdaha hoose iyo dowladda dhexe, isla markaana dowladdu ku dartay Miisaaniyadda 2020 qoondadii laga rabay Mashaariicda maamul daadajinta ee (JPLG), waxa kale oo Dowladu si gaara kharash ugu qorshaysay sadex degmo oo barriga ah oo aan Mashruuca JPLG hore ugu jirin, balse Dowladdu fulin doonto

### 6.3.9. Horumarinta Dhalinyarad iyo Shaqo abuurka

Miisaaniyadda 2020 waxay muhiimada gaara siinaysaa Horumarinta Dhalinyarada iyo shaqo abuurka, sidaa daraadeed waxa Miisaaniyadda 2020 looga qoondeeyay qoondo loogu talo galay in lagu horumariyo dhalinyarada isla markaana lagu yareeyo shaqo yaraanta sida:

- Shaqaalaysiinta 1,400 oo dhalin yaro ah, kuwaas oo dhamaystay Mashruuca Shaqo Qaran iyo qaadashada 700 oo cusub oo loo qaadanayo Shaqo Qaran.
- Dar-dar galinta Sanduuqa horumarinta dhalinyarada kaasoo sanadkii hore la aasaasay jooqtan noqon doona.
- Dhamaystirka Garoonka ceerigaabo
- Dhismaha Garoonka Caynabo
- Dhismaha Garoonka Oodweyne
- Dhismaha Garoonka Baligubadle

- Qabashada tartanka koobka gobol
- Dhamaystirka garoonka laascaanood
- Fidinta iyo tayanta Xafiisyada shaqo abuurka ee job centers-ka

### 6.3.10. Warshadaha iyo Maalgashiga

Warshadaha waxay door laxaad leh ka qaataan kobaca dhaqaala dalka iyo shaqo abuurka, sidaa awgeed waxa Miisaaniyadda 2020 ay mudnaan gaara siinaysaa Maalgashiga dalka dibadiisa iyo gudahiisa (investment) iyadoo wixii Maalgashiya dowladdu u fududayn doonta dhamaan wixii dowladda ku xidhan sida bilaabida maalgashiga (ease of doing business).

Sidoo kale, waxa Miisaaniyadda 2020 ay si gaara mudnaanta u siinaysaa samaynt dhul dowladdu leedahay oo loogu talo galay warshadaha (**Industrial Zone**). taasi oo wax weyn ka tari doona baahidii helida dhulka iyo yaraynta kharashka abuurida Ganacsiga (**start-up cost**)

### 6.3.11. Ilaalinta Deegaanka iyo ku talo galka Dhacdooyinka lama filaanka

Miisaaniyadda dowladda ee 2020 waxay mudnaan gaara siinaysaa ilaalinta deegaanka, hadaba si loo helo deegaan bad qaba oo ka fayow afooyinka dhibta ku haya deegaanka waxa Miisaaniyadda 2020 loo qorsheeyay mashaariic horumarineed oo wax lagaga qabanayo deegaanka sida:

- Mashruuca wax ka qabadka xaalufka
- Daryeelka Ugaadha iyo Deegaanka
- Mashruuca Dhiraynta
- Mashruuca Seereyaasha Bancawl iyo Casuura
- Mashruuca daryeelka duurjoogta

### 6.3.12. Waxsoo-saarka

#### 6.3.12.1. Xoolaha iyo Kalluunka

Xoolaha nooli waa laf dhabarta Dhaqaalaha Dalka, sidaa awgeed Miisaaniyadda 2020 waxay mudnaan gaara siinaysaa daryeelka xoolaha iyo kalluunka, taasi oo ka muuqata korodhka Miisaaniyadda oo dhan 29%, mashaariicda xoolaha iyo kalluunka wax ka mid ah sii wadida Mashaariicdii hore loo hirgaliyay iyo abuurida kuwa cusub sida:

- Mashruuca taranka xoolaha
- Mashruuca xoolo qaybinta (restocking)
- Mashruuca daaweynta xoolaha
- Iibsiga qalabka baraf dhaliyayaash iyo qaboojiyayaasha
- Iibsiga doonyaha kalluumaysiga iyo laashashka
- Dhismayaasha Xafiisyada Kalluumaysiga
- Iibsiga qalabka shaybaadhka Xoolaha

#### 6.3.12.2. Beeraha

Sida ku cad Qorshaha Qaranka (NDP2) iyo hiigsiga 2030 ee Qaranka oo sheegeya in sanad kasta aynu kordhino dhulka aynu wax ka beerano si aynu quudkeena ula soo baxno isla markaana u gaadho isku filnaasho dhanka wax soo saarka ah. Hadaba, Miisaaniyadda 2020 waxa loo qoondeeyay mashaariic horumarineed oo kor loogu qaadayo wax soo saarka dalka gudahiisa sida:

- Mashruuca Beer, wajaale iyo Oodweyne
- Mashruuca abuur badinta



- Mashruuca fidinta beeraha
- Mashruuca bad-baadada beerah
- Mashruuca bad-baadada beeraha
- Mashruuca Xog ururinta Beeraha

### 6.3.13. Horumarinta Tiknolojiyada (ICT)

Miisaaniyadda 2020 waxay xooga saaraysaa kobcinta iyo tayaynta adeega Tiknoolajiyada, taasi oo kordhin doonta horumarka dalka, Sidaa awgeed waxa Miisaaniyadda 2020 loo qoondeeyay Mashaariic lagu horumarinayo Tiknolojiyada sida:

- Iibsiga qalabka isgaadhsiinta
- Hirgalinta e-government
- Kharashka raadinta furaha dal ku galka
- Samaynta xarunta (ICT Centar)
- Samaynta siyaasada ICT

## 7. Mashaariicda 2020

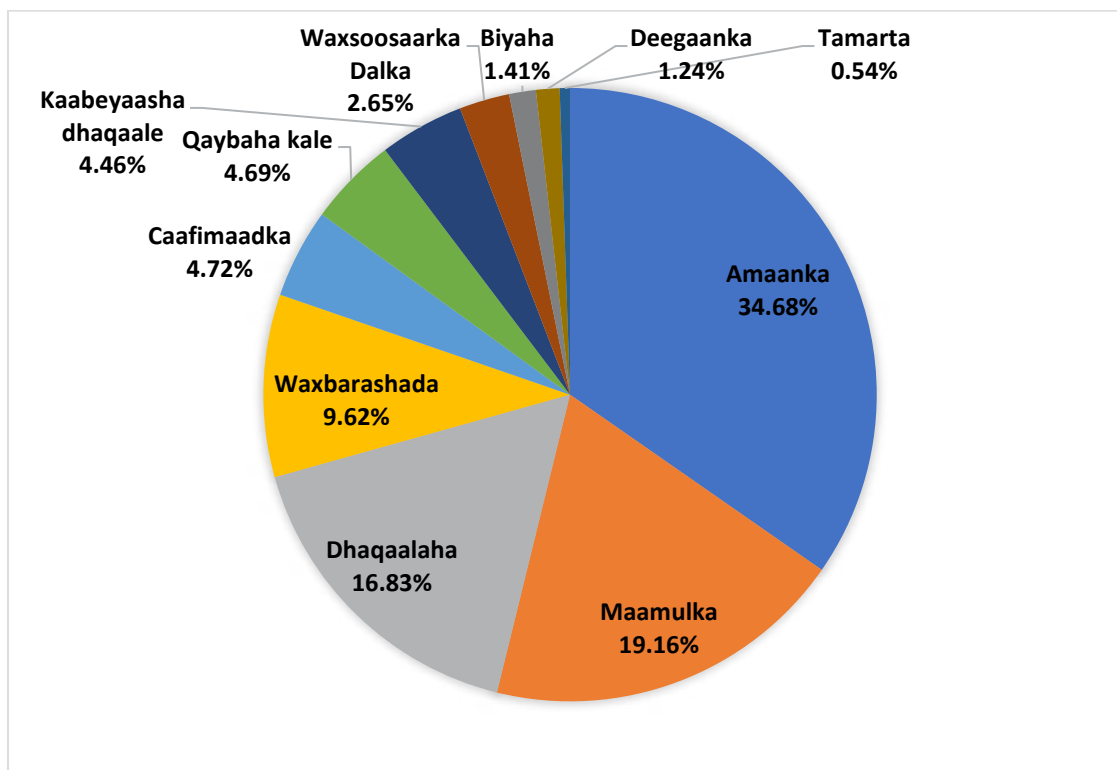
Lacagta loo qoondeeyay in lagu hirgaliyo Mashaariic Miisaaniyadda 2020 waa 376,246,245,316\$sh una dhiganta 18.36% waana kuwan hoos ku xusan:

| MDAs  | No | Name   |
|---|----|--|
| <b>Ciidanka Asluubta</b>                                | 1  | Dhismaha Jeelasha Boorama, Salaxlay iyo Gebilay                    |
| <b>Ciidanka Booliska</b>                                | 1  | Dhismayaasha saldhigyada iyo Rugaha                                |
| <b>Ciidanka Dabidemiska</b>                             | 1  | Dhismahayaasha xarumaha Burco, Boorama iyo Wajaale                 |
| <b>Ciidanka Qaranka</b>                                 | 1  | Dhismaha taliska Ceerigaabo iyo Cusbataalka Ciidanka               |
| <b>Guddida Doorashooyinka</b>                           | 1  | Doorashooyinka   |
| <b>Hanti-dhawraha Guud</b>                              | 1  | Dhismaha Xafiiska Hantidhawrka                                     |
| <b>Hay'adda Duulista iyo Madaaradda</b>                 | 1  | Mashruuca Horumarinta Madaaradda                                   |
| <b>Madaxtooyadda</b>                                    | 1  | dhismaha Madxafka Qaranak (museum)                                 |
|   | 2  | Dhismaha Madaxtooyadda Cusub                                       |
|   | 3  | Dhismaha Guryaha Martida ee Goboladaa                              |
| <b>W.Caafimaadka, W.Maaliyaadda &amp; W.waxbarshada</b> | 1  | Mashruuca JPLG   |
| <b>Tacliinta Sare</b>                                   | 1  | Dhismeyaasha Jaamacadaha Burco iyo Sheekh                          |
| <b>W.Boosaha iyo Isgaadhsiinta</b>                      | 1  | Iibsiga Qalabka Boosaha & Isgaadhsiinta                            |
| <b>W.Caafimaadka</b>                                    | 1  | dhismaha Xarumo Caafimaad 3 Xarumo Caafimaad, Hargeysa 2 iyo Oog 1 |
|   | 2  | Dhismeyaasha Balaadhin Xarumaha Caafimaad                          |
|   | 3  | Dhismeyaasha Balaadhin X. Caafimaad                                |
|   | 4  | Dhismeyaasha 10 MCH  |
|   | 5  | Iibsiga Ambulances   |
|   | 6  | Iibsiga Mishiinka Kalyaha Boorama                                  |
|   | 7  | Ibsiga Qalabka Caafimaadka   |
|   | 8  | Mashruuca Cisbitaalada Ceerigaabo & Laascaanood                    |
| <b>W.Dhalinyarada &amp; Ciyaaraha</b>                   | 1  | dhismaha kordhinta Xafiisyada Wasaaradda                           |
|   | 2  | Dhismayaasha Garoonadda Ceerigaabo, Oodweyne iyo Baligubadle       |
|   | 3  | Qabashada Koobka Goboladda   |

|   |    |  |
|---|----|--|
|   | 4  | Mashruuca Sanduuqa H.Dhalinyaradda                             |
| <b>W.Gaadiidka &amp; Jidadka</b>              | 1  | Dhismaha Wadooyinka & Buundooyinka Wadada Ceerigaabo           |
| <b>W.Ganacsiga</b>                            | 1  | Dhismaha Aaga Warshadaha (Industrial) iyo Xafiisyada Goboladda |
| <b>W.H.Biyaha</b>                             | 1  | Dhismaha Sand Dams & Earth Dams (6)                            |
|   | 2  | libsiga Riig   |
|   | 3  | Dhismaaysha Ceelasha   |
| <b>W.H. Maalgashiga</b>                       | 1  | Dhismaha Xafiisyo Wasaaradda                                   |
| <b>W.H. Maaliyadda</b>                        | 1  | Dhismeyaasha W.Horumarinta Maaliyadda                          |
| <b>W. Macdanta &amp; Tamarta</b>              | 1  | Dhismaha Shaybaadhka berbera                                   |
| <b>W. Warfaafinta</b>                         | 1  | Dhismeyaasha   |
|   | 2  | libsiga idaacada Cusub   |
| <b>W.Waxbarashada &amp; Sayniska</b>          | 1  | Dhismaha Iskuulka Haldoor                                      |
|   | 2  | Dhismaha Iskuulka Qorigorod                                    |
|   | 3  | Dhismaha Xarunta Wasaaradda                                    |
|   | 4  | Dhismaha Iskuulka Balikaliil                                   |
|   | 5  | Dhismaha Iskuulka Duruqsi                                      |
|   | 6  | Dhismaha Iskuulka Garadag                                      |
|   | 7  | Dhismaha Laybareeriga Gabiiley                                 |
|   | 8  | Dhismaha Laybareeriga Berbera                                  |
|   | 9  | Dhismaha Laybareeriga Salaxlay                                 |
|   | 10 | Dhismaha Laybareeriga Silaanyo                                 |
|   | 11 | Masharuuca Shaqo Qaran   |
|   | 12 | Mashruuca Dugsiyadda Dayax & Laascaanood                       |
| <b>Wasaaradda beeraha</b>                     | 1  | Mashruuca Abuurbadinta   |
|   | 2  | Mashruuca Beer,Wajaale & Oodwayne                              |
|   | 3  | Mashruuca Dhiraynta  |
|   | 4  | Mashruuca Timirta  |
|   | 5  | Mashruuca Cilmi Baadhista & Fidinta Beeraha                    |
|   | 6  | Mashruuca Badbaadada Beeraha                                   |
|   | 7  | Mashruuca Xog-ururinta Beeraha                                 |
| <b>Wasaaradda Boosaha</b>                     | 1  | Mashruuca Diyaarinta Xarumaha ICT-ga                           |
|   | 2  | Hirgalinat E-government  |
|   | 3  | Raadinta Furaha Dal Ku galka                                   |
| <b>Wasaaradda Deegaanka</b>                   | 1  | Mashruuca seerayaasha Bancawl & Cashuura                       |
|   | 2  | Mashruuca Daryeelka Duurjoogta                                 |
| <b>Wasaaradda Jidadka</b>                     | 1  | Dhismaha wadada Burco iyo Oodweyne                             |
|   | 2  | Horumarinta Wadooyinka   |
| <b>Wasaaradda Maaliyadda</b>                  | 1  | Horumarinta Gobolada Bariga                                    |
| <b>Wasaaradda Tamarta iyo Macdanta</b>        | 1  | Mashruuca Sahaminta Macdanta & Shidaalka                       |
| <b>wasaaradda X.Xoolaha iyo Kalluumaysiga</b> | 1  | libsiga Doonyaha kalluumaysiga                                 |
|   | 2  | Dhismeyaasha goobaha Kalluumaysiga                             |
|   | 3  | libsiga Qalabka Kaluunka (qaboojiyayaal iyo baraf dhaliyayaal  |
|   | 4  | Mashruuca Tijaabada Taranka Xoolaha                            |
|   | 5  | Masharuuca Qoolcaday & Aroori                                  |
|   | 6  | Mashruuca Daawaynat Xoolaha                                    |
|   | 7  | Mashruuca Xoolo Qaybinta                                       |
| <b>Xeer-Ilaaliyaha Guud</b>                   | 1  | Dhismaha Xafiisyada Xeerilaalinta                              |

## 8. WADAAGAYAASHA MIISAANIYADDA 2020 (Sector Allocation)

Jaantuska 7: Wadaagayaasha Miisaaniyadda 2020



Jaantuska 1: Wadaagayaasha Miisaaniyadda 2020

|                             | 2019                     | 2020                     | Farqi                  | % Farqiga     | % Guud 2020    |
|-----------------------------|--------------------------|--------------------------|------------------------|---------------|----------------|
| <b>Amaanka</b>              | 657,025,835,791          | 709,512,317,712          | 52,486,481,921         | 7.99%         | 34.68%         |
| <b>Maamulka</b>             | 342,266,545,784          | 391,938,588,527          | 49,672,042,743         | 14.51%        | 19.16%         |
| <b>Dhaqaalaha</b>           | 277,048,930,634          | 344,344,067,555          | 67,295,136,921         | 24.29%        | 16.83%         |
| <b>Waxbarashada</b>         | 150,270,542,188          | 196,847,233,514          | 46,576,691,326         | 31.00%        | 9.62%          |
| <b>Caafimaadka</b>          | 90,268,550,602           | 96,528,054,269           | 6,259,503,667          | 6.93%         | 4.72%          |
| <b>Qaybaha kale</b>         | 85,742,250,520           | 96,009,113,469           | 10,266,862,949         | 11.97%        | 4.69%          |
| <b>Kaabeyaasha dhaqaale</b> | 84,151,200,498           | 91,301,799,108           | 7,150,598,610          | 8.50%         | 4.46%          |
| <b>Waxsoosaarka Dalka</b>   | 46,411,928,957           | 54,254,418,603           | 7,842,489,646          | 16.90%        | 2.65%          |
| <b>Biyaha</b>               | 17,529,490,644           | 28,819,080,788           | 11,289,590,144         | 64.40%        | 1.41%          |
| <b>Deegaanka</b>            | 23,569,007,846           | 25,371,489,002           | 1,802,481,156          | 7.65%         | 1.24%          |
| <b>Tamarta</b>              | 7,870,176,536            | 11,073,837,453           | 3,203,660,917          | 40.71%        | 0.54%          |
| <b>Total</b>                | <b>1,782,154,460,000</b> | <b>2,046,000,000,000</b> | <b>263,845,540,000</b> | <b>14.80%</b> | <b>100.00%</b> |

## 9. FAAH-FAAHINTA WADAAGAYAASHA 2020 (2020 budget sectors)

Guud ahaan Wasaaraddaha iyo Hay'addaha dalka waxa la isku raaciyaa oo loo qaybiyaa 11 qaybood waxaanay kala yihiin sidan:

### 9.1. Dhaqaalaha:

Wadaagahani wuxuu ka yahay Miisaaniyadda guud **16.83%** oo u dhiganta **344,344,067,555 SI.sh**, wuxuu muujinayaa korodh ah **24.29%**, dhamaan Hay'addaha ku jira wadaagahan wuxuu tilmaamayaa korodh marka laga reebo Wasaaradda Qorshaynta oo laga saaray kharash aan muhiim u ahayn Miisaaniyadooda.

| Dhaqaalaha |  |
|------------|--|
| 141        | W.qorshaynta iyo Horumarinta qaranka           |
| 151        | Wasaaradda H. Maaliyadda                       |
| 161        | Wasaaradda Ganacsiga, Warshadaha iyo Dalxiiska |
| 331        | Guddiga Qardaraasyadda Qaranaka                |
| 431        | Wasaaradda H. Maalgashiga                      |

### 9.2. Waxbarashada:

Wadaagahani wuxuuu Miisaaniyadda Guud ka yahay **9.62%** wuxuu muujinayaa korodh ah **31%** taasina waxay ku timid mashaariicda badan ee loo qoondeeyey waxbarasha & tacliinta sare, waxaa kale oo lagu xoojiyey mashruuca shaqo qaran oo wadaagahani yahay kan ugu badan ee ka faa'iidayanaya siiba tababarka waxabarshada iyo macallinimada;

| Waxbarashada |                                       |
|--------------|---------------------------------------|
| 221          | wasaaradda wax barashada iyo sayniska |
| 222          | Agaasinka tacliinta sare              |
| 223          | Gudiga Tacliinta Sare                 |

### 9.3. Tamarta

Wadaagahani waxay Miisaaniyadiisu tahay **11,073,837,453 SI.Sh**. Wuxuu muujinayaa korodh ah **40.71%** taas oo ku timid mashruuca Sahaminta Macdanta iyo Shidaalka oo loogu daray Miisaaniyadiisa.

| Tamarta |                                 |
|---------|---------------------------------|
| 171     | Wasaaradda Macdanta iyo tamarta |

### 9.4. Deegaanka

Wadaagahani Miisaaniyadda Guud wuxuu ka yahay **25,371,489,002 SL.Sh**. waxaanu muujinayaa korodh ah **7.65%** oo ka yimid mashaariicda Wasaaradda deegaanka. Halka Hay'adda Udiyaargrowga Afooyinku uu muujinayo hoos u dhac ay sababtay dhismeyaal dhamaaday 2019

| Degaanka |   |
|----------|---|
| 341      | Hayadda u diyaargarowga Aafooyinka iyo Kaydka R |
| 411      | Wasaaradda Deegaanka iyo Horumarinta Reermiyiga |

### 9.5. Maamulka

Guud ahaan Wadaagahani waxay miisaaniyadda guud ka yahay **19.16%** kaas oo u dhiganta **391,938,588,527 SL.Sh.** Sidaa darteed wadaagahani wuxuu ina tusayaa korodh ah **14.51%**. Wasaaradda Cadaalada oo ka mid ah waxay muujinysaa hoos u dhac taas oo ay sababtay kharash laga saaray oo ay lahayd gudida Dib-uhabaynta Shuruucda oo hadda kharashkeeda gaar looga dhigay.

| Maamulka |  |
|----------|--|
| 011      | Qasriga Mataxtooyadda JSL                              |
| 012      | Madax-Weyne Ku Xigeenka JSL                            |
| 031      | Golaha Wakiiladda                                      |
| 041      | Maxkamada sare   |
| 051      | Xeer ilaalinta Guud ee qaranka                         |
| 061      | Hayadda Shaqaalaha dawlada                             |
| 071      | Hanti-dhawrka Guud ee qaranka                          |
| 081      | Xafiiska Mataxtooyadda                                 |
| 083      | Garyaqaanka Guud                                       |
| 091      | W. Arimaha dibada iyo iskaashiga caalamiga ah          |
| 101      | Wasaaradda Cadaalad & Garsoorka                        |
| 103      | Maxkamada hoose  |
| 104      | Guddiga Xuquuqal insaanka                              |
| 111      | wasaaradda Arimaha Gudaha                              |
| 291      | wasaaradda xidhiidhka Golayaasha iyo arimaha dastuurka |
| 292      | komishanka dib-uhabaynta shuruucda                     |
| 321      | Gudiga Doorashooyinka Qaranka                          |
| 391      | Gudiga Maamul wanaaga iyo la-dagaalanka Musuqmaasuqa   |
| 421      | Gudiga Diwaagalinta Ururadda                           |

### 9.6. Caafimaadka

Guud ahaan wadaagahani wuxuu ka yahay Miisaaniyadda **96,528,054,269 SL.Sh.** Wuxuu ina tusayaa korodh ah **6.93%** sida ka muuqata marka gaar-gaar loo qiimeeyo waxuu muujinayaa korodh balse waxaa uu hoos u dhac wayni ka muuqdaa Hay'adda Dhawrista Tayada taas oo laga saaray Mishiinkii Baadhista Daawada iyo Cuntada, Kaas oo ka mid ahaa Mashaariicdii dhamaatay 2019.

| Caafimaadka |  |
|-------------|--|
| 013         | Gudiga Qaranka ee la dagaalanka HIV/AIDS-ka      |
| 231         | wasaaradda H. Caafimaadka                        |
| 232         | Komishanka Qaranka ee Mihnadlayaasha caafimaadka |
| 381         | Hay'adda Dhawrista Tayadda                       |

### 9.7. Kaabayaasha Dhaqaalaha

Sida guud Wadaagahani wuxuu Miisaaniyadda guud ka yahay **4.46%** una dhiganta **91,301,799,108** SL.Sh. Wuxuuna muujinayaa korodha ah **8.5%** marka loo eego sannadkii hore ee 2019.

| Kaabayaasha Dhaqaale |  |
|----------------------|--|
| <b>181</b>           | Wasaaradda Gaadiidka iyo H. Jidadka            |
| <b>211</b>           | Wasaaradda Isgaadhsiinta iyo Tignoolajiyadda   |
| <b>251</b>           | Wasaaradda Hawlaha Guud, dhulka iyo Guriyaynta |
| <b>261</b>           | H. Duulista Hawada                             |

### 9.8. Waxsoo-saarka

Waxsoo-saarku wuxuu Miisaaniyadda 2020 ka yahay **54,254,418,603** SL.Sh. waxaanu ina tusayaa korodh ah **16.90%**, inkastoo korodhka Mashaariicdu uu Sanadka n u badanayahay dhinaca kaluumaysiga iyo Xoolaha, hadana Wasaaradda Beeraha waxaa ugu jira saddex Mashruuc oo cusub iyo kuwii hore ugu socday. Hoos u dhaca Miisaaniyadooda waxa sabab u ah dhismayaal iyo gaadiid ka baxay oo Sanadka 2019 fulay.

| Waxsoosaarka |   |
|--------------|---|
| <b>191</b>   | Wasaaradda Beeraha                                |
| <b>201</b>   | Wasaaradda xanaanadda Xoolaha iyo H. kaluumaysiga |

### 9.9. Amaanka iyo Difaaca

Guud ahaan wadaagahani **34.68%** ayuu ka yahay Miisaaniyadda guud taas oo udhiganta **709,512,317,712** SL.Sh, wuxuu muujinayaa korodh dhan **7.99%** , waana wadaagaha ugu Miisaaniyadda badan taas oo ay keenatay muhiimada uu amniga iyo difaacu u leeyihiin waddanka.

| Amaanka iyo Difaaca dalka |                                 |
|---------------------------|---------------------------------|
| <b>082</b>                | Ciidanka ilaalada Madaxtooyadda |
| <b>084</b>                | Hay'adda Sirdoonka Qaranka      |
| <b>085</b>                | Jimciyadda Muj.Sooyaal          |
| <b>102</b>                | Ciidanka Asluubta               |
| <b>112</b>                | Ciidanka Booliiska              |
| <b>113</b>                | Ciidanka Ilaalada Xeebaha       |
| <b>115</b>                | Ciidanka Socdaalka              |
| <b>116</b>                | Ciidanka Dab-demiska Qaranka    |
| <b>131</b>                | Wasaaradda Gaashaandhiga        |
| <b>132</b>                | Ciidanka Qaranka                |

### 9.10. Biyaha

Wasaaradda biyaha oo ah Wasaaradda kaliye ee ku jirta wadaagahan waxay Miisaaniyada guud ka tahay **28,819,080,788** SL.Sh. Wasaaraddan waxaa ka muuda korodha ah **64.4%** taas oo micnaheedu yahay ahmiyadda lasiiyey Biyaha Sanadka n waana meelaha mashaariicda ugu muhiimsani ka fulayso.

| Biyaha Nadaafada iyo Fayodhawrka |                      |
|----------------------------------|----------------------|
| <b>441</b>                       | Wasaaradda H. Biyaha |

### 9.11. Wadaagaha kale (crosscutting Sector)

Wadaagahan waxaa ku midaysan Afar Wasaaradood iyo laba Hay'adood oo dhamaantood ay isugu yimaadaan adeegyada Bulshadu, waxay Miisaaniyadda guud ka yihiin **4.69%** oo u dhiganta **96,009,113,469 SI.Sh.** waxaaynu muujinayaan korodh dhan **11.97%**, waxa loo qorsheeyey Mashaariic badan oo kor loogu qaadayo adeega Bulshada, dhaqanka, akhlaaqda iyo daryeelka bulshada nugal. Guntii iyo gabagabadii guud ahaan Miisaaniyadani waxay muhiimda siinaysaa Aminga, daryeelka bulshada, Dhaqaalaha, Waxsoosaarka, Aqoonsi raadinta iyo kaabayaasha Dhaqaalaha.

| Qaybaha Kale (Cross-cutting Sector) |  |
|-------------------------------------|--|
| <b>121</b>                          | W.warfaafinta, Wacyigelinta iyo dhaqanka |
| <b>241</b>                          | Wasaaradda Diinta iyo Awqaafta           |
| <b>242</b>                          | Hay'adda Diwaanka sakada iyo samafalka   |
| <b>301</b>                          | wasaaradda shaqogalinta iyo A. Bulshada  |
| <b>311</b>                          | Wasaaradda Ciyaaraha iyo dhalinyaradda   |
| <b>401</b>                          | Hay'adda Qaxootiga iyo barakacayaasha    |

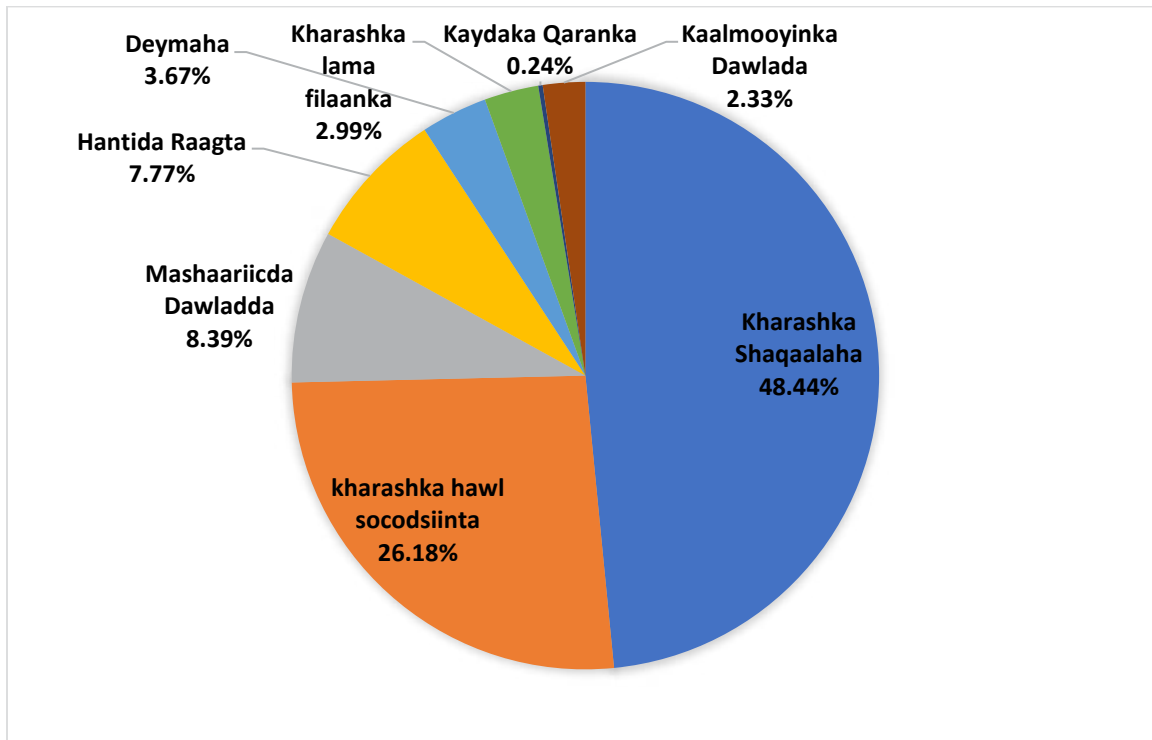
## 10. Soo koobida guud ee Madaxyada Miisaaniyadda 2020

### 10.1. Soo koobida Miisaaniyadda 2020 oo Madaxaysan

Shaxda 13: Soo koobida Miisaaniyadda 2020 oo Madaxaysan

|  | 2019                     | 2020                     | Farqi                  | % Farqiga     | % Guud         |
|--|--------------------------|--------------------------|------------------------|---------------|----------------|
| Kharashka Shaqaalaha                         | 922,366,729,717          | 991,159,240,274          | 68,792,510,557         | 7.46%         | 48.44%         |
| kharashka hawl socodsiinta                   | 463,139,075,825          | 535,720,823,610          | 72,581,747,785         | 15.67%        | 26.18%         |
| Mashaariicda Dawladda                        | 84,210,000,000           | 171,563,089,428          | 87,353,089,428         | 103.73%       | 8.39%          |
| Hantida Raagta                               | 145,205,263,658          | 158,877,455,888          | 13,672,192,230         | 9.42%         | 7.77%          |
| Deymaha                                      | 61,200,000,000           | 75,000,000,000           | 13,800,000,000         | 22.55%        | 3.67%          |
| Kharashka lama filaanka                      | 59,800,000,000           | 61,100,000,000           | 1,300,000,000          | 2.17%         | 2.99%          |
| Kaydaka Qaranka                              |                          | 5,000,000,000            | 5,000,000,000          |               | 0.24%          |
| Kaalmooyinka Dawlada                         | 46,233,390,800           | 47,579,390,800           | 1,346,000,000          | 2.91%         | 2.33%          |
| Mashaariicda Baanka Aduunka                  | 41,821,260,000           | 45,805,700,000           | 3,984,440,000          | 9.53%         |                |
| <b>Total (Excluding World Bank Projects)</b> | <b>1,782,154,460,000</b> | <b>2,046,000,000,000</b> | <b>263,845,540,000</b> | <b>14.80%</b> |                |
| <b>Total (including World Bank Projects)</b> | <b>1,823,975,720,000</b> | <b>2,091,805,700,000</b> | <b>267,829,980,000</b> | <b>14.68%</b> | <b>100.00%</b> |

## Jaantuska 8: Qayb qaybinta kharashaadka oo waaxaysan



### 10.2. Faah-faahinta soo koobida Miisaaniyadda 2020 oo Madaxaysan

#### 10.2.1. Kharashka Shaqaalaha

Kharashka ku baxaya shaqaalaha sannad miisaaniyadeedka 2020 waa **991,159,240,274 SLSh**, kaasoo **48.44%** ka ah miisaaniyadda guud ee 2020. Kharashkani wuxuu ka badan yahay **7.46%** Miisaaniyaddii 2019 oo uu ahaa **922,366,729,717 SLSh**

Taana waxa keenay sababahan hoos ku xusan:

- Macallimiinta dugsiyadda hoose dhexe oo loo kordhiyey mushaharka taas oo kordhisay ilaa 15 bilyan;
- 300 oo macallin oo loo kordhiyey wasaaradda waxbarashadda;
- Tirade ciidamada oo la kordhiyey
- Tirada kooban ee shaqaalaha hay'addaha dawladda ku korodhay;
- Xaqal ciidka shaqaalaha dawladda oo la jaangooyey iyo Daraja badalka shaqaalaha

#### 10.2.2. Hawl socodsiinta

Kharashka loo qoondeeyey hawl socodsiinta hay'addaha dawladda sanad miisaaniyadeedka 2020 waa **535,720,823,610 SLSh**. Marka loo eego sannadkii 2019, oo uu ahaa **463,139,075,825 SLSh**, waxay ka badantahay **15.67%** Miisaaniyaddii hore waana farqi ah **72,581,747,785 SLSh**. Guud ahaan wuxuu kharashkani Miisaaniyadda guud ka yahay **26.18%**. Korodhka kharashkani wuxuu ka tarjumayaa:

- Dardargelinta shaqada hay'addaha dawladda iyo hawlaha amniga;
- Korodhka sanduuqa aqoonsi raadinta, kharashka safaaraddaha iyo lambaradda gaadiidka ee dib u iibinta



- Dawaada Mishiinada Kalyaha oo korodhay 60%
- Iyo Dhamaan Wasaaraddaha iyo haya'ddaha Dawladda oo karashaka hawl socodsiinta loo kordhiyey 5% si siman.

### 10.2.3. Hantida Raagta

Miisaaniyadda loo qoondeeyey Hantida raagta waa **158,877,455,888 SLSh**, waxay Miisaaniyadda Guud ka tahay **7.77%** halka ay ka badantahay Miisaaniyaddii hore **9.42%** oo ahayd **145,205,263,658 SLSh**. Hantida raagta waxaa loola jeedaa dhismeyaasha, Gaadiidka, Mishiinada, Doonayaha iyo hantida raagta ee kale. Waxaana kamid ah hantidan:

- Dhismeyaash Jaamacadaha sida: Jaamacada Sheekh, Jaamacada Burco, Jaamacada Garadag iyo Dhismayaasha Library-yada
- Dhismeyaasha iskuulada Kaladuwan iyo garoomada ciyaaraha;
- Rugaha Booliska (7rugood);
- Dhamaystirka Csibitaalka Ciidanka Qaranka iyo Dhismaha Taliska aagga Ceerigaabo;
- Dhismeyaasha Xarumo Caafimaad oo cusub (Hargaysa -2, Oog- 1) iyo balaadhinta qaar kamida kuwii hore (Badhan, Buuhoodle iyo Balligubadle);
- Dhismeyaasha Xanaanooyin Cusub (7 MCH);
- Iibsiga Gaadiidka kala duwan ee dawladda sida Ambalaasyadda Cusbitalada, Gaadiidka Ciidanka Booliska, Riigaga Qodista Ceelasha iyo Cagaf cagafyadda;
- Iibsiga Mishaanada Kalyaha iyo Qalabkooda (Cisbitaalka Boorama);
- Iibsiga Saanadda Ciidanka
- Dhismayaasha Iskuulada kala duwan

### 10.2.4. Mashaariicda Kale ee Dawladda

Miisaaniyadda loo qoondeeyey Mashaariida kale ee dawlada ee aan ahayn ta Hantida raagta waa **171,563,089,428 SLSh**, taas oo Miisaaniyadda guud ka noqonaysa **8.39%**, waxaanay Miisaaniyaddii hore ee 2019 ka badantahay **103.73%** taas oo ahayd **84,210,000,000 SLSh**.

Tani waxay kutimid Mashaariic badan oo cusub oo la abuuray iyo kuwii hore u jiray oo la xoojiyey, Mashaariicadan waxaynu ka tilmaami karnaa;

- Mashruuca shaqo qaran;
- Mashruuca Caafimaafka iyo waxbarashada ee Sool iyo Sanaag
- Mashaariicda Beeraha
- Mashaariicda Xoolaha iyo kaluunka
- Mahaariicda Deegaanka iyo daryeelka ugaadha
- Mashaariicda Sahaminta Macdanta iyo Shidaalka
- Mashaariicda Hirgalinta E-Government-ka, Samaynta furuaha Dal ku galka Isgaadhsiinta iyo hirgalinta Xarumaha ICT-ga
- Mashaariicda Horumarinta dhalinyarada iyo qabashada koobka Ciyaaraha Gobolada
- Mashaariicda Horumarinta Wadooyinka iyo Madaarada
- Hirgalinta Doorashooyinka Baarlamanka iyo Dawladaha Hoose
- Mashaariicda Horumarinta Gobolada Bariga iyo Maamul daadejinta
- Diyaarinta Aaga warshadaha (Industrial Zone)

#### 10.2.5. Kaalmooyinka Dawlada

Miisaaniyadda loo qoondeeyey Kaalmooyinka Dawladu siiso qayabaha kala duwan ee bulshada waa **47,579,390,800 SLSH** taas oo Miisaaniyadda guud ka noqonaysa **2.33%** waxaanay Miisaaniyaddii hore ee 2019 ka badantahay **2.91%** taas oo ahayd **46,233,390,800 SLSH**.

**Wasaaradda Horumarinta Maaliyadda**

**Soo Koobida Guud ee Miisaaniyadda 2020**

| Code: Waaxda  | 2019            | 2020            | Farqi          |
|---|-----------------|-----------------|----------------|
| <b>Miisaaniyadda Dawladda Dhexe</b>                   |                 |                 |                |
| 011: Qasriga Madaxtooyada JSL.                        | 819,000,000     | 819,000,000     | 0              |
| 012: Madax-weyne ku-.Xigeenka JSL.                    | 585,000,000     | 585,000,000     | 0              |
| 013: Gudida Qaranka ee la dagaalanka HIV/AIDS-KA      | 2,723,388,882   | 3,280,833,901   | 557,445,019    |
| 021: Golaha Guurtida JSL.                             | 33,279,508,980  | 34,011,332,064  | 731,823,084    |
| 031: Golaha Wakiilada JSL.                            | 36,177,177,438  | 37,363,897,178  | 1,186,719,740  |
| 041: Maxkamadda Sare.                                 | 7,044,363,184   | 7,517,520,040   | 473,156,856    |
| 051: Xeer Ilaalinta Guud ee Qaranka.                  | 8,062,613,108   | 9,928,129,378   | 1,865,516,270  |
| 061: Hay'adda Shaqaalaha Dawladda.                    | 11,210,554,159  | 16,201,882,160  | 4,991,328,001  |
| 071: Hanti-dhawrka Guud ee Qaranka.                   | 11,421,868,030  | 12,766,512,894  | 1,344,644,864  |
| 081: Xafiiska Madaxtooyadda.                          | 127,947,889,667 | 145,524,207,167 | 17,576,317,500 |
| 082: Ciidanka Ilaaladda Madaxtooyada.                 | 24,872,591,016  | 29,811,342,216  | 4,938,751,200  |
| 083: Garyaqaanka Guud                                 | 3,030,799,708   | 4,208,516,972   | 1,177,717,264  |
| 084: Hayadda Sirdoonka Qaranka                        | 14,838,215,049  | 20,273,615,049  | 5,435,400,000  |
| 085: Jimciyadda Muj.Sooyaal                           | 2,235,000,000   | 2,454,350,000   | 219,350,000    |
| 091: W.Arrimaha Dibadda iyo Iskaashiga Caalamiga ah   | 33,844,049,132  | 47,620,844,707  | 13,776,795,575 |
| 101: Wasaaradda Cadaaladda & Garsoorka.               | 9,511,179,710   | 8,755,582,876   | -755,596,834   |
| 102: Ciidanka Asluubta.                               | 67,628,859,780  | 69,287,666,608  | 1,658,806,828  |
| 103: Max-kamadda Hoose.                               | 31,622,093,081  | 32,350,103,914  | 728,010,833    |
| 104: Guddiga Xaquuqal Insaanka Qaranka.               | 3,102,087,898   | 3,510,385,594   | 408,297,696    |
| 111: Wasaaradda Arrimaha Gudaha.                      | 32,677,568,877  | 37,670,112,752  | 4,992,543,875  |
| 112: Ciidanka Booliska.                               | 125,921,339,523 | 134,785,031,865 | 8,863,692,342  |
| 113: Ciidanka Ilaalada Xeebaha.                       | 17,031,587,286  | 17,876,480,388  | 844,893,102    |
| 115: Ciidanka Socdaalka.                              | 11,786,191,804  | 13,337,298,091  | 1,551,106,287  |
| 116: Ciidanka Dab-Demiska Qaranka Somaliland          | 12,404,171,920  | 13,632,337,236  | 1,228,165,316  |
| 121: W.Warfaafinta, Wacyigelinta iyo Dhaqanka         | 44,226,655,626  | 45,376,093,468  | 1,149,437,842  |
| 131: Wasaaradda Gaashandhigga.                        | 46,067,378,412  | 44,665,876,821  | -1,401,501,591 |
| 132: Ciidanka Qaranka.                                | 279,240,501,001 | 306,288,319,438 | 27,047,818,437 |
| 141: W.Qorshaynta & Horumarinta Qaranka               | 11,931,614,710  | 11,005,169,950  | -926,444,760   |
| 151: Wasaaradda H. Maaliyadda.                        | 240,327,707,436 | 275,978,730,468 | 35,651,023,032 |
| 161: Wasaaradda Ganacsiga, Warshadaha iyo Dalxiiska   | 17,507,245,140  | 49,462,327,287  | 31,955,082,147 |
| 171: Wasaaradda Macdanta & Tamarta.                   | 7,870,176,536   | 11,073,837,453  | 3,203,660,917  |
| 181: Wasaaradda Gaadiidka iyo H. Jidadka              | 43,607,792,874  | 46,506,754,712  | 2,898,961,838  |
| 191: Wasaaradda H. Beeraha.                           | 17,583,292,405  | 16,660,693,515  | -922,598,890   |
| 201: Wasaaradda Xanaannada Xoolaha iyo H. Kalumaysiga | 28,828,636,552  | 37,593,725,088  | 8,765,088,536  |
| 211: Wasaaradda Isgaadhsiinta iyo Tignoolojiyada      | 15,320,098,160  | 15,745,805,700  | 425,707,540    |
| 221: Wasaaradda Waxbarashada & Sayniska               | 142,179,088,168 | 187,791,459,458 | 45,612,371,290 |
| 222: Agaasinka Tacliinta sare                         | 5,934,361,158   | 6,381,661,158   | 447,300,000    |
| 223: Gudiga Tacliinta Sare                            | 2,157,092,862   | 2,674,112,898   | 517,020,036    |
| 231: Wasaaradda H. Caafimaadka.                       | 73,871,256,202  | 86,912,449,082  | 13,041,192,880 |

| Code: Waaxda   | 2019                     | 2020                     | Farqi                  |
|--|--------------------------|--------------------------|------------------------|
| 232: Komishanka qaranka ee Mihnadlayaasha caafimadka | 1,173,808,604            | 1,561,037,748            | 387,229,144            |
| 241: Wasaaradda Diinta & Awqaafta.                   | 6,803,138,080            | 9,241,733,392            | 2,438,595,312          |
| 242: Hay'adda Diiwaanka Sakada iyo Safalka           | 3,475,335,046            | 3,752,357,428            | 277,022,382            |
| 251: Wasaaradda Hawlaha Guud,Dhulka & Guriyaynta     | 10,075,157,673           | 11,050,909,543           | 975,751,870            |
| 261: H. Duulista & Hawada.                           | 15,148,151,791           | 17,998,329,153           | 2,850,177,362          |
| 291: Wasaradda Xidh Golayaasha iyo Arimaha Distorka  | 6,616,763,244            | 7,639,527,854            | 1,022,764,610          |
| 292: Komishanka dib u habaynta shuruucda             |                          | 2,000,238,912            | 2,000,238,912          |
| 301: Wasaaradda Shaqagalinta, A. Bulshada & Qoyska   | 11,997,394,670           | 13,181,348,872           | 1,183,954,202          |
| 311: Wasaaradda Ciyaaraha iyo Dhalinyarada.          | 14,252,320,460           | 17,858,671,892           | 3,606,351,432          |
| 321: Guddiga Doorshooyinka Qaranka.                  | 34,283,312,546           | 34,140,054,669           | -143,257,877           |
| 331: Guddiga Qandaraaska Qaranka.                    | 2,671,647,894            | 2,999,313,868            | 327,665,974            |
| 341: Hayada u Diyaargarowga Aafooyinka iyo Kaydka R. | 9,485,728,888            | 8,541,977,224            | -943,751,664           |
| 381: Hay'adda Dhawrista Tayada                       | 12,500,096,914           | 4,773,733,538            | -7,726,363,376         |
| 391: Gudida Maamulwanaaga iyo La-dagaalanka Mus      | 3,500,592,022            | 3,760,376,196            | 259,784,174            |
| 401: Hayada Qaxootiga iyo Barakacayaasha             | 4,987,406,638            | 6,598,908,417            | 1,611,501,779          |
| 411: Wasaaradda Degaanka & Horumarinta Reermiyiga    | 14,083,278,958           | 16,829,511,778           | 2,746,232,820          |
| 421: Guddida Diwaangalinta Ururada                   | 2,530,125,000            | 2,665,363,200            | 135,238,200            |
| 431: Wasaarada H. Maalgashiga                        | 4,610,715,454            | 4,898,525,982            | 287,810,528            |
| 441: Wasaaradda H. Biyaha                            | 17,529,490,644           | 28,819,080,788           | 11,289,590,144         |
| <b>Miisaaniyadda Dawladda Dhexe</b>                  | <b>1,782,154,460,000</b> | <b>2,046,000,000,000</b> | <b>263,845,540,000</b> |
| <b>Miisaaniyadda Mashaariicda Baanka Adduunka</b>    |                          |                          |                        |
| 501: Mashaariicda Bank Aduunka                       | 41,821,260,000           | 45,805,700,000           | 3,984,440,000          |
| <b>Miisaaniyadda Mashaariicda Baanka Adduunka</b>    | <b>41,821,260,000</b>    | <b>45,805,700,000</b>    | <b>3,984,440,000</b>   |
| <b>Grand total</b>                                   | <b>1,823,975,720,000</b> | <b>2,091,805,700,000</b> | <b>267,829,980,000</b> |



## Wasaaradda Horumarinta Maaliyadda

## Faahfaahinta Qorshaynta Wadaagayaasha Miisaaniyadda 2020

| Code: Waaxda   | 2019                   | 2020                   | Farqi                 | % Farqiga     | % Guud        |
|--|------------------------|------------------------|-----------------------|---------------|---------------|
| <b>Dhaqaalaha</b>                                    |                        |                        |                       |               |               |
| 141: W.Qorshaynta & Horumarinta Qaranka              | 11,931,614,710         | 11,005,169,950         | -926,444,760          | -7.76%        | 0.54%         |
| 151: Wasaaradda H. Maaliyadda.                       | 240,327,707,436        | 275,978,730,468        | 35,651,023,032        | 14.83%        | 13.49%        |
| 161: Wasaaradda Ganacsiga, Warshadaha iyo Dalxiiska  | 17,507,245,140         | 49,462,327,287         | 31,955,082,147        | 182.52%       | 2.42%         |
| 331: Guddiga Qandaraaska Qaranka.                    | 2,671,647,894          | 2,999,313,868          | 327,665,974           | 12.26%        | 0.15%         |
| 431: Wasaarada H. Maalgashiga                        | 4,610,715,454          | 4,898,525,982          | 287,810,528           | 6.24%         | 0.24%         |
| <b>Miisaaniyada loo qorsheeyey Dhaqaalaha</b>        | <b>277,048,930,634</b> | <b>344,344,067,555</b> | <b>67,295,136,921</b> | <b>24.29%</b> | <b>16.83%</b> |
| <b>Waxbarashada</b>                                  |                        |                        |                       |               |               |
| 221: Wasaaradda Waxbarashada & Sayniska              | 142,179,088,168        | 187,791,459,458        | 45,612,371,290        | 32.08%        | 9.18%         |
| 222: Agaasinka Tacliinta sare                        | 5,934,361,158          | 6,381,661,158          | 447,300,000           | 7.54%         | 0.31%         |
| 223: Gudiga Tacliinta Sare                           | 2,157,092,862          | 2,674,112,898          | 517,020,036           | 23.97%        | 0.13%         |
| <b>Miisaaniyada loo qorsheeyey Waxbarashada</b>      | <b>150,270,542,188</b> | <b>196,847,233,514</b> | <b>46,576,691,326</b> | <b>31.00%</b> | <b>9.62%</b>  |
| <b>Tamarta</b>                                       |                        |                        |                       |               |               |
| 171: Wasaaradda Macdanta & Tamarta.                  | 7,870,176,536          | 11,073,837,453         | 3,203,660,917         | 40.71%        | 0.54%         |
| <b>Miisaaniyada loo qorsheeyey Tamarta</b>           | <b>7,870,176,536</b>   | <b>11,073,837,453</b>  | <b>3,203,660,917</b>  | <b>40.71%</b> | <b>0.54%</b>  |
| <b>Deegaanka</b>                                     |                        |                        |                       |               |               |
| 341: Hayada u Diyaargarowga Aafooyinka iyo Kaydka R. | 9,485,728,888          | 8,541,977,224          | -943,751,664          | -9.95%        | 0.42%         |
| 411: Wasaaradda Degaanka & Horumarinta Reermiyiga    | 14,083,278,958         | 16,829,511,778         | 2,746,232,820         | 19.50%        | 0.82%         |
| <b>Miisaaniyada loo qorsheeyey Deegaanka</b>         | <b>23,569,007,846</b>  | <b>25,371,489,002</b>  | <b>1,802,481,156</b>  | <b>7.65%</b>  | <b>1.24%</b>  |
| <b>Maamulka</b>                                      |                        |                        |                       |               |               |
| 011: Qasriga Madaxtooyada JSL.                       | 819,000,000            | 819,000,000            | 0                     | 0.00%         | 0.04%         |
| 012: Madax-weyne ku-.Xigeenka JSL.                   | 585,000,000            | 585,000,000            | 0                     | 0.00%         | 0.03%         |
| 021: Golaha Guurtida JSL.                            | 33,279,508,980         | 34,011,332,064         | 731,823,084           | 2.20%         | 1.66%         |
| 031: Golaha Wakiilada JSL.                           | 36,177,177,438         | 37,363,897,178         | 1,186,719,740         | 3.28%         | 1.83%         |
| 041: Maxkamadda Sare.                                | 7,044,363,184          | 7,517,520,040          | 473,156,856           | 6.72%         | 0.37%         |
| 051: Xeer Ilaalinta Guud ee Qaranka.                 | 8,062,613,108          | 9,928,129,378          | 1,865,516,270         | 23.14%        | 0.49%         |
| 061: Hay'adda Shaqaalaha Dawladda.                   | 11,210,554,159         | 16,201,882,160         | 4,991,328,001         | 44.52%        | 0.79%         |
| 071: Hanti-dhawrka Guud ee Qaranka.                  | 11,421,868,030         | 12,766,512,894         | 1,344,644,864         | 11.77%        | 0.62%         |
| 081: Xafiiska Madaxtooyadda.                         | 72,947,889,667         | 88,424,207,167         | 15,476,317,500        | 21.22%        | 4.32%         |
| 083: Garyaqaanka Guud                                | 3,030,799,708          | 4,208,516,972          | 1,177,717,264         | 38.86%        | 0.21%         |
| 091: W.Arrimaha Dibadda iyo Iskaashiga Caalamiga ah  | 33,844,049,132         | 47,620,844,707         | 13,776,795,575        | 40.71%        | 2.33%         |
| 101: Wasaaradda Cadaaladda & Garsoorka.              | 9,511,179,710          | 8,755,582,876          | -755,596,834          | -7.94%        | 0.43%         |
| 103: Max-kamadda Hoose.                              | 31,622,093,081         | 32,350,103,914         | 728,010,833           | 2.30%         | 1.58%         |
| 104: Guddiga Xaquuqal Insaanka Qaranka.              | 3,102,087,898          | 3,510,385,594          | 408,297,696           | 13.16%        | 0.17%         |
| 111: Wasaaradda Arrimaha Gudaha.                     | 32,677,568,877         | 37,670,112,752         | 4,992,543,875         | 15.28%        | 1.84%         |

| Code: Waaxda  | 2019                   | 2020                   | Farqi                 | % Farqiga     | % Guud        |
|---|------------------------|------------------------|-----------------------|---------------|---------------|
| 291: Wasaradda Xidh Golayaasha iyo Arimaha Distorka     | 6,616,763,244          | 7,639,527,854          | 1,022,764,610         | 15.46%        | 0.37%         |
| 292: Komishanka dib u habaynta shuruucda                |                        | 2,000,238,912          | 2,000,238,912         | 100.00%       | 0.10%         |
| 321: Guddiga Doorshooyinka Qaranka.                     | 34,283,312,546         | 34,140,054,669         | -143,257,877          | -0.42%        | 1.67%         |
| 391: Gudida Maamulwanaaga iyo La-dagaalanka Mus         | 3,500,592,022          | 3,760,376,196          | 259,784,174           | 7.42%         | 0.18%         |
| 421: Guddida Diwaangalinta Ururada                      | 2,530,125,000          | 2,665,363,200          | 135,238,200           | 5.35%         | 0.13%         |
| <b>Miisaaniyada loo qorsheeyey Maamulka</b>             | <b>342,266,545,784</b> | <b>391,938,588,527</b> | <b>49,672,042,743</b> | <b>14.51%</b> | <b>19.16%</b> |
| <b>Caafimaadka</b>                                      |                        |                        |                       |               |               |
| 013: Gudida Qaranka ee la dagaalanka HIV/AIDS-KA        | 2,723,388,882          | 3,280,833,901          | 557,445,019           | 20.47%        | 0.16%         |
| 231: Wasaaradda H. Caafimaadka.                         | 73,871,256,202         | 86,912,449,082         | 13,041,192,880        | 17.65%        | 4.25%         |
| 232: Komishanka qaranka ee Mihnadlayaasha caafimadka    | 1,173,808,604          | 1,561,037,748          | 387,229,144           | 32.99%        | 0.08%         |
| 381: Hay'adda Dhawrista Tayada                          | 12,500,096,914         | 4,773,733,538          | -7,726,363,376        | -61.81%       | 0.23%         |
| <b>Miisaaniyada loo qorsheeyey Caafimaadka</b>          | <b>90,268,550,602</b>  | <b>96,528,054,269</b>  | <b>6,259,503,667</b>  | <b>6.93%</b>  | <b>4.72%</b>  |
| <b>Kaabeyaasha dhaqaale</b>                             |                        |                        |                       |               |               |
| 181: Wasaaradda Gaadiidka iyo H. Jidadka                | 43,607,792,874         | 46,506,754,712         | 2,898,961,838         | 6.65%         | 2.27%         |
| 211: Wasaaradda Isgaadhsiinta iyo Tignoolojiyada        | 15,320,098,160         | 15,745,805,700         | 425,707,540           | 2.78%         | 0.77%         |
| 251: Wasaaradda Hawlaha Guud, Dhulka & Guriyaynta       | 10,075,157,673         | 11,050,909,543         | 975,751,870           | 9.68%         | 0.54%         |
| 261: H. Duulista & Hawada.                              | 15,148,151,791         | 17,998,329,153         | 2,850,177,362         | 18.82%        | 0.88%         |
| <b>Miisaaniyada loo qorsheeyey Kaabeyaasha dhaqaale</b> | <b>84,151,200,498</b>  | <b>91,301,799,108</b>  | <b>7,150,598,610</b>  | <b>8.50%</b>  | <b>4.46%</b>  |
| <b>Qaybaha kale</b>                                     |                        |                        |                       |               |               |
| 121: W. Warfaafinta, Wacyigelinta iyo Dhaqanka          | 44,226,655,626         | 45,376,093,468         | 1,149,437,842         | 2.60%         | 2.22%         |
| 241: Wasaaradda Diinta & Awqaafta.                      | 6,803,138,080          | 9,241,733,392          | 2,438,595,312         | 35.85%        | 0.45%         |
| 242: Hay'adda Diiwaanka Sakada iyo Safalka              | 3,475,335,046          | 3,752,357,428          | 277,022,382           | 7.97%         | 0.18%         |
| 301: Wasaaradda Shaqagalinta, A. Bulshada & Qoyska      | 11,997,394,670         | 13,181,348,872         | 1,183,954,202         | 9.87%         | 0.64%         |
| 311: Wasaaradda Ciyaaraha iyo Dhalinyarada.             | 14,252,320,460         | 17,858,671,892         | 3,606,351,432         | 25.30%        | 0.87%         |
| 401: Hayada Qaxootiga iyo Barakacayaasha                | 4,987,406,638          | 6,598,908,417          | 1,611,501,779         | 32.31%        | 0.32%         |
| <b>Miisaaniyada loo qorsheeyey Qaybaha kale</b>         | <b>85,742,250,520</b>  | <b>96,009,113,469</b>  | <b>10,266,862,949</b> | <b>11.97%</b> | <b>4.69%</b>  |
| <b>Waxsoosaarka Dalka</b>                               |                        |                        |                       |               |               |
| 191: Wasaaradda H. Beeraha.                             | 17,583,292,405         | 16,660,693,515         | -922,598,890          | -5.25%        | 0.81%         |
| 201: Wasaaradda Xanaannada Xoolaha iyo H. Kalumaysiga   | 28,828,636,552         | 37,593,725,088         | 8,765,088,536         | 30.40%        | 1.84%         |
| <b>Miisaaniyada loo qorsheeyey Waxsoosaarka Dalka</b>   | <b>46,411,928,957</b>  | <b>54,254,418,603</b>  | <b>7,842,489,646</b>  | <b>16.90%</b> | <b>2.65%</b>  |
| <b>Amaanka iyo Difaaca</b>                              |                        |                        |                       |               |               |
| 082: Ciidanka Ilaaladda Madaxtooyada.                   | 24,872,591,016         | 29,811,342,216         | 4,938,751,200         | 19.86%        | 1.46%         |
| 084: Hay'adda Sirdoonka Qaranka                         | 14,838,215,049         | 20,273,615,049         | 5,435,400,000         | 36.63%        | 0.99%         |
| 085: Jimciyadda Muj. Sooyaal                            | 2,235,000,000          | 2,454,350,000          | 219,350,000           | 9.81%         | 0.12%         |

| Code: Waaxda  | 2019                     | 2020                     | Farqi                  | % Farqiga     | % Guud        |
|---|--------------------------|--------------------------|------------------------|---------------|---------------|
| 102: Ciidanka Asluubta.   | 67,628,859,780           | 69,287,666,608           | 1,658,806,828          | 2.45%         | 3.39%         |
| 112: Ciidanka Booliska.   | 125,921,339,523          | 134,785,031,865          | 8,863,692,342          | 7.04%         | 6.59%         |
| 113: Ciidanka Ilaalada Xeebaha.                                     | 17,031,587,286           | 17,876,480,388           | 844,893,102            | 4.96%         | 0.87%         |
| 115: Ciidanka Socdaalka.  | 11,786,191,804           | 13,337,298,091           | 1,551,106,287          | 13.16%        | 0.65%         |
| 116: Ciidanka Dab-Demiska Qaranka                                   | 12,404,171,920           | 13,632,337,236           | 1,228,165,316          | 9.90%         | 0.67%         |
| Somaliland  |                          |                          |                        |               |               |
| 131: Wasaaradda Gaashandhigga.                                      | 46,067,378,412           | 44,665,876,821           | -1,401,501,591         | -3.04%        | 2.18%         |
| 132: Ciidanka Qaranka.  | 334,240,501,001          | 363,388,319,438          | 29,147,818,437         | 8.72%         | 17.76%        |
| <b>Miisaaniyada loo qorsheeyey Amaanka iyo Difaaca</b>              | <b>657,025,835,791</b>   | <b>709,512,317,712</b>   | <b>52,486,481,921</b>  | <b>7.99%</b>  | <b>34.68%</b> |
| <b>Biyaha Nadaafada iyo Fayodhowrka</b>                             |                          |                          |                        |               |               |
| 441: Wasaaradda H. Biyaha   | 17,529,490,644           | 28,819,080,788           | 11,289,590,144         | 64.40%        | 1.41%         |
| <b>Miisaaniyada loo qorsheeyey Biyaha Nadaafada iyo Fayodhowrka</b> | <b>17,529,490,644</b>    | <b>28,819,080,788</b>    | <b>11,289,590,144</b>  | <b>64.40%</b> | <b>1.41%</b>  |
| <b>Grand total</b>  | <b>1,782,154,460,000</b> | <b>2,046,000,000,000</b> | <b>263,845,540,000</b> | <b>14.80%</b> | <b>100%</b>   |



## Wasaaradda Horumarinta Maaliyadda

## Faahfaahinta Qorshaha Isticmaalka Miisaaniyadda 2020

| Subhead: Description  | 2019                   | 2020                   | Farqi                 | % Farqi       | % Guud       |
|---|------------------------|------------------------|-----------------------|---------------|--------------|
| <b>5210000: Deymaha</b>   |                        |                        |                       |               |              |
| 5210504: Dib U Bixinta Daynta Qaranka Gudaha                        | 61,200,000,000         | 75,000,000,000         | 13,800,000,000        | 22.55%        | 3.67%        |
| <b>5210000: Miisaaniyada loo qoondeeyey Deymaha</b>                 | <b>61,200,000,000</b>  | <b>75,000,000,000</b>  | <b>13,800,000,000</b> | <b>22.55%</b> | <b>3.67%</b> |
| <b>3110000: Hantida Raagta</b>                                      |                        |                        |                       |               |              |
| 3110201: Dhismayaasha Guryaha Ladago                                | 2,820,000,000          |                        | -2,820,000,000        | -100.00%      | 0.00%        |
| 3110202: Dhismayasha Xafiisyada, Dugsiyada iyo Cisbitalada          | 32,521,978,000         | 50,093,000,000         | 17,571,022,000        | 54.03%        | 2.45%        |
| 3110204: Dhismaha Jeelasha  | 5,329,060,650          | 2,650,000,000          | -2,679,060,650        | -50.27%       | 0.13%        |
| 3110205: Dhismaayasah Rugaha booliska ka iyo dhismaayasha kale      |                        | 910,000,000            | 910,000,000           | 100.00%       | 0.04%        |
| 3110299: Dhismayaasha Kale Ee Dowlada                               | 9,009,011,800          | 7,709,000,000          | -1,300,011,800        | -14.43%       | 0.38%        |
| 3110401: Dhismaha Wadooyinka Iyo Buundooyinka                       |                        | 5,870,000,000          | 5,870,000,000         | 100.00%       | 0.29%        |
| 3110502: Dhismayaasha Ceelasha Iyo Harooyinka Yaryar                | 8,500,000,000          | 13,800,000,000         | 5,300,000,000         | 62.35%        | 0.67%        |
| 3110701: Iibsiga Gaadiidka & Mishiinada                             | 51,780,012,000         | 16,012,334,400         | -35,767,677,600       | -69.08%       | 0.78%        |
| 3110702: Iibsiga Doonyaha Iyo Maraakiibta                           | 500,000,000            | 3,000,000,000          | 2,500,000,000         | 500.00%       | 0.15%        |
| 3111002: Iibsiga Qalabka Xafiisyada                                 | 3,425,444,988          | 3,674,753,288          | 249,308,300           | 7.28%         | 0.18%        |
| 3111010: Iibsiga Qalabka Nalka Iyo Biyaha                           | 460,017,720            | 437,368,200            | -22,649,520           | -4.92%        | 0.02%        |
| 3111101: Iibsiga Qalabka Caafimaadka                                | 3,520,000,000          | 2,400,000,000          | -1,120,000,000        | -31.82%       | 0.12%        |
| 3111102: Iibsiga mishiinka kelyaha                                  | 200,000,000            |                        | -200,000,000          | -100.00%      | 0.00%        |
| 3111104: Iibsiga qalabka kalluunka                                  |                        | 1,300,000,000          | 1,300,000,000         | 100.00%       | 0.06%        |
| 3111107: Iibsiga Mishiinka Shaybaadhka                              | 8,422,174,000          |                        | -8,422,174,000        | -100.00%      | 0.00%        |
| 3111108: Iibsiga Saanada Ciidanka                                   | 750,000,000            | 12,200,000,000         | 11,450,000,000        | 1526.67%      | 0.60%        |
| 3111109: Iibsiga Qalabka Waxbarashada                               | 1,018,000,000          | 900,000,000            | -118,000,000          | -11.59%       | 0.04%        |
| 3111111: Iibsiga Qalabka Boosaha & Isgaadhsiinta.                   | 8,580,941,000          | 5,540,000,000          | -3,040,941,000        | -35.44%       | 0.27%        |
| 3111120: Iibsiga Hantida Kale Ee Dowlada                            | 8,108,623,500          | 32,121,000,000         | 24,012,376,500        | 296.13%       | 1.57%        |
| 3111123: Iibsiga Qalabka Passport                                   | 170,000,000            | 170,000,000            | 0                     | 0.00%         | 0.01%        |
| 3111125: Iibsiga Qalabka Fanaaniinta                                | 90,000,000             | 90,000,000             | 0                     | 0.00%         | 0.00%        |
| <b>3110000: Miisaaniyada loo qoondeeyey Hantida Raagta</b>          | <b>145,205,263,658</b> | <b>158,877,455,888</b> | <b>13,672,192,230</b> | <b>9.42%</b>  | <b>7.77%</b> |
| <b>2210000: Kharashka lama filaanka</b>                             |                        |                        |                       |               |              |
| 2211339: Kharashka Gurmada Ciidanka                                 | 55,000,000,000         | 57,100,000,000         | 2,100,000,000         | 3.82%         | 2.79%        |
| 2640203: Kharashka Gurmada Aafooyinka                               | 4,800,000,000          | 4,000,000,000          | -800,000,000          | -16.67%       | 0.20%        |
| <b>2210000: Miisaaniyada loo qoondeeyey Kharashka lama filaanka</b> | <b>59,800,000,000</b>  | <b>61,100,000,000</b>  | <b>1,300,000,000</b>  | <b>2.17%</b>  | <b>2.99%</b> |
| <b>2400000: Mashaariicda Dawladda</b>                               |                        |                        |                       |               |              |
| 2400201: Mashruuca Ciyaaraha  | 3,410,000,000          | 5,854,400,000          | 2,444,400,000         | 71.68%        | 0.29%        |



| Subhead: Description   | 2019                  | 2020                   | Farqi                 | % Farqi        | % Guud       |
|--|-----------------------|------------------------|-----------------------|----------------|--------------|
| 2400202: Mashruuca Beer, Wajaale iyo Oodwayne                        | 3,000,000,000         | 3,000,000,000          | 0                     | 0.00%          | 0.15%        |
| 2400203: Mashruuca Horumarinta Madaaradda                            | 720,000,000           | 2,539,873,300          | 1,819,873,300         | 252.76%        | 0.12%        |
| 2400204: Mashruuca Tijaabada Taranka Xoolaha                         | 3,000,000,000         | 2,500,000,000          | -500,000,000          | -16.67%        | 0.12%        |
| 2400205: Mashruuca Qoolcaday iyo Aroori                              | 624,000,000           | 660,000,000            | 36,000,000            | 5.77%          | 0.03%        |
| 2400206: Mashruuca Daawaynta Xoolaha                                 | 4,000,000,000         | 4,000,000,000          | 0                     | 0.00%          | 0.20%        |
| 2400207: Mashruuca Dhiraynta   | 200,000,000           | 200,000,000            | 0                     | 0.00%          | 0.01%        |
| 2400208: Mashruuca Shaqo Qaran                                       | 7,500,000,000         | 36,986,816,128         | 29,486,816,128        | 393.16%        | 1.81%        |
| 2400209: Mashruuca Biyo Joojinta Dooxyada                            | 700,000,000           |                        | -700,000,000          | -100.00%       | 0.00%        |
| 2400210: Mashruuca Abuurbadinta                                      | 304,000,000           | 304,000,000            | 0                     | 0.00%          | 0.01%        |
| 2400211: Mashruuca doorashooyinka Doorashada                         | 28,800,000,000        | 28,800,000,000         | 0                     | 0.00%          | 1.41%        |
| 2400212: Mashruuca Timirta   | 87,000,000            | 87,000,000             | 0                     | 0.00%          | 0.00%        |
| 2400213: Mashruuca Hirgelinta e-Government                           |                       | 2,000,000,000          | 2,000,000,000         | 100.00%        | 0.10%        |
| 2400214: Mashruuca Raadinta Furaha dalku galka                       |                       | 500,000,000            | 500,000,000           | 100.00%        | 0.02%        |
| 2400215: Mashruuca cilmi baadhista iyo fidinta beeraha               |                       | 1,000,000,000          | 1,000,000,000         | 100.00%        | 0.05%        |
| 2400216: Mashruuca badbaadada beeraha                                |                       | 1,000,000,000          | 1,000,000,000         | 100.00%        | 0.05%        |
| 2400217: Mashruuca JPLG  | 5,865,000,000         | 5,865,000,000          | 0                     | 0.00%          | 0.29%        |
| 2400218: Mashruuca Taakulaynta Gobalada Bari                         | 24,000,000,000        | 24,000,000,000         | 0                     | 0.00%          | 1.17%        |
| 2400219: Mashruuca Horumarinta Dhalinyarada                          | 2,000,000,000         | 2,000,000,000          | 0                     | 0.00%          | 0.10%        |
| 2400220: Mashruuca Horumarinta Wadooyinka (Fuel leavy)               |                       | 32,500,000,000         | 32,500,000,000        | 100.00%        | 1.59%        |
| 2400221: Mashruuca Dugsiyada Dayaxa iyo Laascaanood                  |                       | 3,600,000,000          | 3,600,000,000         | 100.00%        | 0.18%        |
| 2400222: Mashruuca xoolo qaybinta                                    |                       | 4,000,000,000          | 4,000,000,000         | 100.00%        | 0.20%        |
| 2400224: Mashruuca Bancawl iyo Casuura Mashruuca Bancawl iyo Casuura |                       | 1,000,000,000          | 1,000,000,000         | 100.00%        | 0.05%        |
| 2400225: Mashruuca Daryeelka duurjoogta iyo Ugaadha                  |                       | 600,000,000            | 600,000,000           | 100.00%        | 0.03%        |
| 2400226: Mashruuca cusbitaalada ceerigaabo & Laascaanood             |                       | 3,066,000,000          | 3,066,000,000         | 100.00%        | 0.15%        |
| 2400227: Mashruuca xog-ururinta beeraha                              |                       | 1,000,000,000          | 1,000,000,000         | 100.00%        | 0.05%        |
| 2400228: Mashruuca Diyaarinta xarumaha ICT-ga                        |                       | 500,000,000            | 500,000,000           | 100.00%        | 0.02%        |
| 2400229: Mashruuca Sahaminta Shidaalka iyo Macdanta                  |                       | 4,000,000,000          | 4,000,000,000         | 100.00%        | 0.20%        |
| <b>2400000: Miisaniyada loo qoondeeyey Mashaariicda Dawladda</b>     | <b>84,210,000,000</b> | <b>171,563,089,428</b> | <b>87,353,089,428</b> | <b>103.73%</b> | <b>8.39%</b> |
| <b>2640000: Kaalmooyinka Dawladda</b>                                |                       |                        |                       |                |              |
| 2640103: Kaalmada Deeqaha Wax Barashada                              | 650,000,000           | 700,000,000            | 50,000,000            | 7.69%          | 0.03%        |
| 2640401: Kaalmada Ururada Naafada                                    | 450,000,000           | 950,000,000            | 500,000,000           | 111.11%        | 0.05%        |
| 2640402: Kaalmada Dugsiyada (6 + Dugsigayda kale)                    | 7,578,000,000         | 6,978,000,000          | -600,000,000          | -7.92%         | 0.34%        |
| 2640407: Kaalmooyinka Jaamacadaha & Machadada                        | 1,800,000,000         | 1,800,000,000          | 0                     | 0.00%          | 0.09%        |

| Subhead: Description  | 2019                  | 2020                  | Farqi                | % Farqi      | % Guud       |
|---|-----------------------|-----------------------|----------------------|--------------|--------------|
| 2640408: Kaalmooyina Axxaabta   | 6,552,000,000         | 3,052,000,000         | -3,500,000,000       | -53.42%      | 0.15%        |
| 2640409: Kaalmada Ururka Xisaabiyayaasha                                    | 500,000,000           | 400,000,000           | -100,000,000         | -20.00%      | 0.02%        |
| 2640410: Kaalmada Dugsiyada Agoomaha  | 2,084,000,000         | 3,084,000,000         | 1,000,000,000        | 47.98%       | 0.15%        |
| 2640411: Kaalmada Lixda Cisbitaal   |                       | 3,500,000,000         | 3,500,000,000        | 100.00%      | 0.17%        |
| 2640412: Kaalmada Dhimirka Snm  | 1,600,000,000         | 1,600,000,000         | 0                    | 0.00%        | 0.08%        |
| 2640414: Kaalmada Bisha Cas   | 100,000,000           | 100,000,000           | 0                    | 0.00%        | 0.00%        |
| 2640415: Kaalmada Ururka Dhakhatirta Xoolaha                                | 100,000,000           | 100,000,000           | 0                    | 0.00%        | 0.00%        |
| 2640416: Kaalmada Machadka Kalkaalayayaasha                                 | 100,000,000           | 200,000,000           | 100,000,000          | 100.00%      | 0.01%        |
| 2640417: Kaalmada Machadka Shaqaalaha                                       | 3,185,665,200         | 4,035,665,200         | 850,000,000          | 26.68%       | 0.20%        |
| 2640418: Kaalmada Gudiga Wanagfarista & Xuman rebida                        | 700,000,000           | 1,000,000,000         | 300,000,000          | 42.86%       | 0.05%        |
| 2640419: Kaalmada Ururka Qareenada  | 300,000,000           | 300,000,000           | 0                    | 0.00%        | 0.01%        |
| 2640420: Kaalmada Umulisoooyinka  | 300,000,000           | 300,000,000           | 0                    | 0.00%        | 0.01%        |
| 2640421: Kaalmada Shaybaadhka   | 150,000,000           | 150,000,000           | 0                    | 0.00%        | 0.01%        |
| 2640423: Kaalmada Dalladda Saxafiyiinta SOLJA                               | 300,000,000           | 400,000,000           | 100,000,000          | 33.33%       | 0.02%        |
| 2640424: Kaalmada Ururka H. Saxafiyiinta WIJA                               | 150,000,000           | 150,000,000           | 0                    | 0.00%        | 0.01%        |
| 2640425: Kaalmada wargeyska Dawan   | 2,194,725,600         | 2,294,725,600         | 100,000,000          | 4.56%        | 0.11%        |
| 2640427: Kaalmooyinka Cisbitaaladda Dhimirka                                | 1,290,000,000         | 1,290,000,000         | 0                    | 0.00%        | 0.06%        |
| 2640428: Kaalmada Ururka Dhakhaatiirta S/Land                               |                       | 80,000,000            | 80,000,000           | 100.00%      | 0.00%        |
| 2640429: Kaalmooyinka Guud.   | 9,849,000,000         | 4,627,000,000         | -5,222,000,000       | -53.02%      | 0.23%        |
| 2640430: Kaalmada Kuliyada Ciidamada Dararwayne                             | 1,500,000,000         | 1,500,000,000         | 0                    | 0.00%        | 0.07%        |
| 2640431: Kharashka Xafiiska Qurba Jooga                                     | 1,900,000,000         | 1,900,000,000         | 0                    | 0.00%        | 0.09%        |
| 2640432: Kaalmada Rugaha Kutubta  | 850,000,000           | 1,000,000,000         | 150,000,000          | 17.65%       | 0.05%        |
| 2640433: Kaalmada Ururka Now  | 1,000,000,000         | 1,100,000,000         | 100,000,000          | 10.00%       | 0.05%        |
| 2640434: Kaalmada Darbijiifka Burco   | 300,000,000           | 300,000,000           | 0                    | 0.00%        | 0.01%        |
| 2640436: Kaalmada Cusbitaalka Manhal  | 200,000,000           | 200,000,000           | 0                    | 0.00%        | 0.01%        |
| 2640437: Kaalmada Ururka Shaqaalaha   | 100,000,000           | 100,000,000           | 0                    | 0.00%        | 0.00%        |
| 2640438: Kaalmada Kooxda fanaaniinta Qaranka                                |                       | 1,938,000,000         | 1,938,000,000        | 100.00%      | 0.09%        |
| 2640441: Kaalmada Akademiyada Fanka   |                       | 200,000,000           | 200,000,000          | 100.00%      | 0.01%        |
| 2640442: Kaalmada Dadka Nugul   | 150,000,000           | 250,000,000           | 100,000,000          | 66.67%       | 0.01%        |
| 2640443: Kaalmada Dallada SONYO   | 300,000,000           | 300,000,000           | 0                    | 0.00%        | 0.01%        |
| 2640446: Kaalmada Dugsiyada Baahida Gaarka ah leh                           |                       | 1,000,000,000         | 1,000,000,000        | 100.00%      | 0.05%        |
| 2640447: Kaalmada ururka wacyi gelinta iyo dabargoynta mukhaadaaraadka      |                       | 700,000,000           | 700,000,000          | 100.00%      | 0.03%        |
| <b>2640000: Miisaniyada loo qoondeeyey Kaalmooyinka Dawladda</b>            | <b>46,233,390,800</b> | <b>47,579,390,800</b> | <b>1,346,000,000</b> | <b>2.91%</b> | <b>2.33%</b> |
| <b>2110000: Kharashka Shaqaalaha</b>  |                       |                       |                      |              |              |
| 2110101: Mushaharka Shaqaalaha Joogtada Ah                                  | 124,593,470,366       | 134,149,575,808       | 9,556,105,442        | 7.67%        | 6.56%        |
| 2110102: Mushaharka Shaqaalaha Joogtada Ah (Shaqaalaha Garsoorka)           | 5,826,382,848         | 6,137,239,680         | 310,856,832          | 5.34%        | 0.30%        |
| 2110103: Mushaharka Shaqaalaha Joogtada Ah (Ciidanka Booliska iyo Asluubta) | 121,375,353,984       | 121,912,530,816       | 537,176,832          | 0.44%        | 5.96%        |

| Subhead: Description  | 2019                   | 2020                   | Farqi                 | % Farqi      | % Guud        |
|---|------------------------|------------------------|-----------------------|--------------|---------------|
| 2110104: Mushaharka Shaqaalaha Joogtada Ah (Ciidanka Qaranka)               | 198,978,319,488        | 202,229,508,288        | 3,251,188,800         | 1.63%        | 9.88%         |
| 2110105: Mushaharka Shaqaalaha Joogtada Ah (Xildhibaanada Sharci Dajinta)   | 13,669,500,000         | 13,669,500,000         | 0                     | 0.00%        | 0.67%         |
| 2110106: Mushaharka Shaqaalaha Joogtada Ah (Macalimiinta)                   | 73,083,149,568         | 76,467,774,240         | 3,384,624,672         | 4.63%        | 3.74%         |
| 2110108: Mushaharka Shaqaalaha Joogtada Ah (Ciidanka Socdaalka)             | 5,877,432,384          | 6,014,615,424          | 137,183,040           | 2.33%        | 0.29%         |
| 2110109: Mushaharka Shaqaalaha Joogtada Ah (Ciidanka Ilaalada Xeebaha)      | 8,864,114,496          | 9,043,128,000          | 179,013,504           | 2.02%        | 0.44%         |
| 2110110: Mushaharka Shaqaalaha Joogtada Ah (Ciidanka Sirdoonka)             | 7,938,960,048          | 8,827,560,048          | 888,600,000           | 11.19%       | 0.43%         |
| 2110111: Mushaharka Shaqaalaha Joogtada Ah (Ciidanka Dab-damiska)           | 2,264,322,560          | 4,212,599,040          | 1,948,276,480         | 86.04%       | 0.21%         |
| 2110112: Mushaharka Shaqaalaha Joogtada Ah (Ciidanka Ilaalada Madaxtooyada) | 6,271,634,112          | 7,360,354,176          | 1,088,720,064         | 17.36%       | 0.36%         |
| 2110201: Mushaharka Shaqaalaha Aan J/Ahayn ee heshiis lagula jiro           | 6,277,400,000          | 9,939,400,000          | 3,662,000,000         | 58.34%       | 0.49%         |
| 2110203: Mushaharka Shaqaalaha kale Aan J/Ahayn                             | 66,750,442,464         | 73,223,563,880         | 6,473,121,416         | 9.70%        | 3.58%         |
| 2110301: Gunno Xil  | 54,753,275,217         | 57,953,228,960         | 3,199,953,743         | 5.84%        | 2.83%         |
| 2110302: Gunno Xagaayeed/Geedfuul   | 25,891,928,000         | 25,891,928,000         | 0                     | 0.00%        | 1.27%         |
| 2110303: Gunno Hawleed  | 129,552,423,730        | 166,346,489,028        | 36,794,065,298        | 28.40%       | 8.13%         |
| 2110304: Gunno Maamuus  | 1,447,895,200          | 1,447,895,200          | 0                     | 0.00%        | 0.07%         |
| 2110306: Gunno Ilaalo   | 5,343,820,000          | 5,659,820,000          | 316,000,000           | 5.91%        | 0.28%         |
| 2110307: Gunno Maaliyadeed  | 31,926,004,000         | 34,043,760,000         | 2,117,756,000         | 6.63%        | 1.66%         |
| 2110308: Gunno Ciideed  | 1,892,712,928          | 11,991,645,218         | 10,098,932,290        | 533.57%      | 0.59%         |
| 2120103: Hawl-Gab   | 1,915,686,400          | 1,915,686,400          | 0                     | 0.00%        | 0.09%         |
| 2120104: Liiltirka  | 600,000,000            | 640,000,000            | 40,000,000            | 6.67%        | 0.03%         |
| 2120203: Daawaynta Iyo Cafimadka Shaqalaha                                  | 6,031,840,800          | 6,671,840,800          | 640,000,000           | 10.61%       | 0.33%         |
| 2210807: Kh. Dhiiri-Gelinta & Abaalmarinta.                                 | 21,240,661,124         | 5,409,597,268          | -15,831,063,856       | -74.53%      | 0.26%         |
| <b>2110000: Miisaniyada loo qoondeeyey Kharashka Shaqaalaha</b>             | <b>922,366,729,717</b> | <b>991,159,240,274</b> | <b>68,792,510,557</b> | <b>7.46%</b> | <b>48.44%</b> |
| <b>2210000: kharashka hawl socodsiinta</b>                                  |                        |                        |                       |              |               |
| 2210101: Isticmaalka Nalka  | 4,920,160,790          | 6,687,419,616          | 1,767,258,826         | 35.92%       | 0.33%         |
| 2210102: IsticmaalkaBiyaha  | 2,385,190,421          | 2,821,019,363          | 435,828,942           | 18.27%       | 0.14%         |
| 2210104: Isticmaalka Biyaha Masaajidada iyo Cusbitaalada                    | 610,000,000            | 610,000,000            | 0                     | 0.00%        | 0.03%         |
| 2210201: Isticmaalka Boosaha & Isgaadhsiinta.                               | 6,340,224,161          | 8,132,815,829          | 1,792,591,668         | 28.27%       | 0.40%         |
| 2210205: Kharashka Kirada SataliteKa  | 4,709,887,752          | 3,642,598,012          | -1,067,289,740        | -22.66%      | 0.18%         |
| 2210301: Noolka, sahayda iyo habeen dhaxyada safarada Gudaha                | 8,736,816,689          | 10,703,048,946         | 1,966,232,257         | 22.51%       | 0.52%         |
| 2210401: Noolka, sahayda iyo habeen dhaxyada Safarada Dibadda.              | 8,009,000,500          | 10,067,147,882         | 2,058,147,382         | 25.70%       | 0.49%         |
| 2210407: Kharashka Hawsha Iskaashiga Caalimaga Ah                           | 200,000,000            | 50,000,000             | -150,000,000          | -75.00%      | 0.00%         |

| Subhead: Description                                       | 2019           | 2020            | Farqi           | % Farqi | % Guud |
|--|----------------|-----------------|-----------------|---------|--------|
| 2210502: Daabacaadda Documents-Ka Lacagta.                 | 3,500,000,000  | 4,500,000,000   | 1,000,000,000   | 28.57%  | 0.22%  |
| 2210503: Wargeysyadda & Bugaagta.                          | 1,598,123,062  | 2,357,972,136   | 759,849,074     | 47.55%  | 0.12%  |
| 2210504: Kharashka Wacyigalinta                            | 3,259,000,000  | 4,484,430,612   | 1,225,430,612   | 37.60%  | 0.22%  |
| 2210507: Kh. Baahinta Qandaraasyada                        | 150,000,000    | 150,000,000     | 0               | 0.00%   | 0.01%  |
| 2210508: Daabacada Liisamada Gaadiidka ee Lafta ah         | 1,500,000,000  | 2,000,000,000   | 500,000,000     | 33.33%  | 0.10%  |
| 2210510: Daabacaada Buugta Dhaqdhaqaaqa Gaadiidka          | 2,500,000,000  | 5,000,000,000   | 2,500,000,000   | 100.00% | 0.24%  |
| 2210511: Dabacaada Baasaboorada Iyo Fiisayasha             | 800,000,000    | 800,000,000     | 0               | 0.00%   | 0.04%  |
| 2210512: Daabacaada Agabka Xafiisyadda                     |                | 650,000,000     | 650,000,000     | 100.00% | 0.03%  |
| 2210601: Ijaarka Gaadiidka,                                | 200,000,000    | 486,000,000     | 286,000,000     | 143.00% | 0.02%  |
| 2210602: Ijaarka Guryaha.                                  | 902,820,000    | 1,256,220,000   | 353,400,000     | 39.14%  | 0.06%  |
| 2210603: Ijaarka Xafiisyada                                | 4,871,720,688  | 5,423,766,688   | 552,046,000     | 11.33%  | 0.27%  |
| 2210714: Tababarka & Imtixaanadda.                         | 17,622,216,000 | 19,804,232,000  | 2,182,016,000   | 12.38%  | 0.97%  |
| 2210715: Tababarka Manhajka Madarasadaha                   |                | 350,000,000     | 350,000,000     | 100.00% | 0.02%  |
| 2210716: Diiwaangelinta Madarasadaha iyo Masaajiddada      |                | 200,000,000     | 200,000,000     | 100.00% | 0.01%  |
| 2210802: Martiqaadyada & Munaasibadaha                     | 7,576,818,948  | 8,984,402,362   | 1,407,583,414   | 18.58%  | 0.44%  |
| 2210803: Munaasadaha 18 may & 26 june                      |                | 2,029,348,000   | 2,029,348,000   | 100.00% | 0.10%  |
| 2210806: Kharashka Xafiiska Madaxweyne iyo Ku Xigeenka     | 7,000,000,000  | 7,300,000,000   | 300,000,000     | 4.29%   | 0.36%  |
| 2210808: Kharashka Nabadaynta                              | 20,302,212,000 | 22,878,928,372  | 2,576,716,372   | 12.69%  | 1.12%  |
| 2211001: Daawada   | 3,097,409,225  | 3,593,122,525   | 495,713,300     | 16.00%  | 0.18%  |
| 2211002: Daawada mishiinada kelyaha                        |                | 2,000,000,000   | 2,000,000,000   | 100.00% | 0.10%  |
| 2211004: Kharashka La dagaalanka Ayaxa                     | 150,000,000    | 150,000,000     | 0               | 0.00%   | 0.01%  |
| 2211009: Kharashka Iibsiga Buugta Dugsiyada                | 12,591,983,320 | 2,108,894,308   | -10,483,089,012 | -83.25% | 0.10%  |
| 2211015: Rashinka Iyo Wixii Soo Raaca                      | 99,259,097,632 | 118,702,143,542 | 19,443,045,910  | 19.59%  | 5.80%  |
| 2211016: Dharka & Dirayska.                                | 12,145,231,600 | 12,388,252,146  | 243,020,546     | 2.00%   | 0.61%  |
| 2211021: Gogosha iyo Macuunta                              | 1,430,926,000  | 1,450,926,000   | 20,000,000      | 1.40%   | 0.07%  |
| 2211034: Iibsiga Calafka                                   | 200,000,000    | 200,000,000     | 0               | 0.00%   | 0.01%  |
| 2211101: Alaabta Xafiisyadda (Stationery).                 | 5,737,617,280  | 7,951,798,910   | 2,214,181,630   | 38.59%  | 0.39%  |
| 2211201: Batroolka, Naafatadda & Saliidaha.                | 37,233,259,317 | 44,039,457,219  | 6,806,197,902   | 18.28%  | 2.15%  |
| 2211301: Khidmadda Baanka.                                 | 5,000,000,000  | 5,000,000,000   | 0               | 0.00%   | 0.24%  |
| 2211303: Kharashka Noolka iyo Sahaysiinta Maxabiista       | 536,000,000    | 566,000,000     | 30,000,000      | 5.60%   | 0.03%  |
| 2211304: Kharashka Cusbitalada (7 Cusbital)                | 5,124,000,000  | 6,524,000,000   | 1,400,000,000   | 27.32%  | 0.32%  |
| 2211306: kh. Qiimaynta ascaarta suuqa                      |                | 1,150,000,000   | 1,150,000,000   | 100.00% | 0.06%  |
| 2211307: KH isku dubba ridka horumarka iyo mucaawinooyinka |                | 200,000,000     | 200,000,000     | 100.00% | 0.01%  |
| 2211308: Kharska Magaha                                    | 2,650,000,000  | 2,650,000,000   | 0               | 0.00%   | 0.13%  |
| 2211309: KH. Dardargelinta liisamada Ganacsiga             |                | 690,000,000     | 690,000,000     | 100.00% | 0.03%  |
| 2211311: Kh. Shirkadda maalgashigaSomaliland               |                | 803,000,000     | 803,000,000     | 100.00% | 0.04%  |
| 2211313: Kharashka Hawlgalada Ciidamada                    | 200,000,000    | 200,000,000     | 0               | 0.00%   | 0.01%  |
| 2211314: Kh. Xafiiska Derejo Bixinta Ciidanka              | 1,555,555,556  | 1,555,555,556   | 0               | 0.00%   | 0.08%  |

| Subhead: Description  | 2019           | 2020           | Farqi           | % Farqi  | % Guud |
|---|----------------|----------------|-----------------|----------|--------|
| 2211316: Kharashka Safaaradaha & Qunsuliyadaha                  | 10,000,000,000 | 14,000,000,000 | 4,000,000,000   | 40.00%   | 0.68%  |
| 2211324: Lacag Celinta Sannadihii Hore.                         | 400,000,000    | 400,000,000    | 0               | 0.00%    | 0.02%  |
| 2211325: Kh/Markhatiyada iyo Danbi Baadhista                    | 424,500,000    | 572,951,575    | 148,451,575     | 34.97%   | 0.03%  |
| 2211326: Kharashka Garsoorayaasha                               | 261,481,600    | 293,500,000    | 32,018,400      | 12.24%   | 0.01%  |
| 2211327: Kharashka Qareenka Saboolka                            | 61,427,200     | 96,740,000     | 35,312,800      | 57.49%   | 0.00%  |
| 2211328: Kharashka Baadhista Iyo Kormeerka Khayraadka Dalka     | 400,000,000    | 350,000,000    | -50,000,000     | -12.50%  | 0.02%  |
| 2211329: Kh. Hawlaha Miino Saarka                               | 300,000,000    | 300,000,000    | 0               | 0.00%    | 0.01%  |
| 2211330: Kh. Baadhista iyo R/Raaca Taariikhda duuga ah          | 1,000,000,000  | 1,049,850,000  | 49,850,000      | 4.99%    | 0.05%  |
| 2211331: Kh. Daryeelka Ugaadha Iyo Deegaanka                    | 500,000,000    | 300,000,000    | -200,000,000    | -40.00%  | 0.01%  |
| 2211332: Soosaarista Daraasadka Iyo Tijaabada T. Warshada       | 450,000,000    | 450,000,000    | 0               | 0.00%    | 0.02%  |
| 2211333: Kh. Faafreebka iyo Fidinta Diinta.                     | 350,000,000    | 68,000,000     | -282,000,000    | -80.57%  | 0.00%  |
| 2211334: Kharashka Gobolada                                     | 8,300,000,000  | 12,169,800,000 | 3,869,800,000   | 46.62%   | 0.59%  |
| 2211335: Kharashka Dakhli Ururinta.                             | 2,000,000,000  | 3,660,911,489  | 1,660,911,489   | 83.05%   | 0.18%  |
| 2211336: Kh/ Sameynta Miisaaniyada, Xis. Xidhada Maamulka       | 1,700,000,000  | 1,801,326,615  | 101,326,615     | 5.96%    | 0.09%  |
| 2211337: Kh.Samaynta Xisaab Xidhka (Xis-Guud)                   | 2,384,000,000  | 2,384,000,000  | 0               | 0.00%    | 0.12%  |
| 2211338: Kh/ Bilicda Xafiisyada &Guryaha.                       | 725,744,500    | 1,025,744,500  | 300,000,000     | 41.34%   | 0.05%  |
| 2211340: Kharsahka La Dagaalanka Kootarabaanka.                 | 1,500,000,000  | 1,850,000,000  | 350,000,000     | 23.33%   | 0.09%  |
| 2211341: Barmaamijyada Hawlaha Shaqada                          | 18,336,179,372 |                | -18,336,179,372 | -100.00% | 0.00%  |
| 2211342: Kharashka Gaar Ah                                      | 4,252,666,977  | 10,993,472,349 | 6,740,805,372   | 158.51%  | 0.54%  |
| 2211344: Barnamijka Tartanka Quraanka                           | 600,000,000    | 300,000,000    | -300,000,000    | -50.00%  | 0.01%  |
| 2211345: Kharashka Kala-xadaynta Gobalada Iyo Dagmooyinka       | 650,000,000    | 650,000,000    | 0               | 0.00%    | 0.03%  |
| 2211347: Kh.Rarista Documantiga Xisaabaadka                     | 250,000,000    | 250,000,000    | 0               | 0.00%    | 0.01%  |
| 2211348: Sanduqa Aqoonsi Raadinta                               | 15,000,000,000 | 25,000,000,000 | 10,000,000,000  | 66.67%   | 1.22%  |
| 2211350: Kharashka Ilaalinta Macdanta Dalka                     | 500,000,000    | 700,000,000    | 200,000,000     | 40.00%   | 0.03%  |
| 2211351: Kh/Samaynta IT-ga iyo Databaseka                       | 879,120,000    | 729,120,000    | -150,000,000    | -17.06%  | 0.04%  |
| 2211352: Kh/ Diyaarinta, Dib U Habaynta Iyo Faafinta Shuruucda  | 4,692,664,896  | 5,017,310,856  | 324,645,960     | 6.92%    | 0.25%  |
| 2211353: Kh/Diiwaangalinta H. Maguurtada &Guurtada ah           | 400,000,000    | 400,000,000    | 0               | 0.00%    | 0.02%  |
| 2211355: Kh. Waxka qabashada Xaalufka                           | 950,000,000    | 950,000,000    | 0               | 0.00%    | 0.05%  |
| 2211356: Kharashka kormeerka Dugsiyada & Jaamacadaha            | 1,230,000,000  | 1,430,000,000  | 200,000,000     | 16.26%   | 0.07%  |
| 2211357: Kh. Baadhida Alaabta Iyo Cunada                        | 300,000,000    | 336,653,432    | 36,653,432      | 12.22%   | 0.02%  |
| 2211358: Kharashka Sahaminta Shidaalka iyo Biyaha               | 2,100,000,000  | 600,000,000    | -1,500,000,000  | -71.43%  | 0.03%  |
| 2211359: Kh. Maalgashiga iyo H. Ganacsiga                       | 850,000,000    | 750,000,000    | -100,000,000    | -11.76%  | 0.04%  |
| 2211361: Kharashka Banaynta Dhulka Dawlada                      | 400,000,000    |                | -400,000,000    | -100.00% | 0.00%  |
| 2211362: Kh. Xafiiska Agaasinka Waxbarshada Gaarka Loo Leeyahay | 180,000,000    | 250,000,000    | 70,000,000      | 38.89%   | 0.01%  |

| Subhead: Description                                       | 2019           | 2020           | Farqi          | % Farqi  | % Guud |
|--|----------------|----------------|----------------|----------|--------|
| 2211363: Kharashka Xafiisyada Dibada Ee Tvga Qaranka       | 2,527,200,000  | 2,253,560,000  | -273,640,000   | -10.83%  | 0.11%  |
| 2211364: Kh. Xafiiska Ladagaalanka Budhcada Badeeda        | 988,000,000    | 1,088,000,000  | 100,000,000    | 10.12%   | 0.05%  |
| 2211365: Kharsha Xafiiska PFM-Ka                           | 4,200,000,000  | 4,200,000,000  | 0              | 0.00%    | 0.21%  |
| 2211366: Kharashka Baadhista Xasuuqa                       | 600,000,000    | 600,000,000    | 0              | 0.00%    | 0.03%  |
| 2211367: Kharashka Manaahijta                              | 500,000,000    | 500,000,000    | 0              | 0.00%    | 0.02%  |
| 2211368: Lambaradda Gaadiidka Ee Dib U Ibinta.             | 2,000,000,000  | 8,000,000,000  | 6,000,000,000  | 300.00%  | 0.39%  |
| 2211369: Kh/ BarnamijyadaTv-Ga                             | 1,500,000,000  | 1,575,000,000  | 75,000,000     | 5.00%    | 0.08%  |
| 2211370: Kh/ Barnamijyada Idaacada                         | 1,466,000,000  | 1,539,300,000  | 73,300,000     | 5.00%    | 0.08%  |
| 2211371: Kharashka Shaqo-abuurka                           | 300,000,000    | 500,000,000    | 200,000,000    | 66.67%   | 0.02%  |
| 2211374: Kharashka Gudida Farsamo ee Berbera Coridor (JOC) | 500,000,000    | 400,000,000    | -100,000,000   | -20.00%  | 0.02%  |
| 2211375: Kharashka Saadaasha Hawada                        | 465,000,000    | 465,000,000    | 0              | 0.00%    | 0.02%  |
| 2211377: Kharashka libgaynta Qorshaha Qaranka              | 2,500,000,000  | 500,000,000    | -2,000,000,000 | -80.00%  | 0.02%  |
| 2211379: Kh. Horumarinta Astaamaha Qaranka                 | 182,030,000    | 660,000,000    | 477,970,000    | 262.58%  | 0.03%  |
| 2211380: Kh. Dabagalka Iyo Qiimaynta Hayada Caalimiga ah   | 810,000,000    | 1,010,000,000  | 200,000,000    | 24.69%   | 0.05%  |
| 2211381: Kharashka Duulista                                | 1,800,000,000  |                | -1,800,000,000 | -100.00% | 0.00%  |
| 2211382: Kharashka Ciidanka Ilaalada Cashuuraha            | 1,260,000,000  | 1,804,800,000  | 544,800,000    | 43.24%   | 0.09%  |
| 2211383: Kharashka Habaynta Darajada Shaqaalaha            | 200,000,000    | 300,000,000    | 100,000,000    | 50.00%   | 0.01%  |
| 2211384: Kh.Xafiiska Xisaabaadka                           | 300,000,000    | 300,000,000    | 0              | 0.00%    | 0.01%  |
| 2211387: Kharashyadda Yar Yar Ee Xafiisyadda               | 2,751,142,310  | 3,564,621,492  | 813,479,182    | 29.57%   | 0.17%  |
| 2211388: Kharashka Waxsoosaarka iyo Tarminta Dhirta        | 350,000,000    | 420,000,000    | 70,000,000     | 20.00%   | 0.02%  |
| 2211390: Kh. Nashqadaynta Magaalooyinka                    | 1,000,000,000  | 1,558,902,031  | 558,902,031    | 55.89%   | 0.08%  |
| 2211393: Kharashka Tirakoobka                              | 580,000,000    | 715,130,000    | 135,130,000    | 23.30%   | 0.03%  |
| 2211395: Kharashka Hawlaha Xafiska Tv-Ga Qaranka           | 1,041,109,320  | 883,164,786    | -157,944,534   | -15.17%  | 0.04%  |
| 2211396: Kharashka Lama filaanka ah                        | 18,043,995,233 | 18,396,369,233 | 352,374,000    | 1.95%    | 0.90%  |
| 2211397: Kharashka Horumarinta Dastuurka                   | 1,000,000,000  | 1,100,000,000  | 100,000,000    | 10.00%   | 0.05%  |
| 2211398: Kh. Hawlgalka Xidhiidhka goleyaasha               |                | 210,000,000    | 210,000,000    | 100.00%  | 0.01%  |
| 2211399: KH. Diyaarinta shuruucda iyo Siyaasadaha ICT      |                | 220,000,000    | 220,000,000    | 100.00%  | 0.01%  |
| 2211409: Kh. Baadhista hanti dhowrka                       |                | 6,000,000,000  | 6,000,000,000  | 100.00%  | 0.29%  |
| 2220101: Daryeelka Gaadiidka Iyo Mishiinada                | 13,684,589,407 | 15,779,835,174 | 2,095,245,767  | 15.31%   | 0.77%  |
| 2220203: Daryeelka Cisbitaalada Iyo MCH yada               | 356,200,000    | 356,200,000    | 0              | 0.00%    | 0.02%  |
| 2220204: Daryeelka Xafiisyada                              | 3,430,430,825  | 2,976,802,650  | -453,628,175   | -13.22%  | 0.15%  |
| 2220205: Daryeelka Guryaha                                 |                | 270,000,000    | 270,000,000    | 100.00%  | 0.01%  |
| 2220208: Daryeelka Madaarka                                | 100,000,000    | 100,000,000    | 0              | 0.00%    | 0.00%  |
| 2220212: Daryeelka Qalabka Isgaadhsiinta Iyo Boosaha       | 10,000,000     |                | -10,000,000    | -100.00% | 0.00%  |
| 2220214: Daryelka Masaajidada iyo Dug. Diiniga             | 300,000,000    | 297,000,000    | -3,000,000     | -1.00%   | 0.01%  |

| Subhead: Description   | 2019                     | 2020                     | Farqi                  | % Farqi        | % Guud        |
|--|--------------------------|--------------------------|------------------------|----------------|---------------|
| 2220215: Daryeelka Hantida Kale  | 5,880,815,360            | 2,363,149,520            | -3,517,665,840         | -59.82%        | 0.12%         |
| 2220216: Daryeelka School-Lada Iyo Jaamacadaha                         | 3,220,000,000            | 2,652,000,000            | -568,000,000           | -17.64%        | 0.13%         |
| 2510101: Kabka Miisaaniyada  | 6,603,507,884            | 6,154,507,884            | -449,000,000           | -6.80%         | 0.30%         |
| 2510102: Kabka Raashinka   | 463,000,000              | 463,000,000              | 0                      | 0.00%          | 0.02%         |
| 2640101: Kh. Qalin-Jabinta Ardayda Ethiopia.                           | 303,000,000              | 303,000,000              | 0                      | 0.00%          | 0.01%         |
| 2640201: Kharashka Samo-Falka  | 700,000,000              | 700,000,000              | 0                      | 0.00%          | 0.03%         |
| 2640202: Kharashka Barakacayaasha (IDPS)                               | 250,000,000              | 250,000,000              | 0                      | 0.00%          | 0.01%         |
| 2640204: Kharashka H.Qaxoontiga (Refugee)                              | 300,000,000              | 300,000,000              | 0                      | 0.00%          | 0.01%         |
| 3111201: Daryeelka Warshadaha  | 100,000,000              |                          | -100,000,000           | -100.00%       | 0.00%         |
| 3111403: Kharashka Cilmi Baadhista                                     | 2,140,000,000            | 1,870,000,000            | -270,000,000           | -12.62%        | 0.09%         |
| 5210503: Biilasha Taagan.  | 1,500,000,000            | 9,699,600,000            | 8,199,600,000          | 546.64%        | 0.47%         |
| <b>2210000: Miisaaniyada loo qoondeeyey kharashka hawl socodsiinta</b> | <b>463,139,075,825</b>   | <b>535,720,823,610</b>   | <b>72,581,747,785</b>  | <b>15.67%</b>  | <b>26.18%</b> |
| <b>6210000: Kaydka Qaranka</b>   |                          |                          |                        |                |               |
| 6210101: Kaydka qaranka ee lama filaanka ah                            |                          | 5,000,000,000            | 5,000,000,000          | 100.00%        | 0.24%         |
| <b>6210000: Miisaaniyada loo qoondeeyey Kaydka Qaranka</b>             | <b>0</b>                 | <b>5,000,000,000</b>     | <b>5,000,000,000</b>   | <b>100.00%</b> | <b>0.24%</b>  |
| <b>Grand total</b>   | <b>1,782,154,460,000</b> | <b>2,046,000,000,000</b> | <b>263,845,540,000</b> | <b>14.80%</b>  | <b>100%</b>   |

**011: Miisaaniyadda 2020 ee Qasriga Madaxtooyada JSL.**

| <b>Madax</b>                                   | <b>Faahfaahin</b>                      | <b>2019</b>               | <b>2020</b>               | <b>Farqi</b>    | <b>% Farqi</b>      |
|--|--|---------------------------|---------------------------|-----------------|---------------------|
| <b><i>Mushaharka &amp; Gunnooyinka</i></b>     |  |                           |                           |                 |                     |
| 2110203:                                       | Mushaharka Shaqaalaha kale Aan J/Ahayn | 546,000,000               | 546,000,000               | 0               | 0.00%               |
| 2110301:                                       | Gunno Xil                              | 273,000,000               | 273,000,000               | 0               | 0.00%               |
| <b><i>Sub total</i></b>                        |  | <b><i>819,000,000</i></b> | <b><i>819,000,000</i></b> | <b><i>0</i></b> | <b><i>0.00%</i></b> |
| <b><i>Total: Qasriga Madaxtooyada JSL.</i></b> |  | <b><i>819,000,000</i></b> | <b><i>819,000,000</i></b> | <b><i>0</i></b> | <b><i>0.00%</i></b> |



**012: Miisaaniyadda 2020 ee Madax-weyne ku-.Xigeenka JSL.**

| <b>Madax</b>                                       | <b>Faahfaahin</b>                      | <b>2019</b>               | <b>2020</b>               | <b>Farqi</b>    | <b>% Farqi</b>      |
|--|--|---------------------------|---------------------------|-----------------|---------------------|
| <b><i>Mushaharka &amp; Gunnooyinka</i></b>         |  |                           |                           |                 |                     |
| 2110203:   | Mushaharka Shaqaalaha kale Aan J/Ahayn | 390,000,000               | 390,000,000               | 0               | 0.00%               |
| 2110301:   | Gunno Xil                              | 195,000,000               | 195,000,000               | 0               | 0.00%               |
| <b><i>Sub total</i></b>                            |  | <b><i>585,000,000</i></b> | <b><i>585,000,000</i></b> | <b><i>0</i></b> | <b><i>0.00%</i></b> |
| <b><i>Total: Madax-weyne ku-.Xigeenka JSL.</i></b> |  | <b><i>585,000,000</i></b> | <b><i>585,000,000</i></b> | <b><i>0</i></b> | <b><i>0.00%</i></b> |

## 013: Miisaaniyadda 2020 ee Gudida Qaranka ee la dagaalanka HIV/AIDS-KA

| Madax   | Faahfaahin  | 2019                 | 2020                 | Farqi              | % Farqi        |
|---|---|----------------------|----------------------|--------------------|----------------|
| <b>Mushaharka &amp; Gunnooyinka</b>                             |   |                      |                      |                    |                |
| 2110101:  | Mushaharka Shaqaalaha Joojtada Ah                   | 426,295,584          | 446,311,008          | 20,015,424         | 4.70%          |
| 2110203:  | Mushaharka Shaqaalaha kale Aan J/Ahayn              | 324,000,000          | 324,000,000          | 0                  | 0.00%          |
| 2110301:  | Gunno Xil   | 198,000,000          | 198,000,000          | 0                  | 0.00%          |
| 2110303:  | Gunno Hawleed                                       | 598,560,000          | 608,160,000          | 9,600,000          | 1.60%          |
| 2110306:  | Gunno Ilaalo  | 19,400,000           | 19,400,000           | 0                  | 0.00%          |
| 2110308:  | Gunno Ciideed                                       |                      | 9,298,146            | 9,298,146          | 100.00%        |
| <b>Sub total</b>  |   | <b>1,566,255,584</b> | <b>1,605,169,154</b> | <b>38,913,570</b>  | <b>2.48%</b>   |
| <b>Adeega Nalka &amp; Biyaha</b>                                |   |                      |                      |                    |                |
| 2210101:  | Isticmaalka Nalka                                   | 10,000,000           | 20,000,000           | 10,000,000         | 100.00%        |
| 2210102:  | IsticmaalkaBiyaha                                   | 15,000,000           | 18,162,607           | 3,162,607          | 21.08%         |
| <b>Sub total</b>  |   | <b>25,000,000</b>    | <b>38,162,607</b>    | <b>13,162,607</b>  | <b>52.65%</b>  |
| <b>Isgaadhsiinta</b>  |   |                      |                      |                    |                |
| 2210201:  | Isticmaalka Boosaha & Isgaadhsiinta.                | 50,000,000           | 50,000,000           | 0                  | 0.00%          |
| <b>Sub total</b>  |   | <b>50,000,000</b>    | <b>50,000,000</b>    | <b>0</b>           | <b>0.00%</b>   |
| <b>Kharashka Safarada Gudaha</b>                                |   |                      |                      |                    |                |
| 2210301:  | Noolka, sahayda iyo habeen dhaxyada safarada Gudaha | 26,000,000           | 26,000,000           | 0                  | 0.00%          |
| <b>Sub total</b>  |   | <b>26,000,000</b>    | <b>26,000,000</b>    | <b>0</b>           | <b>0.00%</b>   |
| <b>Kharashka Daabacaadaha, Xayaysiisyada &amp; Wacyigelinta</b> |   |                      |                      |                    |                |
| 2210503:  | Wargeysyadda & Bugaagta.                            | 7,752,140            | 7,752,140            | 0                  | 0.00%          |
| 2210504:  | Kharashka Wacyigelinta                              | 448,000,000          | 600,000,000          | 152,000,000        | 33.93%         |
| <b>Sub total</b>  |   | <b>455,752,140</b>   | <b>607,752,140</b>   | <b>152,000,000</b> | <b>33.35%</b>  |
| <b>Kharashak Kirada Hantida</b>                                 |   |                      |                      |                    |                |
| 2210603:  | Ijaarka Xafiisyada                                  |                      | 100,000,000          | 100,000,000        | 100.00%        |
| <b>Sub total</b>  |   | <b>0</b>             | <b>100,000,000</b>   | <b>100,000,000</b> | <b>100.00%</b> |
| <b>Kharashka Maamuuska &amp; Martiqaadyada</b>                  |   |                      |                      |                    |                |
| 2210802:  | Martiqaadyada & Munaasibadaha                       | 32,500,000           | 32,500,000           | 0                  | 0.00%          |
| 2210807:  | Kh. Dhiiri-Gelinta & Abaalmarinta.                  | 8,881,158            |                      | -8,881,158         | -100.00%       |
| <b>Sub total</b>  |   | <b>41,381,158</b>    | <b>32,500,000</b>    | <b>-8,881,158</b>  | <b>-21.46%</b> |
| <b>Kharashka Isticmaalka Alaabta Hawsha.</b>                    |   |                      |                      |                    |                |
| 2211015:  | Rashinka Iyo Wixii Soo Raaca                        | 200,000,000          | 400,000,000          | 200,000,000        | 100.00%        |
| <b>Sub total</b>  |   | <b>200,000,000</b>   | <b>400,000,000</b>   | <b>200,000,000</b> | <b>100.00%</b> |
| <b>Alaabta Xafiisyada</b>                                       |   |                      |                      |                    |                |
| 2211101:  | Alaabta Xafiisyadda (Stationery).                   | 40,000,000           | 40,000,000           | 0                  | 0.00%          |
| <b>Sub total</b>  |   | <b>40,000,000</b>    | <b>40,000,000</b>    | <b>0</b>           | <b>0.00%</b>   |
| <b>Kharashka Shiidaalka &amp; Saliidaha</b>                     |   |                      |                      |                    |                |
| 2211201:  | Batrootka, Naafatadda & Saliidaha.                  | 200,000,000          | 240,000,000          | 40,000,000         | 20.00%         |
| <b>Sub total</b>  |   | <b>200,000,000</b>   | <b>240,000,000</b>   | <b>40,000,000</b>  | <b>20.00%</b>  |
| <b>Kharashaadka kale ee Hawl socodsiinta</b>                    |   |                      |                      |                    |                |
| 2211387:  | Kharashyadda Yar Yar Ee Xafiisyadda                 | 34,000,000           | 34,000,000           | 0                  | 0.00%          |
| <b>Sub total</b>  |   | <b>34,000,000</b>    | <b>34,000,000</b>    | <b>0</b>           | <b>0.00%</b>   |
| <b>Daryeelka Gaadiidka</b>                                      |   |                      |                      |                    |                |

**013: Miisaaniyadda 2020 ee Gudida Qaranka ee la dagaalanka HIV/AIDS-KA**

|   |                      |                      |                    |                 |
|---|----------------------|----------------------|--------------------|-----------------|
| 2220101: Daryeelka Gaadiidka Iyo Mishiinada               | 45,000,000           | 47,250,000           | 2,250,000          | 5.00%           |
| <b>Sub total</b>  | <b>45,000,000</b>    | <b>47,250,000</b>    | <b>2,250,000</b>   | <b>5.00%</b>    |
| <b>Daryeelka Hantida kale</b>                             |                      |                      |                    |                 |
| 2220204: Daryeelka Xafiisyada                             | 40,000,000           |                      | -40,000,000        | -100.00%        |
| <b>Sub total</b>  | <b>40,000,000</b>    | <b>0</b>             | <b>-40,000,000</b> | <b>-100.00%</b> |
| <b>libsiga Gaadiidka</b>                                  |                      |                      |                    |                 |
| 3110701: libsiga Gaadiidka & Mishiinada                   |                      | 60,000,000           | 60,000,000         | 100.00%         |
| <b>Sub total</b>  | <b>0</b>             | <b>60,000,000</b>    | <b>60,000,000</b>  | <b>100.00%</b>  |
| <b>Total: Gudida Qaranka ee la dagaalanka HIV/AIDS-KA</b> | <b>2,723,388,882</b> | <b>3,280,833,901</b> | <b>557,445,019</b> | <b>20.47%</b>   |

## 021: Miisaaniyadda 2020 ee Golaha Guurtida JSL.

| Madax   | Faahfaahin  | 2019                  | 2020                  | Farqi                | % Farqi        |
|---|---|-----------------------|-----------------------|----------------------|----------------|
| <b>Mushaharka &amp; Gunnooyinka</b>                             |   |                       |                       |                      |                |
| 2110101:  | Mushaharka Shaqaalaha Joogtada Ah                                   | 852,096,960           | 847,196,064           | -4,900,896           | -0.58%         |
| 2110105:  | Mushaharka Shaqaalaha Joogtada Ah<br>(Xildhibaanada Sharci Dajinta) | 7,273,500,000         | 7,273,500,000         | 0                    | 0.00%          |
| 2110203:  | Mushaharka Shaqaalaha kale Aan J/Ahayn                              | 568,032,000           | 799,008,000           | 230,976,000          | 40.66%         |
| 2110301:  | Gunno Xil   | 2,226,600,000         | 2,265,000,000         | 38,400,000           | 1.72%          |
| 2110303:  | Gunno Hawleed   | 16,183,528,000        | 17,183,878,082        | 1,000,350,082        | 6.18%          |
| 2110308:  | Gunno Ciideed   |                       | 17,649,918            | 17,649,918           | 100.00%        |
| <b>Sub total</b>  |   | <b>27,103,756,960</b> | <b>28,386,232,064</b> | <b>1,282,475,104</b> | <b>4.73%</b>   |
| <b>Adeega Nalka &amp; Biyaha</b>                                |   |                       |                       |                      |                |
| 2210101:  | Isticmaalka Nalka   | 100,000,000           | 200,000,000           | 100,000,000          | 100.00%        |
| 2210102:  | IsticmaalkaBiyaha   | 35,000,000            | 35,000,000            | 0                    | 0.00%          |
| <b>Sub total</b>  |   | <b>135,000,000</b>    | <b>235,000,000</b>    | <b>100,000,000</b>   | <b>74.07%</b>  |
| <b>Isgaadhsiinta</b>  |   |                       |                       |                      |                |
| 2210201:  | Isticmaalka Boosaha & Isgaadhsiinta.                                | 200,000,000           | 230,000,000           | 30,000,000           | 15.00%         |
| <b>Sub total</b>  |   | <b>200,000,000</b>    | <b>230,000,000</b>    | <b>30,000,000</b>    | <b>15.00%</b>  |
| <b>Kharashka Safarada Gudaha</b>                                |   |                       |                       |                      |                |
| 2210301:  | Noolka, sahayda iyo habeen dhaxyada<br>safarada Gudaha              | 210,000,000           | 310,000,000           | 100,000,000          | 47.62%         |
| <b>Sub total</b>  |   | <b>210,000,000</b>    | <b>310,000,000</b>    | <b>100,000,000</b>   | <b>47.62%</b>  |
| <b>Kharashka Safarada Debadda</b>                               |   |                       |                       |                      |                |
| 2210401:  | Noolka, sahayda iyo habeen dhaxyada<br>Safarada Dibadda.            | 304,000,000           | 404,000,000           | 100,000,000          | 32.89%         |
| <b>Sub total</b>  |   | <b>304,000,000</b>    | <b>404,000,000</b>    | <b>100,000,000</b>   | <b>32.89%</b>  |
| <b>Kharashka Daabacaadaha, Xayaysiisyada &amp; Wacyigelinta</b> |   |                       |                       |                      |                |
| 2210503:  | Wargeysyadda & Bugaagta.  | 20,000,000            | 20,000,000            | 0                    | 0.00%          |
| <b>Sub total</b>  |   | <b>20,000,000</b>     | <b>20,000,000</b>     | <b>0</b>             | <b>0.00%</b>   |
| <b>Kharashak Kirada Hantida</b>                                 |   |                       |                       |                      |                |
| 2210602:  | Ijaarka Guryaha.  | 150,000,000           | 150,000,000           | 0                    | 0.00%          |
| <b>Sub total</b>  |   | <b>150,000,000</b>    | <b>150,000,000</b>    | <b>0</b>             | <b>0.00%</b>   |
| <b>Kharashka Maamuuska &amp; Martiqaadyada</b>                  |   |                       |                       |                      |                |
| 2210802:  | Martiqaadyada & Munaasibadaha                                       | 70,000,000            | 70,000,000            | 0                    | 0.00%          |
| 2210807:  | Kh. Dhiiri-Gelinta & Abaalmarinta.                                  | 817,752,020           |                       | -817,752,020         | -100.00%       |
| 2210808:  | Kharashka Nabadaynta  | 2,150,000,000         | 2,369,000,000         | 219,000,000          | 10.19%         |
| <b>Sub total</b>  |   | <b>3,037,752,020</b>  | <b>2,439,000,000</b>  | <b>-598,752,020</b>  | <b>-19.71%</b> |
| <b>Alaabta Xafiisyada</b>                                       |   |                       |                       |                      |                |
| 2211101:  | Alaabta Xafiisyadda (Stationery).                                   | 100,000,000           | 200,000,000           | 100,000,000          | 100.00%        |
| <b>Sub total</b>  |   | <b>100,000,000</b>    | <b>200,000,000</b>    | <b>100,000,000</b>   | <b>100.00%</b> |
| <b>Kharashka Shiidaalka &amp; Saliidaha</b>                     |   |                       |                       |                      |                |
| 2211201:  | Batrootka, Naafatadda & Saliidaha.                                  | 550,000,000           | 650,000,000           | 100,000,000          | 18.18%         |
| <b>Sub total</b>  |   | <b>550,000,000</b>    | <b>650,000,000</b>    | <b>100,000,000</b>   | <b>18.18%</b>  |
| <b>Kharashaadka kale ee Hawl socodsiinta</b>                    |   |                       |                       |                      |                |
| 2211341:  | Barmaamijyada Hawlaha Shaqada                                       | 560,000,000           |                       | -560,000,000         | -100.00%       |
| 2211342:  | Kharashka Gaar Ah   | 419,000,000           |                       | -419,000,000         | -100.00%       |

## 021: Miisaaniyadda 2020 ee Golaha Guurtida JSL.

|  |                       |                       |                     |                 |
|--|-----------------------|-----------------------|---------------------|-----------------|
| 2211352: Kh/ Diyaarinta, Dib U Habaynta Iyo Faafinta Shuruucda |                       | 389,600,000           | 389,600,000         | 100.00%         |
| 2211387: Kharashyadda Yar Yar Ee Xafiisyadda                   | 40,000,000            | 40,000,000            | 0                   | 0.00%           |
| <b>Sub total</b>   | <b>1,019,000,000</b>  | <b>429,600,000</b>    | <b>-589,400,000</b> | <b>-57.84%</b>  |
| <b>Daryeelka Gaadiidka</b>                                     |                       |                       |                     |                 |
| 2220101: Daryeelka Gaadiidka Iyo Mishiinada                    | 150,000,000           | 157,500,000           | 7,500,000           | 5.00%           |
| <b>Sub total</b>   | <b>150,000,000</b>    | <b>157,500,000</b>    | <b>7,500,000</b>    | <b>5.00%</b>    |
| <b>Daryeelka Hantida kale</b>                                  |                       |                       |                     |                 |
| 2220204: Daryeelka Xafiisyada                                  | 50,000,000            | 50,000,000            | 0                   | 0.00%           |
| <b>Sub total</b>   | <b>50,000,000</b>     | <b>50,000,000</b>     | <b>0</b>            | <b>0.00%</b>    |
| <b>libsiga Gaadiidka</b>                                       |                       |                       |                     |                 |
| 3110701: libsiga Gaadiidka & Mishiinada                        | 200,000,000           |                       | -200,000,000        | -100.00%        |
| <b>Sub total</b>   | <b>200,000,000</b>    | <b>0</b>              | <b>-200,000,000</b> | <b>-100.00%</b> |
| <b>libsiga Qalabka kala duwan ee xafiisyada</b>                |                       |                       |                     |                 |
| 3111002: libsiga Qalabka Xafiisyada                            | 50,000,000            | 50,000,000            | 0                   | 0.00%           |
| <b>Sub total</b>   | <b>50,000,000</b>     | <b>50,000,000</b>     | <b>0</b>            | <b>0.00%</b>    |
| <b>Daymaha Qaranka</b>   |                       |                       |                     |                 |
| 5210503: Biilasha Taagan.                                      |                       | 300,000,000           | 300,000,000         | 100.00%         |
| <b>Sub total</b>   |                       | <b>300,000,000</b>    | <b>300,000,000</b>  | <b>100.00%</b>  |
| <b>Total: Golaha Guurtida JSL.</b>                             | <b>33,279,508,980</b> | <b>34,011,332,064</b> | <b>731,823,084</b>  | <b>2.20%</b>    |

### 031: Miisaaniyadda 2020 ee Golaha Wakiilada JSL.

| Madax   | Faahfaahin  | 2019                  | 2020                  | Farqi                 | % Farqi        |
|---|---|-----------------------|-----------------------|-----------------------|----------------|
| <b>Mushaharka &amp; Gunnooyinka</b>                             |   |                       |                       |                       |                |
| 2110101:  | Mushaharka Shaqaalaha Joogtada Ah                                   | 1,570,716,576         | 1,630,392,192         | 59,675,616            | 3.80%          |
| 2110105:  | Mushaharka Shaqaalaha Joogtada Ah<br>(Xildhibaanada Sharci Dajinta) | 6,396,000,000         | 6,396,000,000         | 0                     | 0.00%          |
| 2110203:  | Mushaharka Shaqaalaha kale Aan J/Ahayn                              | 449,209,600           | 1,143,574,016         | 694,364,416           | 154.57%        |
| 2110301:  | Gunno Xil   | 2,846,100,000         | 2,902,500,000         | 56,400,000            | 1.98%          |
| 2110303:  | Gunno Hawleed   | 13,359,528,000        | 15,476,764,466        | 2,117,236,466         | 15.85%         |
| 2110306:  | Gunno Ilaalo  | 350,000,000           | 350,000,000           | 0                     | 0.00%          |
| 2110308:  | Gunno Ciideed   |                       | 33,966,504            | 33,966,504            | 100.00%        |
| <b>Sub total</b>  |   | <b>24,971,554,176</b> | <b>27,933,197,178</b> | <b>2,961,643,002</b>  | <b>11.86%</b>  |
| <b>Kharashka Adeega Shaqaalaha.</b>                             |   |                       |                       |                       |                |
| 2120104:  | Liiltirka   |                       | 40,000,000            | 40,000,000            | 100.00%        |
| <b>Sub total</b>  |   |                       | <b>40,000,000</b>     | <b>40,000,000</b>     | <b>100.00%</b> |
| <b>Adeega Nalka &amp; Biyaha</b>                                |   |                       |                       |                       |                |
| 2210101:  | Isticmaalka Nalka   | 100,000,000           | 110,000,000           | 10,000,000            | 10.00%         |
| 2210102:  | IsticmaalkaBiyaha   | 70,000,000            | 70,000,000            | 0                     | 0.00%          |
| <b>Sub total</b>  |   | <b>170,000,000</b>    | <b>180,000,000</b>    | <b>10,000,000</b>     | <b>5.88%</b>   |
| <b>Isgaadhsiinta</b>  |   |                       |                       |                       |                |
| 2210201:  | Isticmaalka Boosaha & Isgaadhsiinta.                                | 250,000,000           | 250,000,000           | 0                     | 0.00%          |
| <b>Sub total</b>  |   | <b>250,000,000</b>    | <b>250,000,000</b>    | <b>0</b>              | <b>0.00%</b>   |
| <b>Kharashka Safarada Gudaha</b>                                |   |                       |                       |                       |                |
| 2210301:  | Noolka, sahayda iyo habeen dhaxyada<br>safarada Gudaha              | 750,000,000           | 750,000,000           | 0                     | 0.00%          |
| <b>Sub total</b>  |   | <b>750,000,000</b>    | <b>750,000,000</b>    | <b>0</b>              | <b>0.00%</b>   |
| <b>Kharashka Safarada Debadda</b>                               |   |                       |                       |                       |                |
| 2210401:  | Noolka, sahayda iyo habeen dhaxyada<br>Safarada Dibadda.            | 850,000,000           | 1,150,000,000         | 300,000,000           | 35.29%         |
| <b>Sub total</b>  |   | <b>850,000,000</b>    | <b>1,150,000,000</b>  | <b>300,000,000</b>    | <b>35.29%</b>  |
| <b>Kharashka Daabacaadaha, Xayaysiisyada &amp; Wacyigelinta</b> |   |                       |                       |                       |                |
| 2210503:  | Wargeysiyadda & Bugaagta.   | 200,000,000           | 300,000,000           | 100,000,000           | 50.00%         |
| <b>Sub total</b>  |   | <b>200,000,000</b>    | <b>300,000,000</b>    | <b>100,000,000</b>    | <b>50.00%</b>  |
| <b>Kharashak Kirada Hantida</b>                                 |   |                       |                       |                       |                |
| 2210601:  | Ijaarka Gaadiidka,  | 100,000,000           | 100,000,000           | 0                     | 0.00%          |
| 2210602:  | Ijaarka Guryaha.  | 320,700,000           | 335,700,000           | 15,000,000            | 4.68%          |
| <b>Sub total</b>  |   | <b>420,700,000</b>    | <b>435,700,000</b>    | <b>15,000,000</b>     | <b>3.57%</b>   |
| <b>Kharashka Maamuuska &amp; Martiqaadyada</b>                  |   |                       |                       |                       |                |
| 2210802:  | Martiqaadyada & Munaasibadaha                                       | 250,000,000           | 250,000,000           | 0                     | 0.00%          |
| 2210807:  | Kh. Dhiiri-Gelinta & Abaalmarinta.                                  | 2,126,923,262         |                       | -2,126,923,262        | -100.00%       |
| <b>Sub total</b>  |   | <b>2,376,923,262</b>  | <b>250,000,000</b>    | <b>-2,126,923,262</b> | <b>-89.48%</b> |
| <b>Alaabta Xafiisyada</b>                                       |   |                       |                       |                       |                |
| 2211101:  | Alaabta Xafiisyadda (Stationery).                                   | 200,000,000           | 200,000,000           | 0                     | 0.00%          |
| <b>Sub total</b>  |   | <b>200,000,000</b>    | <b>200,000,000</b>    | <b>0</b>              | <b>0.00%</b>   |
| <b>Kharashka Shiidaalka &amp; Saliidaha</b>                     |   |                       |                       |                       |                |
| 2211201:  | Batrootka, Naafatadda & Saliidaha.                                  | 450,000,000           | 450,000,000           | 0                     | 0.00%          |

### 031: Miisaaniyadda 2020 ee Golaha Wakiilada JSL.

|  |                       |                       |                       |                 |
|--|-----------------------|-----------------------|-----------------------|-----------------|
| <b>Sub total</b>                                   | <b>450,000,000</b>    | <b>450,000,000</b>    | <b>0</b>              | <b>0.00%</b>    |
| <b>Kharashaadka kale ee Hawl socodsiinta</b>       |                       |                       |                       |                 |
| 2211338: Kh/ Bilicda Xafiisyada &Guryaha.          | 50,000,000            | 350,000,000           | 300,000,000           | 600.00%         |
| 2211341: Barmaamijyada Hawlaha Shaqada             | 1,500,000,000         |                       | -1,500,000,000        | -100.00%        |
| 2211342: Kharashka Gaar Ah                         | 680,000,000           | 2,080,000,000         | 1,400,000,000         | 205.88%         |
| 2211348: Sanduqa Aqoonsi Raadinta                  |                       | 1,500,000,000         | 1,500,000,000         | 100.00%         |
| 2211387: Kharashyadda Yar Yar Ee Xafiisyadda       | 200,000,000           | 200,000,000           | 0                     | 0.00%           |
| <b>Sub total</b>                                   | <b>2,430,000,000</b>  | <b>4,130,000,000</b>  | <b>1,700,000,000</b>  | <b>69.96%</b>   |
| <b>Daryeelka Gaadiidka</b>                         |                       |                       |                       |                 |
| 2220101: Daryeelka Gaadiidka Iyo Mishiinada        | 350,000,000           | 400,000,000           | 50,000,000            | 14.29%          |
| <b>Sub total</b>                                   | <b>350,000,000</b>    | <b>400,000,000</b>    | <b>50,000,000</b>     | <b>14.29%</b>   |
| <b>Daryeelka Hantida kale</b>                      |                       |                       |                       |                 |
| 2220204: Daryeelka Xafiisyada                      | 200,000,000           | 100,000,000           | -100,000,000          | -50.00%         |
| <b>Sub total</b>                                   | <b>200,000,000</b>    | <b>100,000,000</b>    | <b>-100,000,000</b>   | <b>-50.00%</b>  |
| <b>Dhismayaasha</b>                                |                       |                       |                       |                 |
| 3110201: Dhismayaasha Guryaha Ladago               | 1,500,000,000         |                       | -1,500,000,000        | -100.00%        |
| <b>Sub total</b>                                   | <b>1,500,000,000</b>  | <b>0</b>              | <b>-1,500,000,000</b> | <b>-100.00%</b> |
| <b>libsiga Gaadiidka</b>                           |                       |                       |                       |                 |
| 3110701: libsiga Gaadiidka & Mishiinada            | 333,000,000           | 70,000,000            | -263,000,000          | -78.98%         |
| <b>Sub total</b>                                   | <b>333,000,000</b>    | <b>70,000,000</b>     | <b>-263,000,000</b>   | <b>-78.98%</b>  |
| <b>libsiga Qalabka kala duwan ee xafiisyada</b>    |                       |                       |                       |                 |
| 3111002: libsiga Qalabka Xafiisyada                | 50,000,000            | 150,000,000           | 100,000,000           | 200.00%         |
| 3111010: libsiga Qalabka Nalka Iyo Biyaha          | 25,000,000            | 25,000,000            | 0                     | 0.00%           |
| <b>Sub total</b>                                   | <b>75,000,000</b>     | <b>175,000,000</b>    | <b>100,000,000</b>    | <b>133.33%</b>  |
| <b>libsiga Qalabka kale</b>                        |                       |                       |                       |                 |
| 3111111: libsiga Qalabka Boosaha & Isgaadhsiinta.  | 250,000,000           | 250,000,000           | 0                     | 0.00%           |
| <b>Sub total</b>                                   | <b>250,000,000</b>    | <b>250,000,000</b>    | <b>0</b>              | <b>0.00%</b>    |
| <b>Kharashka Cilmi Baadhista &amp; Daraasadaha</b> |                       |                       |                       |                 |
| 3111403: Kharashka Cilmi Baadhista                 | 400,000,000           |                       | -400,000,000          | -100.00%        |
| <b>Sub total</b>                                   | <b>400,000,000</b>    | <b>0</b>              | <b>-400,000,000</b>   | <b>-100.00%</b> |
| <b>Daymaha Qaranka</b>                             |                       |                       |                       |                 |
| 5210503: Biilasha Taagan.                          |                       | 300,000,000           | 300,000,000           | 100.00%         |
| <b>Sub total</b>                                   |                       | <b>300,000,000</b>    | <b>300,000,000</b>    | <b>100.00%</b>  |
| <b>Total: Golaha Wakiilada JSL.</b>                | <b>36,177,177,438</b> | <b>37,363,897,178</b> | <b>1,186,719,740</b>  | <b>3.28%</b>    |

## 041: Miisaaniyadda 2020 ee Maxkamadda Sare.

| Madax   | Faahfaahin  | 2019                 | 2020                 | Farqi              | % Farqi        |
|---|---|----------------------|----------------------|--------------------|----------------|
| <b>Mushaharka &amp; Gunnooyinka</b>                             |   |                      |                      |                    |                |
| 2110102:  | Mushaharka Shaqaalaha Joogtada Ah ( Shaqaalaha Garsoorka) | 764,045,568          | 828,622,080          | 64,576,512         | 8.45%          |
| 2110203:  | Mushaharka Shaqaalaha kale Aan J/Ahayn                    | 1,699,800,000        | 1,699,800,000        | 0                  | 0.00%          |
| 2110301:  | Gunno Xil   | 1,275,300,000        | 1,275,300,000        | 0                  | 0.00%          |
| 2110303:  | Gunno Hawleed   | 1,533,600,000        | 1,634,400,000        | 100,800,000        | 6.57%          |
| 2110306:  | Gunno Ilaalo  | 180,000,000          | 180,000,000          | 0                  | 0.00%          |
| 2110308:  | Gunno Ciideed   |                      | 17,262,960           | 17,262,960         | 100.00%        |
| <b>Sub total</b>  |   | <b>5,452,745,568</b> | <b>5,635,385,040</b> | <b>182,639,472</b> | <b>3.35%</b>   |
| <b>Adeega Nalka &amp; Biyaha</b>                                |   |                      |                      |                    |                |
| 2210101:  | Isticmaalka Nalka   | 100,000,000          | 100,000,000          | 0                  | 0.00%          |
| 2210102:  | IsticmaalkaBiyaha   | 20,000,000           | 20,000,000           | 0                  | 0.00%          |
| <b>Sub total</b>  |   | <b>120,000,000</b>   | <b>120,000,000</b>   | <b>0</b>           | <b>0.00%</b>   |
| <b>Isgaadhsiinta</b>  |   |                      |                      |                    |                |
| 2210201:  | Isticmaalka Boosaha & Isgaadhsiinta.                      | 150,000,000          | 150,000,000          | 0                  | 0.00%          |
| <b>Sub total</b>  |   | <b>150,000,000</b>   | <b>150,000,000</b>   | <b>0</b>           | <b>0.00%</b>   |
| <b>Kharashka Safarada Gudaha</b>                                |   |                      |                      |                    |                |
| 2210301:  | Noolka, sahayda iyo habeen dhaxyada safarada Gudaha       | 400,000,000          | 500,000,000          | 100,000,000        | 25.00%         |
| <b>Sub total</b>  |   | <b>400,000,000</b>   | <b>500,000,000</b>   | <b>100,000,000</b> | <b>25.00%</b>  |
| <b>Kharashka Daabacaadaha, Xayaysiisyada &amp; Wacyigelinta</b> |   |                      |                      |                    |                |
| 2210503:  | Wargeysyadda & Bugaagta.                                  | 14,200,000           | 14,200,000           | 0                  | 0.00%          |
| <b>Sub total</b>  |   | <b>14,200,000</b>    | <b>14,200,000</b>    | <b>0</b>           | <b>0.00%</b>   |
| <b>Kharashka Tababarada</b>                                     |   |                      |                      |                    |                |
| 2210714:  | Tababarka & Imtixaanadda.                                 | 100,000,000          | 150,000,000          | 50,000,000         | 50.00%         |
| <b>Sub total</b>  |   | <b>100,000,000</b>   | <b>150,000,000</b>   | <b>50,000,000</b>  | <b>50.00%</b>  |
| <b>Kharashka Maamuuska &amp; Martiqaadyada</b>                  |   |                      |                      |                    |                |
| 2210802:  | Martiqaadyada & Munaasibadaha                             | 20,000,000           | 50,000,000           | 30,000,000         | 150.00%        |
| 2210807:  | Kh. Dhiiri-Gelinta & Abaalmarinta.                        | 15,917,616           |                      | -15,917,616        | -100.00%       |
| <b>Sub total</b>  |   | <b>35,917,616</b>    | <b>50,000,000</b>    | <b>14,082,384</b>  | <b>39.21%</b>  |
| <b>Kharashka Isticmaalka Alaabta Hawsha.</b>                    |   |                      |                      |                    |                |
| 2211016:  | Dharka & Dirayska.  | 32,000,000           | 32,000,000           | 0                  | 0.00%          |
| <b>Sub total</b>  |   | <b>32,000,000</b>    | <b>32,000,000</b>    | <b>0</b>           | <b>0.00%</b>   |
| <b>Alaabta Xafiisyada</b>                                       |   |                      |                      |                    |                |
| 2211101:  | Alaabta Xafiisyadda (Stationery).                         | 61,000,000           | 124,435,000          | 63,435,000         | 103.99%        |
| <b>Sub total</b>  |   | <b>61,000,000</b>    | <b>124,435,000</b>   | <b>63,435,000</b>  | <b>103.99%</b> |
| <b>Kharashka Shiidaalka &amp; Saliidaha</b>                     |   |                      |                      |                    |                |
| 2211201:  | Batrootka, Naafatadda & Saliidaha.                        | 500,000,000          | 500,000,000          | 0                  | 0.00%          |
| <b>Sub total</b>  |   | <b>500,000,000</b>   | <b>500,000,000</b>   | <b>0</b>           | <b>0.00%</b>   |
| <b>Kharashaadka kale ee Hawl socodsiinta</b>                    |   |                      |                      |                    |                |
| 2211325:  | Kh/Markhatiyada iyo Danbi Baadhista                       | 10,500,000           | 10,500,000           | 0                  | 0.00%          |
| 2211327:  | Kharashka Qareenka Saboolka                               | 51,000,000           | 51,000,000           | 0                  | 0.00%          |
| 2211387:  | Kharashyadda Yar Yar Ee Xafiisyadda                       | 10,000,000           | 20,000,000           | 10,000,000         | 100.00%        |
| <b>Sub total</b>  |   | <b>71,500,000</b>    | <b>81,500,000</b>    | <b>10,000,000</b>  | <b>13.99%</b>  |



**041: Miisaaniyadda 2020 ee Maxkamadda Sare.*****Daryeelka Gaadiidka***

|   |                    |                    |                   |               |
|---|--------------------|--------------------|-------------------|---------------|
| 2220101: Daryeelka Gaadiidka Iyo Mishiinada | 100,000,000        | 155,000,000        | 55,000,000        | 55.00%        |
| <b>Sub total</b>                            | <b>100,000,000</b> | <b>155,000,000</b> | <b>55,000,000</b> | <b>55.00%</b> |

***Daryeelka Hantida kale***

|                                |                      |                      |                    |                |
|--------------------------------|----------------------|----------------------|--------------------|----------------|
| 2220204: Daryeelka Xafiisyada  | 7,000,000            | 5,000,000            | -2,000,000         | -28.57%        |
| <b>Sub total</b>               | <b>7,000,000</b>     | <b>5,000,000</b>     | <b>-2,000,000</b>  | <b>-28.57%</b> |
| <b>Total: Maxkamadda Sare.</b> | <b>7,044,363,184</b> | <b>7,517,520,040</b> | <b>473,156,856</b> | <b>6.72%</b>   |

## 051: Miisaaniyadda 2020 ee Xeer Ilaalinta Guud ee Qaranka.

| Madax   | Faahfaahin  | 2019                 | 2020                 | Farqi              | % Farqi        |
|---|---|----------------------|----------------------|--------------------|----------------|
| <b>Mushaharka &amp; Gunnooyinka</b>                             |   |                      |                      |                    |                |
| 2110101:  | Mushaharka Shaqaalaha Joogtada Ah                     | 1,642,994,496        | 1,668,322,656        | 25,328,160         | 1.54%          |
| 2110203:  | Mushaharka Shaqaalaha kale Aan J/Ahayn                | 536,760,000          | 536,760,000          | 0                  | 0.00%          |
| 2110301:  | Gunno Xil   | 2,956,392,000        | 3,659,490,000        | 703,098,000        | 23.78%         |
| 2110302:  | Gunno Xagaayeed/Geedfuul                              | 86,400,000           | 86,400,000           | 0                  | 0.00%          |
| 2110303:  | Gunno Hawleed   | 1,738,992,000        | 1,862,400,000        | 123,408,000        | 7.10%          |
| 2110306:  | Gunno Ilaalo  | 20,000,000           | 20,000,000           | 0                  | 0.00%          |
| 2110308:  | Gunno Ciideed   |                      | 34,756,722           | 34,756,722         | 100.00%        |
| <b>Sub total</b>  |   | <b>6,981,538,496</b> | <b>7,868,129,378</b> | <b>886,590,882</b> | <b>12.70%</b>  |
| <b>Adeega Nalka &amp; Biyaha</b>                                |   |                      |                      |                    |                |
| 2210101:  | Isticmaalka Nalka                                     | 70,000,000           | 70,000,000           | 0                  | 0.00%          |
| 2210102:  | IsticmaalkaBiyaha                                     | 50,000,000           | 50,000,000           | 0                  | 0.00%          |
| <b>Sub total</b>  |   | <b>120,000,000</b>   | <b>120,000,000</b>   | <b>0</b>           | <b>0.00%</b>   |
| <b>Isgaadhsiinta</b>  |   |                      |                      |                    |                |
| 2210201:  | Isticmaalka Boosaha & Isgaadhsiinta.                  | 65,000,000           | 65,000,000           | 0                  | 0.00%          |
| <b>Sub total</b>  |   | <b>65,000,000</b>    | <b>65,000,000</b>    | <b>0</b>           | <b>0.00%</b>   |
| <b>Kharashka Safarada Gudaha</b>                                |   |                      |                      |                    |                |
| 2210301:  | Noolka, sahayda iyo habeen dhaxyada safarada Gudaha   | 140,000,000          | 200,000,000          | 60,000,000         | 42.86%         |
| <b>Sub total</b>  |   | <b>140,000,000</b>   | <b>200,000,000</b>   | <b>60,000,000</b>  | <b>42.86%</b>  |
| <b>Kharashka Safarada Debadda</b>                               |   |                      |                      |                    |                |
| 2210401:  | Noolka, sahayda iyo habeen dhaxyada Safarada Dibadda. |                      | 100,000,000          | 100,000,000        | 100.00%        |
| <b>Sub total</b>  |   |                      | <b>100,000,000</b>   | <b>100,000,000</b> | <b>100.00%</b> |
| <b>Kharashka Daabacaadaha, Xayaysiisyada &amp; Wacyigelinta</b> |   |                      |                      |                    |                |
| 2210503:  | Wargeysiyadda & Bugaagta.                             | 3,000,000            | 3,000,000            | 0                  | 0.00%          |
| <b>Sub total</b>  |   | <b>3,000,000</b>     | <b>3,000,000</b>     | <b>0</b>           | <b>0.00%</b>   |
| <b>Kharashka Maamuuska &amp; Martiqaadyada</b>                  |   |                      |                      |                    |                |
| 2210802:  | Martiqaadyada & Munaasibadaha                         | 25,000,000           | 25,000,000           | 0                  | 0.00%          |
| 2210807:  | Kh. Dhiiri-Gelinta & Abaalmarinta.                    | 34,074,612           |                      | -34,074,612        | -100.00%       |
| <b>Sub total</b>  |   | <b>59,074,612</b>    | <b>25,000,000</b>    | <b>-34,074,612</b> | <b>-57.68%</b> |
| <b>Alaabta Xafiisyada</b>                                       |   |                      |                      |                    |                |
| 2211101:  | Alaabta Xafiisyadda (Stationery).                     | 120,000,000          | 170,000,000          | 50,000,000         | 41.67%         |
| <b>Sub total</b>  |   | <b>120,000,000</b>   | <b>170,000,000</b>   | <b>50,000,000</b>  | <b>41.67%</b>  |
| <b>Kharashka Shiidaalka &amp; Saliidaha</b>                     |   |                      |                      |                    |                |
| 2211201:  | Batrootka, Naafatadda & Saliidaha.                    | 350,000,000          | 350,000,000          | 0                  | 0.00%          |
| <b>Sub total</b>  |   | <b>350,000,000</b>   | <b>350,000,000</b>   | <b>0</b>           | <b>0.00%</b>   |
| <b>Kharashaadka kale ee Hawl socodsiinta</b>                    |   |                      |                      |                    |                |
| 2211325:  | Kh/Markhatiyada iyo Danbi Baadhista                   | 140,000,000          | 200,000,000          | 60,000,000         | 42.86%         |
| 2211352:  | Kh/ Diyaarinta, Dib U Habaynta Iyo Faafinta Shuruucda |                      | 200,000,000          | 200,000,000        | 100.00%        |
| 2211387:  | Kharashyadda Yar Yar Ee Xafiisyadda                   | 27,000,000           | 27,000,000           | 0                  | 0.00%          |
| <b>Sub total</b>  |   | <b>167,000,000</b>   | <b>427,000,000</b>   | <b>260,000,000</b> | <b>155.69%</b> |
| <b>Daryeelka Gaadiidka</b>                                      |   |                      |                      |                    |                |

**051: Miisaaniyadda 2020 ee Xeer Ilaalinta Guud ee Qaranka.**

|   |                      |                      |                      |                 |
|---|----------------------|----------------------|----------------------|-----------------|
| 2220101: Daryeelka Gaadiidka Iyo Mishiinada                   | 50,000,000           | 100,000,000          | 50,000,000           | 100.00%         |
| <b>Sub total</b>  | <b>50,000,000</b>    | <b>100,000,000</b>   | <b>50,000,000</b>    | <b>100.00%</b>  |
| <b>Daryeelka Hantida kale</b>                                 |                      |                      |                      |                 |
| 2220204: Daryeelka Xafiisyada                                 | 7,000,000            |                      | -7,000,000           | -100.00%        |
| <b>Sub total</b>  | <b>7,000,000</b>     | <b>0</b>             | <b>-7,000,000</b>    | <b>-100.00%</b> |
| <b>Dhismayaasha</b>   |                      |                      |                      |                 |
| 3110202: Dhismayasha Xafiisyada, Dugsiyada iyo<br>Cisbitalada |                      | 500,000,000          | 500,000,000          | 100.00%         |
| <b>Sub total</b>  | <b>0</b>             | <b>500,000,000</b>   | <b>500,000,000</b>   | <b>100.00%</b>  |
| <b>Total: Xeer Ilaalinta Guud ee Qaranka.</b>                 | <b>8,062,613,108</b> | <b>9,928,129,378</b> | <b>1,865,516,270</b> | <b>23.14%</b>   |

## 061: Miisaaniyadda 2020 ee Hay'adda Shaqaalaha Dawladda.

| Madax   | Faahfaahin  | 2019                 | 2020                 | Farqi                | % Farqi         |
|---|---|----------------------|----------------------|----------------------|-----------------|
| <b>Mushaharka &amp; Gunnooyinka</b>                             |   |                      |                      |                      |                 |
| 2110101:  | Mushaharka Shaqaalaha Joogtada Ah                   | 1,495,267,488        | 1,747,107,648        | 251,840,160          | 16.84%          |
| 2110203:  | Mushaharka Shaqaalaha kale Aan J/Ahayn              | 414,000,000          | 3,580,000,000        | 3,166,000,000        | 764.73%         |
| 2110301:  | Gunno Xil   | 494,400,000          | 494,400,000          | 0                    | 0.00%           |
| 2110303:  | Gunno Hawleed                                       | 1,585,200,000        | 1,799,280,000        | 214,080,000          | 13.50%          |
| 2110306:  | Gunno Ilaalo  |                      | 16,000,000           | 16,000,000           | 100.00%         |
| 2110308:  | Gunno Ciideed                                       |                      | 36,398,076           | 36,398,076           | 100.00%         |
| <b>Sub total</b>  |   | <b>3,988,867,488</b> | <b>7,673,185,724</b> | <b>3,684,318,236</b> | <b>92.37%</b>   |
| <b>Kharashka Adeega Shaqaalaha.</b>                             |   |                      |                      |                      |                 |
| 2120103:  | Hawl-Gab  | 1,915,686,400        | 1,915,686,400        | 0                    | 0.00%           |
| 2120104:  | Liiltirka   | 600,000,000          | 600,000,000          | 0                    | 0.00%           |
| <b>Sub total</b>  |   | <b>2,515,686,400</b> | <b>2,515,686,400</b> | <b>0</b>             | <b>0.00%</b>    |
| <b>Adeega Nalka &amp; Biyaha</b>                                |   |                      |                      |                      |                 |
| 2210101:  | Isticmaalka Nalka                                   | 32,500,000           | 32,500,000           | 0                    | 0.00%           |
| 2210102:  | IsticmaalkaBiyaha                                   | 14,000,000           | 14,000,000           | 0                    | 0.00%           |
| <b>Sub total</b>  |   | <b>46,500,000</b>    | <b>46,500,000</b>    | <b>0</b>             | <b>0.00%</b>    |
| <b>Isgaadhsiinta</b>  |   |                      |                      |                      |                 |
| 2210201:  | Isticmaalka Boosaha & Isgaadhsiinta.                | 11,200,000           | 11,200,000           | 0                    | 0.00%           |
| <b>Sub total</b>  |   | <b>11,200,000</b>    | <b>11,200,000</b>    | <b>0</b>             | <b>0.00%</b>    |
| <b>Kharashka Safarada Gudaha</b>                                |   |                      |                      |                      |                 |
| 2210301:  | Noolka, sahayda iyo habeen dhaxyada safarada Gudaha | 19,384,480           | 89,798,996           | 70,414,516           | 363.25%         |
| <b>Sub total</b>  |   | <b>19,384,480</b>    | <b>89,798,996</b>    | <b>70,414,516</b>    | <b>363.25%</b>  |
| <b>Kharashka Daabacaadaha, Xayeysiisyada &amp; Wacyigelinta</b> |   |                      |                      |                      |                 |
| 2210503:  | Wargeysyadda & Bugaagta.                            | 10,000,000           | 10,000,000           | 0                    | 0.00%           |
| <b>Sub total</b>  |   | <b>10,000,000</b>    | <b>10,000,000</b>    | <b>0</b>             | <b>0.00%</b>    |
| <b>Kharashak Kirada Hantida</b>                                 |   |                      |                      |                      |                 |
| 2210603:  | Ijaarka Xafiisyada                                  | 100,000,000          | 100,000,000          | 0                    | 0.00%           |
| <b>Sub total</b>  |   | <b>100,000,000</b>   | <b>100,000,000</b>   | <b>0</b>             | <b>0.00%</b>    |
| <b>Kharashka Tababarada</b>                                     |   |                      |                      |                      |                 |
| 2210714:  | Tababarka & Imtixaanadda.                           | 500,000,000          | 576,500,000          | 76,500,000           | 15.30%          |
| <b>Sub total</b>  |   | <b>500,000,000</b>   | <b>576,500,000</b>   | <b>76,500,000</b>    | <b>15.30%</b>   |
| <b>Kharashka Maamuuska &amp; Martiqaadyada</b>                  |   |                      |                      |                      |                 |
| 2210807:  | Kh. Dhiiri-Gelinta & Abaalmarinta.                  | 30,954,066           |                      | -30,954,066          | -100.00%        |
| <b>Sub total</b>  |   | <b>30,954,066</b>    | <b>0</b>             | <b>-30,954,066</b>   | <b>-100.00%</b> |
| <b>Alaabta Xafiisyada</b>                                       |   |                      |                      |                      |                 |
| 2211101:  | Alaabta Xafiisyadda (Stationery).                   | 24,905,840           | 104,905,840          | 80,000,000           | 321.21%         |
| <b>Sub total</b>  |   | <b>24,905,840</b>    | <b>104,905,840</b>   | <b>80,000,000</b>    | <b>321.21%</b>  |
| <b>Kharashka Shiidaalka &amp; Saliidaha</b>                     |   |                      |                      |                      |                 |
| 2211201:  | Batrootka, Naafatadda & Saliidaha.                  | 168,000,000          | 278,000,000          | 110,000,000          | 65.48%          |
| <b>Sub total</b>  |   | <b>168,000,000</b>   | <b>278,000,000</b>   | <b>110,000,000</b>   | <b>65.48%</b>   |
| <b>Kharashaadka kale ee Hawl socodsiinta</b>                    |   |                      |                      |                      |                 |
| 2211383:  | Kharashka Habaynta Darajada Shaqaalaha              | 200,000,000          | 300,000,000          | 100,000,000          | 50.00%          |

| <b>061: Miisaaniyadda 2020 ee Hay'adda Shaqaalaha Dawladda.</b> |                       |                       |                      |               |
|---|-----------------------|-----------------------|----------------------|---------------|
| 2211387: Kharashyadda Yar Yar Ee Xafiisyadda                    | 2,500,000             | 10,000,000            | 7,500,000            | 300.00%       |
| <b>Sub total</b>  | <b>202,500,000</b>    | <b>310,000,000</b>    | <b>107,500,000</b>   | <b>53.09%</b> |
| <b>Daryeelka Gaadiidka</b>                                      |                       |                       |                      |               |
| 2220101: Daryeelka Gaadiidka Iyo Mishiinada                     | 52,800,000            | 55,440,000            | 2,640,000            | 5.00%         |
| <b>Sub total</b>  | <b>52,800,000</b>     | <b>55,440,000</b>     | <b>2,640,000</b>     | <b>5.00%</b>  |
| <b>Daryeelka Hantida kale</b>                                   |                       |                       |                      |               |
| 2220204: Daryeelka Xafiisyada                                   | 1,090,685             |                       | -1,090,685           | -100.00%      |
| 2220214: Daryeelka Masaajidada iyo Dug. Diiniga                 | 50,000,000            | 92,000,000            | 42,000,000           | 84.00%        |
| <b>Sub total</b>  | <b>51,090,685</b>     | <b>92,000,000</b>     | <b>40,909,315</b>    | <b>80.07%</b> |
| <b>Deeqaha Waxbarasho</b>                                       |                       |                       |                      |               |
| 2640101: Kh. Qalin-Jabinta Ardayda Ethiopia.                    | 303,000,000           | 303,000,000           | 0                    | 0.00%         |
| <b>Sub total</b>  | <b>303,000,000</b>    | <b>303,000,000</b>    | <b>0</b>             | <b>0.00%</b>  |
| <b>Kaalmooyinka Qeybaha kale ee dawladda</b>                    |                       |                       |                      |               |
| 2640417: Kaalmada Machadka Shaqaalaha                           | 3,185,665,200         | 4,035,665,200         | 850,000,000          | 26.68%        |
| <b>Sub total</b>  | <b>3,185,665,200</b>  | <b>4,035,665,200</b>  | <b>850,000,000</b>   | <b>26.68%</b> |
| <b>Total: Hay'adda Shaqaalaha Dawladda.</b>                     | <b>11,210,554,159</b> | <b>16,201,882,160</b> | <b>4,991,328,001</b> | <b>44.52%</b> |

## 071: Miisaaniyadda 2020 ee Hanti-dhawrka Guud ee Qaranka.

| Madax   | Faahfaahin  | 2019                 | 2020                 | Farqi              | % Farqi        |
|---|---|----------------------|----------------------|--------------------|----------------|
| <b>Mushaharka &amp; Gunnooyinka</b>                             |   |                      |                      |                    |                |
| 2110101:  | Mushaharka Shaqaalaha Joojtada Ah                   | 1,251,787,680        | 1,329,872,544        | 78,084,864         | 6.24%          |
| 2110203:  | Mushaharka Shaqaalaha kale Aan J/Ahayn              | 329,280,000          | 329,280,000          | 0                  | 0.00%          |
| 2110301:  | Gunno Xil   | 268,800,000          | 358,200,000          | 89,400,000         | 33.26%         |
| 2110303:  | Gunno Hawleed                                       | 1,816,800,000        | 2,221,200,000        | 404,400,000        | 22.26%         |
| 2110308:  | Gunno Ciideed                                       |                      | 27,705,678           | 27,705,678         | 100.00%        |
| <b>Sub total</b>  |   | <b>3,666,667,680</b> | <b>4,266,258,222</b> | <b>599,590,542</b> | <b>16.35%</b>  |
| <b>Adeega Nalka &amp; Biyaha</b>                                |   |                      |                      |                    |                |
| 2210101:  | Isticmaalka Nalka                                   | 50,000,000           | 50,000,000           | 0                  | 0.00%          |
| 2210102:  | IsticmaalkaBiyaha                                   | 20,000,000           | 20,000,000           | 0                  | 0.00%          |
| <b>Sub total</b>  |   | <b>70,000,000</b>    | <b>70,000,000</b>    | <b>0</b>           | <b>0.00%</b>   |
| <b>Isgaadhsiinta</b>  |   |                      |                      |                    |                |
| 2210201:  | Isticmaalka Boosaha & Isgaadhsiinta.                | 30,304,400           | 114,304,400          | 84,000,000         | 277.19%        |
| <b>Sub total</b>  |   | <b>30,304,400</b>    | <b>114,304,400</b>   | <b>84,000,000</b>  | <b>277.19%</b> |
| <b>Kharashka Safarada Gudaha</b>                                |   |                      |                      |                    |                |
| 2210301:  | Noolka, sahayda iyo habeen dhaxyada safarada Gudaha | 395,000,000          | 550,000,000          | 155,000,000        | 39.24%         |
| <b>Sub total</b>  |   | <b>395,000,000</b>   | <b>550,000,000</b>   | <b>155,000,000</b> | <b>39.24%</b>  |
| <b>Kharashka Daabacaadaha, Xayeysiisyada &amp; Wacyigelinta</b> |   |                      |                      |                    |                |
| 2210503:  | Wargeysyadda & Bugaagta.                            | 15,863,120           | 15,863,120           | 0                  | 0.00%          |
| <b>Sub total</b>  |   | <b>15,863,120</b>    | <b>15,863,120</b>    | <b>0</b>           | <b>0.00%</b>   |
| <b>Kharashka Maamuuska &amp; Martiqaadyada</b>                  |   |                      |                      |                    |                |
| 2210807:  | Kh. Dhiiri-Gelinta & Abaalmarinta.                  | 226,078,910          | 198,373,232          | -27,705,678        | -12.25%        |
| <b>Sub total</b>  |   | <b>226,078,910</b>   | <b>198,373,232</b>   | <b>-27,705,678</b> | <b>-12.25%</b> |
| <b>Alaabta Xafiisyada</b>                                       |   |                      |                      |                    |                |
| 2211101:  | Alaabta Xafiisyadda (Stationery).                   | 65,361,200           | 100,361,200          | 35,000,000         | 53.55%         |
| <b>Sub total</b>  |   | <b>65,361,200</b>    | <b>100,361,200</b>   | <b>35,000,000</b>  | <b>53.55%</b>  |
| <b>Kharashka Shiidaalka &amp; Saliidaha</b>                     |   |                      |                      |                    |                |
| 2211201:  | Batrootka, Naafatadda & Saliidaha.                  | 240,000,000          | 330,000,000          | 90,000,000         | 37.50%         |
| <b>Sub total</b>  |   | <b>240,000,000</b>   | <b>330,000,000</b>   | <b>90,000,000</b>  | <b>37.50%</b>  |
| <b>Kharashaadka kale ee Hawl socodsiinta</b>                    |   |                      |                      |                    |                |
| 2211337:  | Kh.Samaynta Xisaab Xidhka (Xis-Guud)                | 400,000,000          | 400,000,000          | 0                  | 0.00%          |
| 2211341:  | Barmaamijyada Hawlaha Shaqada                       | 6,000,000,000        |                      | -6,000,000,000     | -100.00%       |
| 2211387:  | Kharashyadda Yar Yar Ee Xafiisyadda                 | 11,550,000           | 20,310,000           | 8,760,000          | 75.84%         |
| 2211409:  | Kh. Baadhista hanti dhowrka                         |                      | 6,000,000,000        | 6,000,000,000      | 100.00%        |
| <b>Sub total</b>  |   | <b>6,411,550,000</b> | <b>6,420,310,000</b> | <b>8,760,000</b>   | <b>0.14%</b>   |
| <b>Daryeelka Gaadiidka</b>                                      |   |                      |                      |                    |                |
| 2220101:  | Daryeelka Gaadiidka Iyo Mishiinada                  | 100,000,000          | 100,000,000          | 0                  | 0.00%          |
| <b>Sub total</b>  |   | <b>100,000,000</b>   | <b>100,000,000</b>   | <b>0</b>           | <b>0.00%</b>   |
| <b>Daryeelka Hantida kale</b>                                   |   |                      |                      |                    |                |
| 2220204:  | Daryeelka Xafiisyada                                | 1,042,720            | 1,042,720            | 0                  | 0.00%          |
| <b>Sub total</b>  |   | <b>1,042,720</b>     | <b>1,042,720</b>     | <b>0</b>           | <b>0.00%</b>   |
| <b>Dhismayaasha</b>   |   |                      |                      |                    |                |

**071: Miisaaniyadda 2020 ee Hanti-dhawrka Guud ee Qaranka.**

|  |                       |                       |                      |                     |                 |
|--|-----------------------|-----------------------|----------------------|---------------------|-----------------|
| 3110202: Dhismayasha Xafiisyada, Dugsiyada iyo Cisbitalada |                       | 600,000,000           | 600,000,000          | 100.00%             |                 |
| <b>Sub total</b>   |                       | <b>0</b>              | <b>600,000,000</b>   | <b>600,000,000</b>  | <b>100.00%</b>  |
| <b>libsiga Gaadiidka</b>                                   |                       |                       |                      |                     |                 |
| 3110701: libsiga Gaadiidka & Mishiinada                    | 200,000,000           |                       | -200,000,000         | -100.00%            |                 |
| <b>Sub total</b>   | <b>200,000,000</b>    |                       | <b>0</b>             | <b>-200,000,000</b> | <b>-100.00%</b> |
| <b>Total: Hanti-dhawrka Guud ee Qaranka.</b>               | <b>11,421,868,030</b> | <b>12,766,512,894</b> | <b>1,344,644,864</b> | <b>11.77%</b>       |                 |

## 081: Miisaaniyadda 2020 ee Xafiiska Madaxtooyadda.

| Madax   | Faahfaahin   | 2019                  | 2020                  | Farqi                | % Farqi       |
|---|--|-----------------------|-----------------------|----------------------|---------------|
| <b>Mushaharka &amp; Gunnooyinka</b>                             |  |                       |                       |                      |               |
| 2110101:  | Mushaharka Shaqaalaha Joogtada Ah                      | 2,613,701,376         | 3,922,693,632         | 1,308,992,256        | 50.08%        |
| 2110203:  | Mushaharka Shaqaalaha kale Aan J/Ahayn                 | 3,481,848,000         | 3,481,848,000         | 0                    | 0.00%         |
| 2110301:  | Gunno Xil  | 350,400,000           | 350,400,000           | 0                    | 0.00%         |
| 2110303:  | Gunno Hawleed  | 6,595,600,000         | 7,675,600,000         | 1,080,000,000        | 16.37%        |
| 2110308:  | Gunno Ciideed  |                       | 81,722,784            | 81,722,784           | 100.00%       |
| <b>Sub total</b>  |  | <b>13,041,549,376</b> | <b>15,512,264,416</b> | <b>2,470,715,040</b> | <b>18.94%</b> |
| <b>Daryeelka Bulshada</b>                                       |  |                       |                       |                      |               |
| 2120203:  | Daawaynta Iyo Cafimadka Shaqaalaha                     | 499,200,000           | 499,200,000           | 0                    | 0.00%         |
| <b>Sub total</b>  |  | <b>499,200,000</b>    | <b>499,200,000</b>    | <b>0</b>             | <b>0.00%</b>  |
| <b>Adeega Nalka &amp; Biyaha</b>                                |  |                       |                       |                      |               |
| 2210101:  | Isticmaalka Nalka                                      | 100,800,000           | 100,800,000           | 0                    | 0.00%         |
| 2210102:  | IsticmaalkaBiyaha                                      | 131,040,000           | 183,456,000           | 52,416,000           | 40.00%        |
| <b>Sub total</b>  |  | <b>231,840,000</b>    | <b>284,256,000</b>    | <b>52,416,000</b>    | <b>22.61%</b> |
| <b>Isgaadhsiinta</b>  |  |                       |                       |                      |               |
| 2210201:  | Isticmaalka Boosaha & Isgaadhsiinta.                   | 793,048,000           | 991,310,000           | 198,262,000          | 25.00%        |
| <b>Sub total</b>  |  | <b>793,048,000</b>    | <b>991,310,000</b>    | <b>198,262,000</b>   | <b>25.00%</b> |
| <b>Kharashka Safarada Gudaha</b>                                |  |                       |                       |                      |               |
| 2210301:  | Noolka, sahayda iyo habeen dhaxyaada safarada Gudaha   | 807,394,000           | 909,242,500           | 101,848,500          | 12.61%        |
| <b>Sub total</b>  |  | <b>807,394,000</b>    | <b>909,242,500</b>    | <b>101,848,500</b>   | <b>12.61%</b> |
| <b>Kharashka Safarada Debadda</b>                               |  |                       |                       |                      |               |
| 2210401:  | Noolka, sahayda iyo habeen dhaxyaada Safarada Dibadda. | 2,685,000,500         | 2,987,750,500         | 302,750,000          | 11.28%        |
| <b>Sub total</b>  |  | <b>2,685,000,500</b>  | <b>2,987,750,500</b>  | <b>302,750,000</b>   | <b>11.28%</b> |
| <b>Kharashka Daabacaadaha, Xayaysiisyada &amp; Wacyigelinta</b> |  |                       |                       |                      |               |
| 2210503:  | Wargeysyada & Bugaagta.                                | 400,000,000           | 400,000,000           | 0                    | 0.00%         |
| 2210504:  | Kharashka Wacyigelinta                                 | 150,000,000           | 150,000,000           | 0                    | 0.00%         |
| <b>Sub total</b>  |  | <b>550,000,000</b>    | <b>550,000,000</b>    | <b>0</b>             | <b>0.00%</b>  |
| <b>Kharashak Kirada Hantida</b>                                 |  |                       |                       |                      |               |
| 2210602:  | Ijaarka Guryaha.                                       | 27,720,000            | 27,720,000            | 0                    | 0.00%         |
| 2210603:  | Ijaarka Xafiisyada                                     | 145,000,000           | 145,000,000           | 0                    | 0.00%         |
| <b>Sub total</b>  |  | <b>172,720,000</b>    | <b>172,720,000</b>    | <b>0</b>             | <b>0.00%</b>  |
| <b>Kharashka Tababarada</b>                                     |  |                       |                       |                      |               |
| 2210714:  | Tababarka & Imtixaanadda.                              | 95,000,000            | 133,000,000           | 38,000,000           | 40.00%        |
| <b>Sub total</b>  |  | <b>95,000,000</b>     | <b>133,000,000</b>    | <b>38,000,000</b>    | <b>40.00%</b> |
| <b>Kharashka Maamuuska &amp; Martiqaadyada</b>                  |  |                       |                       |                      |               |
| 2210802:  | Martiqaadyada & Munaasibadaha                          | 2,688,500,000         | 2,907,350,000         | 218,850,000          | 8.14%         |
| 2210803:  | Munaasadaha 18 may & 26 june                           |                       | 2,029,348,000         | 2,029,348,000        | 100.00%       |
| 2210806:  | Kharashka Xafiiska Madaxweyne iyo Ku Xigeenka          | 7,000,000,000         | 7,300,000,000         | 300,000,000          | 4.29%         |
| 2210807:  | Kh. Dhiiri-Gelinta & Abaalmarinta.                     | 132,952,112           | 51,229,328            | -81,722,784          | -61.47%       |
| 2210808:  | Kharashka Nabadaynta                                   | 7,207,600,000         | 7,468,360,000         | 260,760,000          | 3.62%         |
| <b>Sub total</b>  |  | <b>17,029,052,112</b> | <b>19,756,287,328</b> | <b>2,727,235,216</b> | <b>16.02%</b> |



## 081: Miisaaniyadda 2020 ee Xafiiska Madaxtooyadda.

### *Kharashka Isticmaalka Alaabta Hawsha.*

|                             |                    |                    |                   |               |
|-----------------------------|--------------------|--------------------|-------------------|---------------|
| 2211001: Daawada            | 120,000,000        | 176,499,127        | 56,499,127        | 47.08%        |
| 2211016: Dharka & Dirayska. | 84,850,000         | 121,098,126        | 36,248,126        | 42.72%        |
| <b>Sub total</b>            | <b>204,850,000</b> | <b>297,597,253</b> | <b>92,747,253</b> | <b>45.28%</b> |

### *Alaabta Xafiisyada*

|  |                    |                    |                   |               |
|--|--------------------|--------------------|-------------------|---------------|
| 2211101: Alaabta Xafiisyadda (Stationery). | 195,000,000        | 263,250,000        | 68,250,000        | 35.00%        |
| <b>Sub total</b>                           | <b>195,000,000</b> | <b>263,250,000</b> | <b>68,250,000</b> | <b>35.00%</b> |

### *Kharashka Shiidaalka & Saliidaha*

|   |                      |                      |                    |               |
|---|----------------------|----------------------|--------------------|---------------|
| 2211201: Batroolka, Naafatadda & Saliidaha. | 1,858,785,274        | 2,137,603,065        | 278,817,791        | 15.00%        |
| <b>Sub total</b>                            | <b>1,858,785,274</b> | <b>2,137,603,065</b> | <b>278,817,791</b> | <b>15.00%</b> |

### *Kharashaadka kale ee Hawl socodsiinta*

|  |                       |                       |                      |              |
|--|-----------------------|-----------------------|----------------------|--------------|
| 2211334: Kharashka Gobolada                  | 400,000,000           | 495,800,000           | 95,800,000           | 23.95%       |
| 2211338: Kh/ Bilicda Xafiisyada & Guryaha.   | 141,244,500           | 141,244,500           | 0                    | 0.00%        |
| 2211339: Kharashka Gurmadka Ciidanka         | 55,000,000,000        | 57,100,000,000        | 2,100,000,000        | 3.82%        |
| 2211341: Barmaamijyada Hawlaha Shaqada       | 5,043,805,372         |                       | -5,043,805,372       | -100.00%     |
| 2211342: Kharashka Gaar Ah                   |                       | 5,003,805,372         | 5,003,805,372        | 100.00%      |
| 2211387: Kharashyadda Yar Yar Ee Xafiisyadda | 570,000,000           | 684,000,000           | 114,000,000          | 20.00%       |
| 2211396: Kharashka Lama filaanka ah          | 16,005,243,233        | 16,005,243,233        | 0                    | 0.00%        |
| <b>Sub total</b>                             | <b>77,160,293,105</b> | <b>79,430,093,105</b> | <b>2,269,800,000</b> | <b>2.94%</b> |

### *Daryeelka Gaadiidka*

|   |                    |                    |                   |              |
|---|--------------------|--------------------|-------------------|--------------|
| 2220101: Daryeelka Gaadiidka Iyo Mishiinada | 433,500,000        | 455,175,000        | 21,675,000        | 5.00%        |
| <b>Sub total</b>                            | <b>433,500,000</b> | <b>455,175,000</b> | <b>21,675,000</b> | <b>5.00%</b> |

### *Daryeelka Hantida kale*

|                               |                    |          |                     |                 |
|-------------------------------|--------------------|----------|---------------------|-----------------|
| 2220204: Daryeelka Xafiisyada | 120,000,000        |          | -120,000,000        | -100.00%        |
| <b>Sub total</b>              | <b>120,000,000</b> | <b>0</b> | <b>-120,000,000</b> | <b>-100.00%</b> |

### *Kaalmooyinka Qeybaha kale ee dawladda*

|                             |                      |                      |                      |               |
|-----------------------------|----------------------|----------------------|----------------------|---------------|
| 2640429: Kaalmooyinka Guud. | 3,000,000,000        | 4,400,000,000        | 1,400,000,000        | 46.67%        |
| <b>Sub total</b>            | <b>3,000,000,000</b> | <b>4,400,000,000</b> | <b>1,400,000,000</b> | <b>46.67%</b> |

### *Dhismayaasha*

|  |                      |                       |                      |                |
|--|----------------------|-----------------------|----------------------|----------------|
| 3110202: Dhismayasha Xafiisyada, Dugsiyada iyo Cisbitalada | 7,805,978,000        | 16,100,000,000        | 8,294,022,000        | 106.25%        |
| 3110299: Dhismayaasha Kale Ee Dowlada                      | 224,361,800          |                       | -224,361,800         | -100.00%       |
| <b>Sub total</b>   | <b>8,030,339,800</b> | <b>16,100,000,000</b> | <b>8,069,660,200</b> | <b>100.49%</b> |

### *libsiga Gaadiidka*

|   |                    |                    |                     |                |
|---|--------------------|--------------------|---------------------|----------------|
| 3110701: libsiga Gaadiidka & Mishiinada | 600,000,000        | 214,000,000        | -386,000,000        | -64.33%        |
| <b>Sub total</b>                        | <b>600,000,000</b> | <b>214,000,000</b> | <b>-386,000,000</b> | <b>-64.33%</b> |

### *libsiga Qalabka kala duwan ee xafiisyada*

|   |                    |                    |          |              |
|---|--------------------|--------------------|----------|--------------|
| 3111002: libsiga Qalabka Xafiisyada       | 312,000,000        | 312,000,000        | 0        | 0.00%        |
| 3111010: libsiga Qalabka Nalka Iyo Biyaha | 118,458,000        | 118,458,000        | 0        | 0.00%        |
| <b>Sub total</b>                          | <b>430,458,000</b> | <b>430,458,000</b> | <b>0</b> | <b>0.00%</b> |

### *libsiga Qalabka kale*

|  |                  |          |                   |                 |
|--|------------------|----------|-------------------|-----------------|
| 3111120: libsiga Hantida Kale Ee Dowlada | 9,859,500        |          | -9,859,500        | -100.00%        |
| <b>Sub total</b>                         | <b>9,859,500</b> | <b>0</b> | <b>-9,859,500</b> | <b>-100.00%</b> |

|                                       |                        |                        |                       |               |
|---------------------------------------|------------------------|------------------------|-----------------------|---------------|
| <b>Total: Xafiiska Madaxtooyadda.</b> | <b>127,947,889,667</b> | <b>145,524,207,167</b> | <b>17,576,317,500</b> | <b>13.74%</b> |
|---------------------------------------|------------------------|------------------------|-----------------------|---------------|

## 082: Miisaaniyadda 2020 ee Ciidanka Ilaaladda Madaxtooyada.

| Madax   | Faahfaahin  | 2019                  | 2020                  | Farqi                | % Farqi        |
|---|---|-----------------------|-----------------------|----------------------|----------------|
| <b>Mushaharka &amp; Gunnooyinka</b>                             |   |                       |                       |                      |                |
| 2110112:  | Mushaharka Shaqalaha Joogtada Ah<br>(Ciidanka Ilaaladda Madaxtooyada) | 6,271,634,112         | 7,360,354,176         | 1,088,720,064        | 17.36%         |
| 2110301:  | Gunno Xil   | 752,867,000           | 1,000,000,000         | 247,133,000          | 32.83%         |
| 2110306:  | Gunno Ilaalo  | 3,509,120,000         | 3,509,120,000         | 0                    | 0.00%          |
| 2110308:  | Gunno Ciideed   |                       | 153,340,712           | 153,340,712          | 100.00%        |
| <b>Sub total</b>  |   | <b>10,533,621,112</b> | <b>12,022,814,888</b> | <b>1,489,193,776</b> | <b>14.14%</b>  |
| <b>Daryeelka Bulshada</b>                                       |   |                       |                       |                      |                |
| 2120203:  | Daawaynta Iyo Cafimadka Shaqalaha                                     | 560,000,000           | 600,000,000           | 40,000,000           | 7.14%          |
| <b>Sub total</b>  |   | <b>560,000,000</b>    | <b>600,000,000</b>    | <b>40,000,000</b>    | <b>7.14%</b>   |
| <b>Adeega Nalka &amp; Biyaha</b>                                |   |                       |                       |                      |                |
| 2210101:  | Isticmaalka Nalka   | 55,000,000            | 20,000,000            | -35,000,000          | -63.64%        |
| 2210102:  | IsticmaalkaBiyaha   | 20,000,000            | 20,000,000            | 0                    | 0.00%          |
| <b>Sub total</b>  |   | <b>75,000,000</b>     | <b>40,000,000</b>     | <b>-35,000,000</b>   | <b>-46.67%</b> |
| <b>Isgaadhsiinta</b>  |   |                       |                       |                      |                |
| 2210201:  | Isticmaalka Boosaha & Isgaadhsiinta.                                  | 20,000,000            | 35,000,000            | 15,000,000           | 75.00%         |
| <b>Sub total</b>  |   | <b>20,000,000</b>     | <b>35,000,000</b>     | <b>15,000,000</b>    | <b>75.00%</b>  |
| <b>Kharashka Safarada Gudaha</b>                                |   |                       |                       |                      |                |
| 2210301:  | Noolka, sahayda iyo habeen dhaxyada<br>safarada Gudaha                | 106,754,999           | 215,600,335           | 108,845,336          | 101.96%        |
| <b>Sub total</b>  |   | <b>106,754,999</b>    | <b>215,600,335</b>    | <b>108,845,336</b>   | <b>101.96%</b> |
| <b>Kharashka Daabacaadaha, Xayaysiisyada &amp; Wacyigelinta</b> |   |                       |                       |                      |                |
| 2210503:  | Wargeysyada & Bugaagta.   | 3,062,500             | 3,062,500             | 0                    | 0.00%          |
| <b>Sub total</b>  |   | <b>3,062,500</b>      | <b>3,062,500</b>      | <b>0</b>             | <b>0.00%</b>   |
| <b>Kharashka Tababarada</b>                                     |   |                       |                       |                      |                |
| 2210714:  | Tababarka & Imtixaanadda.   | 158,280,000           | 158,280,000           | 0                    | 0.00%          |
| <b>Sub total</b>  |   | <b>158,280,000</b>    | <b>158,280,000</b>    | <b>0</b>             | <b>0.00%</b>   |
| <b>Kharashka Maamuuska &amp; Martiqaadyada</b>                  |   |                       |                       |                      |                |
| 2210802:  | Martiqaadyada & Munaasibadaha   | 14,000,000            | 14,000,000            | 0                    | 0.00%          |
| 2210807:  | Kh. Dhiiri-Gelinta & Abaalmarinta.                                    | 226,199,980           | 72,859,268            | -153,340,712         | -67.79%        |
| 2210808:  | Kharashka Nabadaynta  | 1,037,000,000         | 1,037,000,000         | 0                    | 0.00%          |
| <b>Sub total</b>  |   | <b>1,277,199,980</b>  | <b>1,123,859,268</b>  | <b>-153,340,712</b>  | <b>-12.01%</b> |
| <b>Kharashka Isticmaalka Alaabta Hawsha.</b>                    |   |                       |                       |                      |                |
| 2211001:  | Daawada   | 137,409,225           | 137,409,225           | 0                    | 0.00%          |
| 2211015:  | Rashinka Iyo Wixii Soo Raaca  | 9,015,351,200         | 12,582,416,000        | 3,567,064,800        | 39.57%         |
| 2211016:  | Dharka & Dirayska.  | 1,245,500,000         | 1,245,500,000         | 0                    | 0.00%          |
| 2211021:  | Gogosha iyo Macuunta  | 421,900,000           | 421,900,000           | 0                    | 0.00%          |
| <b>Sub total</b>  |   | <b>10,820,160,425</b> | <b>14,387,225,225</b> | <b>3,567,064,800</b> | <b>32.97%</b>  |
| <b>Alaabta Xafiisyada</b>                                       |   |                       |                       |                      |                |
| 2211101:  | Alaabta Xafiisyadda (Stationery).                                     | 20,000,000            | 60,000,000            | 40,000,000           | 200.00%        |
| <b>Sub total</b>  |   | <b>20,000,000</b>     | <b>60,000,000</b>     | <b>40,000,000</b>    | <b>200.00%</b> |
| <b>Kharashka Shiidaalka &amp; Saliidaha</b>                     |   |                       |                       |                      |                |
| 2211201:  | Batrootka, Naafatadda & Saliidaha.                                    | 440,000,000           | 500,000,000           | 60,000,000           | 13.64%         |
| <b>Sub total</b>  |   | <b>440,000,000</b>    | <b>500,000,000</b>    | <b>60,000,000</b>    | <b>13.64%</b>  |

## 082: Miisaaniyadda 2020 ee Ciidanka Ilaaladda Madaxtooyada.

### *Kharashaadka kale ee Hawl socodsiinta*

|  |                   |                   |                    |                |
|--|-------------------|-------------------|--------------------|----------------|
| 2211341: Barmaamijyada Hawlaha Shaqada       | 65,000,000        |                   | -65,000,000        | -100.00%       |
| 2211387: Kharashyadda Yar Yar Ee Xafiisyadda | 10,500,000        | 20,500,000        | 10,000,000         | 95.24%         |
| <b>Sub total</b>                             | <b>75,500,000</b> | <b>20,500,000</b> | <b>-55,000,000</b> | <b>-72.85%</b> |

### *Daryeelka Gaadiidka*

|   |                    |                    |                   |               |
|---|--------------------|--------------------|-------------------|---------------|
| 2220101: Daryeelka Gaadiidka Iyo Mishiinada | 250,000,000        | 300,000,000        | 50,000,000        | 20.00%        |
| <b>Sub total</b>                            | <b>250,000,000</b> | <b>300,000,000</b> | <b>50,000,000</b> | <b>20.00%</b> |

### *Daryeelka Hantida kale*

|                               |                  |                  |          |              |
|-------------------------------|------------------|------------------|----------|--------------|
| 2220204: Daryeelka Xafiisyada | 8,000,000        | 8,000,000        | 0        | 0.00%        |
| <b>Sub total</b>              | <b>8,000,000</b> | <b>8,000,000</b> | <b>0</b> | <b>0.00%</b> |

### *libsiga Gaadiidka*

|   |                    |                    |                    |                |
|---|--------------------|--------------------|--------------------|----------------|
| 3110701: libsiga Gaadiidka & Mishiinada | 237,012,000        | 197,000,000        | -40,012,000        | -16.88%        |
| <b>Sub total</b>                        | <b>237,012,000</b> | <b>197,000,000</b> | <b>-40,012,000</b> | <b>-16.88%</b> |

### *libsiga Qalabka kale*

|  |                    |                    |                     |                |
|--|--------------------|--------------------|---------------------|----------------|
| 3111111: libsiga Qalabaka Boosaha & Isgaadhsiinta. | 148,000,000        | 140,000,000        | -8,000,000          | -5.41%         |
| 3111120: libsiga Hantida Kale Ee Dowlada           | 140,000,000        |                    | -140,000,000        | -100.00%       |
| <b>Sub total</b>                                   | <b>288,000,000</b> | <b>140,000,000</b> | <b>-148,000,000</b> | <b>-51.39%</b> |

|  |                       |                       |                      |               |
|--|-----------------------|-----------------------|----------------------|---------------|
| <b>Total: Ciidanka Ilaaladda Madaxtooyada.</b> | <b>24,872,591,016</b> | <b>29,811,342,216</b> | <b>4,938,751,200</b> | <b>19.86%</b> |
|--|-----------------------|-----------------------|----------------------|---------------|

## 083: Miisaaniyadda 2020 ee Garyaqaanka Guud

| Madax   | Faahfaahin  | 2019                 | 2020                 | Farqi              | % Farqi        |
|---|---|----------------------|----------------------|--------------------|----------------|
| <b>Mushaharka &amp; Gunnooyinka</b>                             |   |                      |                      |                    |                |
| 2110101:  | Mushaharka Shaqaalaha Joogtada Ah                     | 468,426,816          | 499,150,080          | 30,723,264         | 6.56%          |
| 2110203:  | Mushaharka Shaqaalaha kale Aan J/Ahayn                | 471,600,000          | 471,600,000          | 0                  | 0.00%          |
| 2110301:  | Gunno Xil   | 237,600,000          | 237,600,000          | 0                  | 0.00%          |
| 2110303:  | Gunno Hawleed   | 1,016,064,000        | 1,120,608,000        | 104,544,000        | 10.29%         |
| 2110308:  | Gunno Ciideed   |                      | 10,398,960           | 10,398,960         | 100.00%        |
| <b>Sub total</b>  |   | <b>2,193,690,816</b> | <b>2,339,357,040</b> | <b>145,666,224</b> | <b>6.64%</b>   |
| <b>Adeega Nalka &amp; Biyaha</b>                                |   |                      |                      |                    |                |
| 2210101:  | Isticmaalka Nalka                                     | 15,000,000           | 15,000,000           | 0                  | 0.00%          |
| 2210102:  | IsticmaalkaBiyaha                                     | 5,000,000            | 5,000,000            | 0                  | 0.00%          |
| <b>Sub total</b>  |   | <b>20,000,000</b>    | <b>20,000,000</b>    | <b>0</b>           | <b>0.00%</b>   |
| <b>Isgaadhsiinta</b>  |   |                      |                      |                    |                |
| 2210201:  | Isticmaalka Boosaha & Isgaadhsiinta.                  | 13,750,000           | 13,750,000           | 0                  | 0.00%          |
| <b>Sub total</b>  |   | <b>13,750,000</b>    | <b>13,750,000</b>    | <b>0</b>           | <b>0.00%</b>   |
| <b>Kharashka Safarada Gudaha</b>                                |   |                      |                      |                    |                |
| 2210301:  | Noolka, sahayda iyo habeen dhaxyada safarada Gudaha   | 10,000,000           | 10,000,000           | 0                  | 0.00%          |
| <b>Sub total</b>  |   | <b>10,000,000</b>    | <b>10,000,000</b>    | <b>0</b>           | <b>0.00%</b>   |
| <b>Kharashka Daabacaadaha, Xayeysiisyada &amp; Wacyigelinta</b> |   |                      |                      |                    |                |
| 2210503:  | Wargeysyadda & Bugaagta.                              | 2,000,000            | 2,000,000            | 0                  | 0.00%          |
| <b>Sub total</b>  |   | <b>2,000,000</b>     | <b>2,000,000</b>     | <b>0</b>           | <b>0.00%</b>   |
| <b>Kharashak Kirada Hantida</b>                                 |   |                      |                      |                    |                |
| 2210603:  | Ijaarka Xafiisyada                                    | 76,000,000           | 76,000,000           | 0                  | 0.00%          |
| <b>Sub total</b>  |   | <b>76,000,000</b>    | <b>76,000,000</b>    | <b>0</b>           | <b>0.00%</b>   |
| <b>Kharashka Maamuuska &amp; Martiqaadyada</b>                  |   |                      |                      |                    |                |
| 2210807:  | Kh. Dhiiri-Gelinta & Abaalmarinta.                    | 59,758,892           | 49,359,932           | -10,398,960        | -17.40%        |
| <b>Sub total</b>  |   | <b>59,758,892</b>    | <b>49,359,932</b>    | <b>-10,398,960</b> | <b>-17.40%</b> |
| <b>Alaabta Xafiisyada</b>                                       |   |                      |                      |                    |                |
| 2211101:  | Alaabta Xafiisyadda (Stationery).                     | 20,000,000           | 20,000,000           | 0                  | 0.00%          |
| <b>Sub total</b>  |   | <b>20,000,000</b>    | <b>20,000,000</b>    | <b>0</b>           | <b>0.00%</b>   |
| <b>Kharashka Shiidaalka &amp; Saliidaha</b>                     |   |                      |                      |                    |                |
| 2211201:  | Batrootka, Naafatadda & Saliidaha.                    | 99,600,000           | 130,000,000          | 30,400,000         | 30.52%         |
| <b>Sub total</b>  |   | <b>99,600,000</b>    | <b>130,000,000</b>   | <b>30,400,000</b>  | <b>30.52%</b>  |
| <b>Kharashaadka kale ee Hawl socodsiinta</b>                    |   |                      |                      |                    |                |
| 2211326:  | Kharashka Garsoorayaasha                              | 30,000,000           | 30,000,000           | 0                  | 0.00%          |
| 2211341:  | Barmaamijyada Hawlaha Shaqada                         | 80,000,000           |                      | -80,000,000        | -100.00%       |
| 2211352:  | Kh/ Diyaarinta, Dib U Habaynta Iyo Faafinta Shuruucda | 270,000,000          | 1,300,000,000        | 1,030,000,000      | 381.48%        |
| 2211387:  | Kharashyadda Yar Yar Ee Xafiisyadda                   | 5,000,000            | 5,000,000            | 0                  | 0.00%          |
| <b>Sub total</b>  |   | <b>385,000,000</b>   | <b>1,335,000,000</b> | <b>950,000,000</b> | <b>246.75%</b> |
| <b>Daryeelka Gaadiidka</b>                                      |   |                      |                      |                    |                |
| 2220101:  | Daryeelka Gaadiidka Iyo Mishiinada                    | 41,000,000           | 43,050,000           | 2,050,000          | 5.00%          |
| <b>Sub total</b>  |   | <b>41,000,000</b>    | <b>43,050,000</b>    | <b>2,050,000</b>   | <b>5.00%</b>   |
| <b>Daryeelka Hantida kale</b>                                   |   |                      |                      |                    |                |

**083: Miisaaniyadda 2020 ee Garyaqaanka Guud**

|   |                      |                      |                      |                 |
|---|----------------------|----------------------|----------------------|-----------------|
| 2220204: Daryeelka Xafiisyada                   | 30,000,000           |                      | -30,000,000          | -100.00%        |
| <b>Sub total</b>                                | <b>30,000,000</b>    | <b>0</b>             | <b>-30,000,000</b>   | <b>-100.00%</b> |
| <b>libsiga Gaadiidka</b>                        |                      |                      |                      |                 |
| 3110701: libsiga Gaadiidka & Mishiinada         |                      | 170,000,000          | 170,000,000          | 100.00%         |
| <b>Sub total</b>                                | <b>0</b>             | <b>170,000,000</b>   | <b>170,000,000</b>   | <b>100.00%</b>  |
| <b>libsiga Qalabka kala duwan ee xafiisyada</b> |                      |                      |                      |                 |
| 3111002: libsiga Qalabka Xafiisyada             | 80,000,000           |                      | -80,000,000          | -100.00%        |
| <b>Sub total</b>                                | <b>80,000,000</b>    | <b>0</b>             | <b>-80,000,000</b>   | <b>-100.00%</b> |
| <b>Total: Garyaqaanka Guud</b>                  | <b>3,030,799,708</b> | <b>4,208,516,972</b> | <b>1,177,717,264</b> | <b>38.86%</b>   |

## 084: Miisaaniyadda 2020 ee Hayadda Sirdoonka Qaranka

| Madax   | Faahfaahin  | 2019                 | 2020                  | Farqi                | % Farqi       |
|---|---|----------------------|-----------------------|----------------------|---------------|
| <b>Mushaharka &amp; Gunnooyinka</b>                             |   |                      |                       |                      |               |
| 2110110:  | Mushaharka Shaqaalaha Joogtada Ah<br>(Ciidanka Sirdoonka) | 7,938,960,048        | 8,827,560,048         | 888,600,000          | 11.19%        |
| 2110203:  | Mushaharka Shaqaalaha kale Aan J/Ahayn                    | 684,000,000          | 984,000,000           | 300,000,000          | 43.86%        |
| 2110301:  | Gunno Xil   | 640,260,000          | 1,029,060,000         | 388,800,000          | 60.73%        |
| 2110308:  | Gunno Ciideed   |                      | 183,907,501           | 183,907,501          | 100.00%       |
| <b>Sub total</b>  |   | <b>9,263,220,048</b> | <b>11,024,527,549</b> | <b>1,761,307,501</b> | <b>19.01%</b> |
| <b>Adeega Nalka &amp; Biyaha</b>                                |   |                      |                       |                      |               |
| 2210101:  | Isticmaalka Nalka   | 25,000,000           | 55,000,000            | 30,000,000           | 120.00%       |
| 2210102:  | IsticmaalkaBiyaha   | 10,000,000           | 10,000,000            | 0                    | 0.00%         |
| <b>Sub total</b>  |   | <b>35,000,000</b>    | <b>65,000,000</b>     | <b>30,000,000</b>    | <b>85.71%</b> |
| <b>Isgaadhsiinta</b>  |   |                      |                       |                      |               |
| 2210201:  | Isticmaalka Boosaha & Isgaadhsiinta.                      | 50,000,000           | 50,000,000            | 0                    | 0.00%         |
| <b>Sub total</b>  |   | <b>50,000,000</b>    | <b>50,000,000</b>     | <b>0</b>             | <b>0.00%</b>  |
| <b>Kharashka Safarada Gudaha</b>                                |   |                      |                       |                      |               |
| 2210301:  | Noolka, sahayda iyo habeen dhaxyada<br>safarada Gudaha    | 100,000,000          | 150,000,000           | 50,000,000           | 50.00%        |
| <b>Sub total</b>  |   | <b>100,000,000</b>   | <b>150,000,000</b>    | <b>50,000,000</b>    | <b>50.00%</b> |
| <b>Kharashka Daabacaadaha, Xayaysiisyada &amp; Wacyigelinta</b> |   |                      |                       |                      |               |
| 2210503:  | Wargeysyadda & Bugaagta.                                  | 30,000,000           | 30,000,000            | 0                    | 0.00%         |
| <b>Sub total</b>  |   | <b>30,000,000</b>    | <b>30,000,000</b>     | <b>0</b>             | <b>0.00%</b>  |
| <b>Kharashak Kirada Hantida</b>                                 |   |                      |                       |                      |               |
| 2210601:  | Ijaarka Gaadiidka,  |                      | 10,000,000            | 10,000,000           | 100.00%       |
| 2210603:  | Ijaarka Xafiisyada  | 30,000,000           | 20,000,000            | -10,000,000          | -33.33%       |
| <b>Sub total</b>  |   | <b>30,000,000</b>    | <b>30,000,000</b>     | <b>0</b>             | <b>0.00%</b>  |
| <b>Kharashka Maamuuska &amp; Martiqaadyada</b>                  |   |                      |                       |                      |               |
| 2210802:  | Martiqaadyada & Munaasibadaha                             | 50,000,000           | 50,000,000            | 0                    | 0.00%         |
| 2210807:  | Kh. Dhiiri-Gelinta & Abaalmarinta.                        | 165,395,001          | 341,487,500           | 176,092,499          | 106.47%       |
| 2210808:  | Kharashka Nabadaynta                                      | 1,300,000,000        | 2,596,000,000         | 1,296,000,000        | 99.69%        |
| <b>Sub total</b>  |   | <b>1,515,395,001</b> | <b>2,987,487,500</b>  | <b>1,472,092,499</b> | <b>97.14%</b> |
| <b>Kharashka Isticmaalka Alaabta Hawsha.</b>                    |   |                      |                       |                      |               |
| 2211001:  | Daawada   | 100,000,000          | 155,000,000           | 55,000,000           | 55.00%        |
| 2211015:  | Rashinka Iyo Wixii Soo Raaca                              | 1,524,600,000        | 1,764,600,000         | 240,000,000          | 15.74%        |
| 2211021:  | Gogosha iyo Macuunta                                      | 20,000,000           | 20,000,000            | 0                    | 0.00%         |
| <b>Sub total</b>  |   | <b>1,644,600,000</b> | <b>1,939,600,000</b>  | <b>295,000,000</b>   | <b>17.94%</b> |
| <b>Alaabta Xafiisyada</b>                                       |   |                      |                       |                      |               |
| 2211101:  | Alaabta Xafiisyadda (Stationery).                         | 100,000,000          | 141,000,000           | 41,000,000           | 41.00%        |
| <b>Sub total</b>  |   | <b>100,000,000</b>   | <b>141,000,000</b>    | <b>41,000,000</b>    | <b>41.00%</b> |
| <b>Kharashka Shiidaalka &amp; Saliidaha</b>                     |   |                      |                       |                      |               |
| 2211201:  | Batrootka, Naafatadda & Saliidaha.                        | 640,000,000          | 1,276,000,000         | 636,000,000          | 99.38%        |
| <b>Sub total</b>  |   | <b>640,000,000</b>   | <b>1,276,000,000</b>  | <b>636,000,000</b>   | <b>99.38%</b> |
| <b>Kharashaadka kale ee Hawl socodsiinta</b>                    |   |                      |                       |                      |               |
| 2211303:  | Kharashka Noolka iyo Sahaysiinta Maxabiista               | 20,000,000           | 20,000,000            | 0                    | 0.00%         |
| 2211325:  | Kh/Markhatiyada iyo Danbi Baadhista                       | 30,000,000           | 30,000,000            | 0                    | 0.00%         |

### 084: Miisaaniyadda 2020 ee Hayadda Sirdoonka Qaranka

|  |                       |                       |                      |                 |
|--|-----------------------|-----------------------|----------------------|-----------------|
| 2211341: Barmaamijyada Hawlaha Shaqada               | 1,000,000,000         |                       | -1,000,000,000       | -100.00%        |
| 2211342: Kharashka Gaar Ah                           |                       | 2,200,000,000         | 2,200,000,000        | 100.00%         |
| 2211387: Kharashyadda Yar Yar Ee Xafiisyadda         | 15,000,000            | 15,000,000            | 0                    | 0.00%           |
| <b>Sub total</b>                                     | <b>1,065,000,000</b>  | <b>2,265,000,000</b>  | <b>1,200,000,000</b> | <b>112.68%</b>  |
| <b>Daryeelka Gaadiidka</b>                           |                       |                       |                      |                 |
| 2220101: Daryeelka Gaadiidka Iyo Mishiinada          | 300,000,000           | 315,000,000           | 15,000,000           | 5.00%           |
| <b>Sub total</b>                                     | <b>300,000,000</b>    | <b>315,000,000</b>    | <b>15,000,000</b>    | <b>5.00%</b>    |
| <b>Daryeelka Hantida kale</b>                        |                       |                       |                      |                 |
| 2220204: Daryeelka Xafiisyada                        | 20,000,000            |                       | -20,000,000          | -100.00%        |
| 2220212: Daryeelka Qalabka Isgaadhsiinta Iyo Boosaha | 10,000,000            |                       | -10,000,000          | -100.00%        |
| <b>Sub total</b>                                     | <b>30,000,000</b>     | <b>0</b>              | <b>-30,000,000</b>   | <b>-100.00%</b> |
| <b>libsiga Qalabka kala duwan ee xafiisyada</b>      |                       |                       |                      |                 |
| 3111010: libsiga Qalabka Nalka Iyo Biyaha            | 15,000,000            |                       | -15,000,000          | -100.00%        |
| <b>Sub total</b>                                     | <b>15,000,000</b>     | <b>0</b>              | <b>-15,000,000</b>   | <b>-100.00%</b> |
| <b>libsiga Qalabka kale</b>                          |                       |                       |                      |                 |
| 3111111: libsiga Qalabaka Boosaha & Isgaadhsiinta.   | 20,000,000            |                       | -20,000,000          | -100.00%        |
| <b>Sub total</b>                                     | <b>20,000,000</b>     | <b>0</b>              | <b>-20,000,000</b>   | <b>-100.00%</b> |
| <b>Total: Hayadda Sirdoonka Qaranka</b>              | <b>14,838,215,049</b> | <b>20,273,615,049</b> | <b>5,435,400,000</b> | <b>36.63%</b>   |

## 085: Miisaaniyadda 2020 ee Jimciyadda Muj.Sooyaal

| Madax  | Faahfaahin                                    | 2019                 | 2020                 | Farqi              | % Farqi        |
|--|---|----------------------|----------------------|--------------------|----------------|
| <b>Mushaharka &amp; Gunnooyinka</b>            |   |                      |                      |                    |                |
| 2110101:                                       | Mushaharka Shaqaalaha Joogtada Ah             | 800,000,000          | 800,000,000          | 0                  | 0.00%          |
| 2110203:                                       | Mushaharka Shaqaalaha kale Aan J/Ahayn        | 200,000,000          | 284,000,000          | 84,000,000         | 42.00%         |
| 2110301:                                       | Gunno Xil                                     | 48,000,000           | 48,000,000           | 0                  | 0.00%          |
| 2110308:                                       | Gunno Ciideed                                 |                      | 16,000,000           | 16,000,000         | 100.00%        |
| <b>Sub total</b>                               |   | <b>1,048,000,000</b> | <b>1,148,000,000</b> | <b>100,000,000</b> | <b>9.54%</b>   |
| <b>Adeega Nalka &amp; Biyaha</b>               |   |                      |                      |                    |                |
| 2210101:                                       | Isticmaalka Nalka                             | 9,000,000            | 15,000,000           | 6,000,000          | 66.67%         |
| 2210102:                                       | IsticmaalkaBiyaha                             | 3,000,000            | 10,000,000           | 7,000,000          | 233.33%        |
| <b>Sub total</b>                               |   | <b>12,000,000</b>    | <b>25,000,000</b>    | <b>13,000,000</b>  | <b>108.33%</b> |
| <b>Kharashak Kirada Hantida</b>                |   |                      |                      |                    |                |
| 2210603:                                       | Ijaarka Xafiisyada                            | 595,000,000          | 595,000,000          | 0                  | 0.00%          |
| <b>Sub total</b>                               |   | <b>595,000,000</b>   | <b>595,000,000</b>   | <b>0</b>           | <b>0.00%</b>   |
| <b>Kharashka Tababarada</b>                    |   |                      |                      |                    |                |
| 2210714:                                       | Tababarka & Imtixaanadda.                     | 100,000,000          | 100,000,000          | 0                  | 0.00%          |
| <b>Sub total</b>                               |   | <b>100,000,000</b>   | <b>100,000,000</b>   | <b>0</b>           | <b>0.00%</b>   |
| <b>Kharashka Maamuuska &amp; Martiqaadyada</b> |   |                      |                      |                    |                |
| 2210802:                                       | Martiqaadyada & Munaasibadaha                 | 350,000,000          | 350,000,000          | 0                  | 0.00%          |
| <b>Sub total</b>                               |   | <b>350,000,000</b>   | <b>350,000,000</b>   | <b>0</b>           | <b>0.00%</b>   |
| <b>Kharashaadka kale ee Hawl socodsiinta</b>   |   |                      |                      |                    |                |
| 2211330:                                       | Kh. Baadhista iyo R/Raaca Taariikhda duuga ah | 100,000,000          | 144,850,000          | 44,850,000         | 44.85%         |
| <b>Sub total</b>                               |   | <b>100,000,000</b>   | <b>144,850,000</b>   | <b>44,850,000</b>  | <b>44.85%</b>  |
| <b>Daryeelka Hantida kale</b>                  |   |                      |                      |                    |                |
| 2220204:                                       | Daryeelka Xafiisyada                          | 30,000,000           | 31,500,000           | 1,500,000          | 5.00%          |
| <b>Sub total</b>                               |   | <b>30,000,000</b>    | <b>31,500,000</b>    | <b>1,500,000</b>   | <b>5.00%</b>   |
| <b>Iibsiga Gaadiidka</b>                       |   |                      |                      |                    |                |
| 3110701:                                       | Iibsiga Gaadiidka & Mishiinada                |                      | 60,000,000           | 60,000,000         | 100.00%        |
| <b>Sub total</b>                               |   | <b>0</b>             | <b>60,000,000</b>    | <b>60,000,000</b>  | <b>100.00%</b> |
| <b>Total: Jimciyadda Muj.Sooyaal</b>           |   | <b>2,235,000,000</b> | <b>2,454,350,000</b> | <b>219,350,000</b> | <b>9.81%</b>   |



## 091: Miisaaniyadda 2020 ee W.Arrimaha Dibadda iyo Iskaashiga Caalamiga ah

| Madax   | Faahfaahin  | 2019                 | 2020                 | Farqi               | % Farqi        |
|---|---|----------------------|----------------------|---------------------|----------------|
| <b>Mushaharka &amp; Gunnooyinka</b>                             |   |                      |                      |                     |                |
| 2110101:  | Mushaharka Shaqaalaha Joogtada Ah                     | 1,043,108,352        | 1,490,243,040        | 447,134,688         | 42.87%         |
| 2110203:  | Mushaharka Shaqaalaha kale Aan J/Ahayn                | 445,200,000          | 445,200,000          | 0                   | 0.00%          |
| 2110301:  | Gunno Xil   | 380,400,000          | 398,400,000          | 18,000,000          | 4.73%          |
| 2110303:  | Gunno Hawleed   | 1,159,200,000        | 1,559,040,000        | 399,840,000         | 34.49%         |
| 2110306:  | Gunno Ilaalo  | 36,000,000           | 36,000,000           | 0                   | 0.00%          |
| 2110308:  | Gunno Ciideed   |                      | 31,046,730           | 31,046,730          | 100.00%        |
| <b>Sub total</b>  |   | <b>3,063,908,352</b> | <b>3,959,929,770</b> | <b>896,021,418</b>  | <b>29.24%</b>  |
| <b>Adeega Nalka &amp; Biyaha</b>                                |   |                      |                      |                     |                |
| 2210101:  | Isticmaalka Nalka                                     | 70,000,000           | 100,000,000          | 30,000,000          | 42.86%         |
| 2210102:  | IsticmaalkaBiyaha                                     | 41,500,000           | 41,500,000           | 0                   | 0.00%          |
| <b>Sub total</b>  |   | <b>111,500,000</b>   | <b>141,500,000</b>   | <b>30,000,000</b>   | <b>26.91%</b>  |
| <b>Isgaadhsiinta</b>  |   |                      |                      |                     |                |
| 2210201:  | Isticmaalka Boosaha & Isgaadhsiinta.                  | 200,000,000          | 260,000,000          | 60,000,000          | 30.00%         |
| <b>Sub total</b>  |   | <b>200,000,000</b>   | <b>260,000,000</b>   | <b>60,000,000</b>   | <b>30.00%</b>  |
| <b>Kharashka Safarada Gudaha</b>                                |   |                      |                      |                     |                |
| 2210301:  | Noolka, sahayda iyo habeen dhaxyada safarada Gudaha   | 16,220,400           | 26,220,400           | 10,000,000          | 61.65%         |
| <b>Sub total</b>  |   | <b>16,220,400</b>    | <b>26,220,400</b>    | <b>10,000,000</b>   | <b>61.65%</b>  |
| <b>Kharashka Safarada Debadda</b>                               |   |                      |                      |                     |                |
| 2210401:  | Noolka, sahayda iyo habeen dhaxyada Safarada Dibadda. | 1,000,000,000        | 1,000,000,000        | 0                   | 0.00%          |
| 2210407:  | Kharashka Hawsha Iskaashiga Caalimaga Ah              | 200,000,000          | 50,000,000           | -150,000,000        | -75.00%        |
| <b>Sub total</b>  |   | <b>1,200,000,000</b> | <b>1,050,000,000</b> | <b>-150,000,000</b> | <b>-12.50%</b> |
| <b>Kharashka Daabacaadaha, Xayeysiisyada &amp; Wacyigelinta</b> |   |                      |                      |                     |                |
| 2210503:  | Wargeysyadda & Bugaagta.                              | 44,315,600           | 158,716,934          | 114,401,334         | 258.15%        |
| <b>Sub total</b>  |   | <b>44,315,600</b>    | <b>158,716,934</b>   | <b>114,401,334</b>  | <b>258.15%</b> |
| <b>Kharashak Kirada Hantida</b>                                 |   |                      |                      |                     |                |
| 2210603:  | Ijaarka Xafiisyada                                    | 32,990,688           | 112,990,688          | 80,000,000          | 242.49%        |
| <b>Sub total</b>  |   | <b>32,990,688</b>    | <b>112,990,688</b>   | <b>80,000,000</b>   | <b>242.49%</b> |
| <b>Kharashka Maamuuska &amp; Martiqaadyada</b>                  |   |                      |                      |                     |                |
| 2210802:  | Martiqaadyada & Munaasibadaha                         | 320,000,000          | 549,191,325          | 229,191,325         | 71.62%         |
| 2210807:  | Kh. Dhiiri-Gelinta & Abaalmarinta.                    | 72,114,092           | 41,295,590           | -30,818,502         | -42.74%        |
| <b>Sub total</b>  |   | <b>392,114,092</b>   | <b>590,486,915</b>   | <b>198,372,823</b>  | <b>50.59%</b>  |
| <b>Kharashka Isticmaalka Alaabta Hawsha.</b>                    |   |                      |                      |                     |                |
| 2211016:  | Dharka & Dirayska.                                    | 50,000,000           | 50,000,000           | 0                   | 0.00%          |
| <b>Sub total</b>  |   | <b>50,000,000</b>    | <b>50,000,000</b>    | <b>0</b>            | <b>0.00%</b>   |
| <b>Alaabta Xafiisyada</b>                                       |   |                      |                      |                     |                |
| 2211101:  | Alaabta Xafiisyadda (Stationery).                     | 60,000,000           | 120,000,000          | 60,000,000          | 100.00%        |
| <b>Sub total</b>  |   | <b>60,000,000</b>    | <b>120,000,000</b>   | <b>60,000,000</b>   | <b>100.00%</b> |
| <b>Kharashka Shiidaalka &amp; Saliidaha</b>                     |   |                      |                      |                     |                |
| 2211201:  | Batrootka, Naafatadda & Saliidaha.                    | 350,000,000          | 600,000,000          | 250,000,000         | 71.43%         |
| <b>Sub total</b>  |   | <b>350,000,000</b>   | <b>600,000,000</b>   | <b>250,000,000</b>  | <b>71.43%</b>  |
| <b>Kharashaadka kale ee Hawl socodsiinta</b>                    |   |                      |                      |                     |                |

**091: Miisaaniyadda 2020 ee W.Arrimaha Dibadda iyo Iskaashiga Caalamiga ah**

|   |                       |                       |                       |                 |
|---|-----------------------|-----------------------|-----------------------|-----------------|
| 2211316: Kharashka Safaaradaha & Qunsuliyadaha            | 10,000,000,000        | 14,000,000,000        | 4,000,000,000         | 40.00%          |
| 2211341: Barmaamijyada Hawlaha Shaqada                    | 81,000,000            |                       | -81,000,000           | -100.00%        |
| 2211342: Kharashka Gaar Ah                                | 194,000,000           |                       | -194,000,000          | -100.00%        |
| 2211348: Sanduqa Aqoonsi Raadinta                         | 15,000,000,000        | 23,500,000,000        | 8,500,000,000         | 56.67%          |
| 2211364: Kh. Xafiiska Ladagaalanka Budhcada Badeeda       | 988,000,000           | 1,088,000,000         | 100,000,000           | 10.12%          |
| <b>Sub total</b>  | <b>26,263,000,000</b> | <b>38,588,000,000</b> | <b>12,325,000,000</b> | <b>46.93%</b>   |
| <b>Daryeelka Gaadiidka</b>                                |                       |                       |                       |                 |
| 2220101: Daryeelka Gaadiidka Iyo Mishiinada               | 60,000,000            | 33,000,000            | -27,000,000           | -45.00%         |
| <b>Sub total</b>  | <b>60,000,000</b>     | <b>33,000,000</b>     | <b>-27,000,000</b>    | <b>-45.00%</b>  |
| <b>Daryeelka Hantida kale</b>                             |                       |                       |                       |                 |
| 2220204: Daryeelka Xafiisyada                             | 50,000,000            | 30,000,000            | -20,000,000           | -40.00%         |
| <b>Sub total</b>  | <b>50,000,000</b>     | <b>30,000,000</b>     | <b>-20,000,000</b>    | <b>-40.00%</b>  |
| <b>Kaalmooyinka Qeybaha kale ee dawladda</b>              |                       |                       |                       |                 |
| 2640431: Kharashka Xafiiska Qurba Jooga                   | 1,900,000,000         | 1,900,000,000         | 0                     | 0.00%           |
| <b>Sub total</b>  | <b>1,900,000,000</b>  | <b>1,900,000,000</b>  | <b>0</b>              | <b>0.00%</b>    |
| <b>libsiga Qalabka kala duwan ee xafiisyada</b>           |                       |                       |                       |                 |
| 3111002: libsiga Qalabka Xafiisyada                       | 50,000,000            |                       | -50,000,000           | -100.00%        |
| <b>Sub total</b>  | <b>50,000,000</b>     | <b>0</b>              | <b>-50,000,000</b>    | <b>-100.00%</b> |
| <b>Total: W.Arrimaha Dibadda iyo Iskaashiga Caalamiga</b> | <b>33,844,049,132</b> | <b>47,620,844,707</b> | <b>13,776,795,575</b> | <b>40.71%</b>   |

## 101: Miisaaniyadda 2020 ee Wasaaradda Cadaaladda & Garsoorka.

| Madax   | Faahfaahin  | 2019                 | 2020                 | Farqi                 | % Farqi        |
|---|---|----------------------|----------------------|-----------------------|----------------|
| <b>Mushaharka &amp; Gunnooyinka</b>                             |   |                      |                      |                       |                |
| 2110101:  | Mushaharka Shaqaalaha Joogtada Ah                     | 1,849,243,966        | 2,119,246,272        | 270,002,306           | 14.60%         |
| 2110203:  | Mushaharka Shaqaalaha kale Aan J/Ahayn                | 537,600,000          | 537,600,000          | 0                     | 0.00%          |
| 2110301:  | Gunno Xil   | 576,000,000          | 576,000,000          | 0                     | 0.00%          |
| 2110303:  | Gunno Hawleed   | 2,221,128,000        | 2,652,168,000        | 431,040,000           | 19.41%         |
| 2110306:  | Gunno Ilaalo  | 86,400,000           | 86,400,000           | 0                     | 0.00%          |
| 2110308:  | Gunno Ciideed   |                      | 44,150,964           | 44,150,964            | 100.00%        |
| <b>Sub total</b>  |   | <b>5,270,371,966</b> | <b>6,015,565,236</b> | <b>745,193,270</b>    | <b>14.14%</b>  |
| <b>Adeega Nalka &amp; Biyaha</b>                                |   |                      |                      |                       |                |
| 2210101:  | Isticmaalka Nalka                                     | 132,000,000          | 132,000,000          | 0                     | 0.00%          |
| 2210102:  | IsticmaalkaBiyaha                                     | 20,000,000           | 20,000,000           | 0                     | 0.00%          |
| <b>Sub total</b>  |   | <b>152,000,000</b>   | <b>152,000,000</b>   | <b>0</b>              | <b>0.00%</b>   |
| <b>Isgaadhsiinta</b>  |   |                      |                      |                       |                |
| 2210201:  | Isticmaalka Boosaha & Isgaadhsiinta.                  | 80,000,000           | 130,000,000          | 50,000,000            | 62.50%         |
| <b>Sub total</b>  |   | <b>80,000,000</b>    | <b>130,000,000</b>   | <b>50,000,000</b>     | <b>62.50%</b>  |
| <b>Kharashka Safarada Gudaha</b>                                |   |                      |                      |                       |                |
| 2210301:  | Noolka, sahayda iyo habeen dhaxyada safarada Gudaha   | 70,000,000           | 90,000,000           | 20,000,000            | 28.57%         |
| <b>Sub total</b>  |   | <b>70,000,000</b>    | <b>90,000,000</b>    | <b>20,000,000</b>     | <b>28.57%</b>  |
| <b>Kharashka Daabacaadaha, Xayaysiisyada &amp; Wacyigelinta</b> |   |                      |                      |                       |                |
| 2210503:  | Wargeysyadda & Bugaagta.                              | 12,272,000           | 15,177,640           | 2,905,640             | 23.68%         |
| <b>Sub total</b>  |   | <b>12,272,000</b>    | <b>15,177,640</b>    | <b>2,905,640</b>      | <b>23.68%</b>  |
| <b>Kharashak Kirada Hantida</b>                                 |   |                      |                      |                       |                |
| 2210603:  | Ijaarka Xafiisyada                                    | 50,000,000           | 60,000,000           | 10,000,000            | 20.00%         |
| <b>Sub total</b>  |   | <b>50,000,000</b>    | <b>60,000,000</b>    | <b>10,000,000</b>     | <b>20.00%</b>  |
| <b>Kharashka Tababarada</b>                                     |   |                      |                      |                       |                |
| 2210714:  | Tababarka & Imtixaanadda.                             | 240,000,000          | 336,000,000          | 96,000,000            | 40.00%         |
| <b>Sub total</b>  |   | <b>240,000,000</b>   | <b>336,000,000</b>   | <b>96,000,000</b>     | <b>40.00%</b>  |
| <b>Kharashka Maamuuska &amp; Martiqaadyada</b>                  |   |                      |                      |                       |                |
| 2210802:  | Martiqaadyada & Munaasibadaha                         | 54,000,000           | 86,000,000           | 32,000,000            | 59.26%         |
| 2210807:  | Kh. Dhiiri-Gelinta & Abaalmarinta.                    | 40,030,848           |                      | -40,030,848           | -100.00%       |
| <b>Sub total</b>  |   | <b>94,030,848</b>    | <b>86,000,000</b>    | <b>-8,030,848</b>     | <b>-8.54%</b>  |
| <b>Alaabta Xafiisyada</b>                                       |   |                      |                      |                       |                |
| 2211101:  | Alaabta Xafiisyadda (Stationery).                     | 90,000,000           | 90,000,000           | 0                     | 0.00%          |
| <b>Sub total</b>  |   | <b>90,000,000</b>    | <b>90,000,000</b>    | <b>0</b>              | <b>0.00%</b>   |
| <b>Kharashka Shiidaalka &amp; Saliidaha</b>                     |   |                      |                      |                       |                |
| 2211201:  | Batrootka, Naafatadda & Saliidaha.                    | 429,840,000          | 429,840,000          | 0                     | 0.00%          |
| <b>Sub total</b>  |   | <b>429,840,000</b>   | <b>429,840,000</b>   | <b>0</b>              | <b>0.00%</b>   |
| <b>Kharashaadka kale ee Hawl socodsiinta</b>                    |   |                      |                      |                       |                |
| 2211352:  | Kh/ Diyaarinta, Dib U Habaynta Iyo Faafinta Shuruucda | 1,532,664,896        |                      | -1,532,664,896        | -100.00%       |
| 2211366:  | Kharashka Baadhista Xasuuqa                           | 600,000,000          | 600,000,000          | 0                     | 0.00%          |
| 2211387:  | Kharashyadda Yar Yar Ee Xafiisyadda                   | 20,000,000           | 25,000,000           | 5,000,000             | 25.00%         |
| <b>Sub total</b>  |   | <b>2,152,664,896</b> | <b>625,000,000</b>   | <b>-1,527,664,896</b> | <b>-70.97%</b> |

## 101: Miisaaniyadda 2020 ee Wasaaradda Cadaaladda & Garsoorka.

### *Daryeelka Gaadiidka*

|   |                    |                    |                  |              |
|---|--------------------|--------------------|------------------|--------------|
| 2220101: Daryeelka Gaadiidka Iyo Mishiinada | 120,000,000        | 126,000,000        | 6,000,000        | 5.00%        |
| <b>Sub total</b>                            | <b>120,000,000</b> | <b>126,000,000</b> | <b>6,000,000</b> | <b>5.00%</b> |

### *Daryeelka Hantida kale*

|                               |                   |                    |                   |                |
|-------------------------------|-------------------|--------------------|-------------------|----------------|
| 2220204: Daryeelka Xafiisyada | 50,000,000        | 100,000,000        | 50,000,000        | 100.00%        |
| <b>Sub total</b>              | <b>50,000,000</b> | <b>100,000,000</b> | <b>50,000,000</b> | <b>100.00%</b> |

### *Mashaariicda Dawladda*

|                              |                    |                    |          |              |
|------------------------------|--------------------|--------------------|----------|--------------|
| 2400201: Mashruuca Ciyaaraha | 200,000,000        | 200,000,000        | 0        | 0.00%        |
| <b>Sub total</b>             | <b>200,000,000</b> | <b>200,000,000</b> | <b>0</b> | <b>0.00%</b> |

### *Kaalmooyinka Qeybaha kale ee dawladda*

|                                   |                    |                    |          |              |
|-----------------------------------|--------------------|--------------------|----------|--------------|
| 2640419: KaalmadaUrurka Qareenada | 300,000,000        | 300,000,000        | 0        | 0.00%        |
| <b>Sub total</b>                  | <b>300,000,000</b> | <b>300,000,000</b> | <b>0</b> | <b>0.00%</b> |

### *libsiga Gaadiidka*

|   |                    |          |                     |                 |
|---|--------------------|----------|---------------------|-----------------|
| 3110701: libsiga Gaadiidka & Mishiinada | 200,000,000        |          | -200,000,000        | -100.00%        |
| <b>Sub total</b>                        | <b>200,000,000</b> | <b>0</b> | <b>-200,000,000</b> | <b>-100.00%</b> |

|  |                      |                      |                     |               |
|--|----------------------|----------------------|---------------------|---------------|
| <b>Total: Wasaaradda Cadaaladda &amp; Garsoorka.</b> | <b>9,511,179,710</b> | <b>8,755,582,876</b> | <b>-755,596,834</b> | <b>-7.94%</b> |
|--|----------------------|----------------------|---------------------|---------------|

## 102: Miisaaniyadda 2020 ee Ciidanka Asluubta.

| Madax   | Faahfaahin  | 2019                  | 2020                  | Farqi                | % Farqi        |
|---|---|-----------------------|-----------------------|----------------------|----------------|
| <b>Mushaharka &amp; Gunnooyinka</b>                             |   |                       |                       |                      |                |
| 2110103:  | Mushaharka Shaqalaha Joogtada Ah (Ciidanka Booliska iyo Asluubta) | 28,077,507,840        | 28,203,014,592        | 125,506,752          | 0.45%          |
| 2110301:  | Gunno Xil   | 882,800,000           | 1,012,400,000         | 129,600,000          | 14.68%         |
| 2110302:  | Gunno Xagaayeed/Geedfuul  | 720,000,000           | 720,000,000           | 0                    | 0.00%          |
| 2110308:  | Gunno Ciideed   |                       | 587,562,804           | 587,562,804          | 100.00%        |
| <b>Sub total</b>  |   | <b>29,680,307,840</b> | <b>30,522,977,396</b> | <b>842,669,556</b>   | <b>2.84%</b>   |
| <b>Daryeelka Bulshada</b>                                       |   |                       |                       |                      |                |
| 2120203:  | Daawaynta Iyo Cafimadka Shaqalaha                                 | 300,000,000           | 300,000,000           | 0                    | 0.00%          |
| <b>Sub total</b>  |   | <b>300,000,000</b>    | <b>300,000,000</b>    | <b>0</b>             | <b>0.00%</b>   |
| <b>Adeega Nalka &amp; Biyaha</b>                                |   |                       |                       |                      |                |
| 2210101:  | Isticmaalka Nalka   | 399,000,000           | 399,000,000           | 0                    | 0.00%          |
| <b>Sub total</b>  |   | <b>399,000,000</b>    | <b>399,000,000</b>    | <b>0</b>             | <b>0.00%</b>   |
| <b>Isgaadhsiinta</b>  |   |                       |                       |                      |                |
| 2210201:  | Isticmaalka Boosaha & Isgaadhsiinta.                              | 17,500,000            | 30,000,000            | 12,500,000           | 71.43%         |
| <b>Sub total</b>  |   | <b>17,500,000</b>     | <b>30,000,000</b>     | <b>12,500,000</b>    | <b>71.43%</b>  |
| <b>Kharashka Safarada Gudaha</b>                                |   |                       |                       |                      |                |
| 2210301:  | Noolka, sahayda iyo habeen dhaxyada safarada Gudaha               | 14,000,000            | 50,000,000            | 36,000,000           | 257.14%        |
| <b>Sub total</b>  |   | <b>14,000,000</b>     | <b>50,000,000</b>     | <b>36,000,000</b>    | <b>257.14%</b> |
| <b>Kharashka Daabacaadaha, Xayeysiisyada &amp; Wacyigelinta</b> |   |                       |                       |                      |                |
| 2210503:  | Wargeysyadda & Bugaagta.  | 21,000,000            | 30,000,000            | 9,000,000            | 42.86%         |
| <b>Sub total</b>  |   | <b>21,000,000</b>     | <b>30,000,000</b>     | <b>9,000,000</b>     | <b>42.86%</b>  |
| <b>Kharashka Kirada Hantida</b>                                 |   |                       |                       |                      |                |
| 2210603:  | Ijaarka Xafiisyada  | 10,500,000            | 40,000,000            | 29,500,000           | 280.95%        |
| <b>Sub total</b>  |   | <b>10,500,000</b>     | <b>40,000,000</b>     | <b>29,500,000</b>    | <b>280.95%</b> |
| <b>Kharashka Tababarada</b>                                     |   |                       |                       |                      |                |
| 2210714:  | Tababarka & Imtixaanadda.   | 100,000,000           | 100,000,000           | 0                    | 0.00%          |
| <b>Sub total</b>  |   | <b>100,000,000</b>    | <b>100,000,000</b>    | <b>0</b>             | <b>0.00%</b>   |
| <b>Kharashka Maamuuska &amp; Martiqaadyada</b>                  |   |                       |                       |                      |                |
| 2210802:  | Martiqaadyada & Munaasibadaha                                     | 14,700,000            | 49,700,000            | 35,000,000           | 238.10%        |
| 2210807:  | Kh. Dhiiri-Gelinta & Abaalmarinta.                                | 579,209,780           |                       | -579,209,780         | -100.00%       |
| 2210808:  | Kharashka Nabadaynta  | 14,700,000            | 34,700,000            | 20,000,000           | 136.05%        |
| <b>Sub total</b>  |   | <b>608,609,780</b>    | <b>84,400,000</b>     | <b>-524,209,780</b>  | <b>-86.13%</b> |
| <b>Kharashka Isticmaalka Alaabta Hawsha.</b>                    |   |                       |                       |                      |                |
| 2211001:  | Daawada   | 240,000,000           | 300,000,000           | 60,000,000           | 25.00%         |
| 2211015:  | Rashinka Iyo Wixii Soo Raaca                                      | 24,790,996,000        | 29,023,315,720        | 4,232,319,720        | 17.07%         |
| 2211016:  | Dharka & Dirayska.  | 1,900,000,000         | 1,900,000,000         | 0                    | 0.00%          |
| 2211021:  | Gogosha iyo Macuunta  | 427,826,000           | 427,826,000           | 0                    | 0.00%          |
| <b>Sub total</b>  |   | <b>27,358,822,000</b> | <b>31,651,141,720</b> | <b>4,292,319,720</b> | <b>15.69%</b>  |
| <b>Alaabta Xafiisyada</b>                                       |   |                       |                       |                      |                |
| 2211101:  | Alaabta Xafiisyadda (Stationery).                                 | 41,500,000            | 41,500,000            | 0                    | 0.00%          |
| <b>Sub total</b>  |   | <b>41,500,000</b>     | <b>41,500,000</b>     | <b>0</b>             | <b>0.00%</b>   |
| <b>Kharashka Shiidaalka &amp; Saliidaha</b>                     |   |                       |                       |                      |                |

## 102: Miisaaniyadda 2020 ee Ciidanka Asluubta.

|  |                       |                       |                       |                 |
|--|-----------------------|-----------------------|-----------------------|-----------------|
| 2211201: Batroolka, Naafatadda & Saliidaha.          | 1,406,624,000         | 1,606,624,000         | 200,000,000           | 14.22%          |
| <b>Sub total</b>                                     | <b>1,406,624,000</b>  | <b>1,606,624,000</b>  | <b>200,000,000</b>    | <b>14.22%</b>   |
| <b>Kharashaadka kale ee Hawl socodsiinta</b>         |                       |                       |                       |                 |
| 2211303: Kharashka Noolka iyo Sahaysiinta Maxabiista | 270,000,000           | 300,000,000           | 30,000,000            | 11.11%          |
| 2211342: Kharashka Gaar Ah                           | 35,339,040            | 35,339,040            | 0                     | 0.00%           |
| 2211387: Kharashyadda Yar Yar Ee Xafiisyadda         | 7,000,000             | 15,684,452            | 8,684,452             | 124.06%         |
| <b>Sub total</b>                                     | <b>312,339,040</b>    | <b>351,023,492</b>    | <b>38,684,452</b>     | <b>12.39%</b>   |
| <b>Daryeelka Gaadiidka</b>                           |                       |                       |                       |                 |
| 2220101: Daryeelka Gaadiidka Iyo Mishiinada          | 408,096,470           | 420,000,000           | 11,903,530            | 2.92%           |
| <b>Sub total</b>                                     | <b>408,096,470</b>    | <b>420,000,000</b>    | <b>11,903,530</b>     | <b>2.92%</b>    |
| <b>Daryeelka Hantida kale</b>                        |                       |                       |                       |                 |
| 2220204: Daryeelka Xafiisyada                        | 10,500,000            |                       | -10,500,000           | -100.00%        |
| <b>Sub total</b>                                     | <b>10,500,000</b>     | <b>0</b>              | <b>-10,500,000</b>    | <b>-100.00%</b> |
| <b>Kabka Wasaaradaha &amp; Hay'adaha</b>             |                       |                       |                       |                 |
| 2510102: Kabka Raashinka                             | 90,000,000            | 90,000,000            | 0                     | 0.00%           |
| <b>Sub total</b>                                     | <b>90,000,000</b>     | <b>90,000,000</b>     | <b>0</b>              | <b>0.00%</b>    |
| <b>Dhismayaasha</b>                                  |                       |                       |                       |                 |
| 3110204: Dhismaha Jeelasha                           | 5,329,060,650         | 2,650,000,000         | -2,679,060,650        | -50.27%         |
| <b>Sub total</b>                                     | <b>5,329,060,650</b>  | <b>2,650,000,000</b>  | <b>-2,679,060,650</b> | <b>-50.27%</b>  |
| <b>libsiga Gaadiidka</b>                             |                       |                       |                       |                 |
| 3110701: libsiga Gaadiidka & Mishiinada              | 350,000,000           |                       | -350,000,000          | -100.00%        |
| <b>Sub total</b>                                     | <b>350,000,000</b>    | <b>0</b>              | <b>-350,000,000</b>   | <b>-100.00%</b> |
| <b>libsiga Qalabka kale</b>                          |                       |                       |                       |                 |
| 3111108: libsiga Saanada Ciidanka                    | 400,000,000           | 400,000,000           | 0                     | 0.00%           |
| 3111120: libsiga Hantida Kale Ee Dowlada             | 771,000,000           | 521,000,000           | -250,000,000          | -32.43%         |
| <b>Sub total</b>                                     | <b>1,171,000,000</b>  | <b>921,000,000</b>    | <b>-250,000,000</b>   | <b>-21.35%</b>  |
| <b>Total: Ciidanka Asluubta.</b>                     | <b>67,628,859,780</b> | <b>69,287,666,608</b> | <b>1,658,806,828</b>  | <b>2.45%</b>    |

### 103: Miisaaniyadda 2020 ee Max-kamadda Hoose.

| Madax   | Faahfaahin  | 2019                  | 2020                  | Farqi                | % Farqi         |
|---|---|-----------------------|-----------------------|----------------------|-----------------|
| <b>Mushaharka &amp; Gunnooyinka</b>                             |   |                       |                       |                      |                 |
| 2110102:  | Mushaharka Shaqaalaha Joogtada Ah ( Shaqaalaha Garsoorka) | 5,062,337,280         | 5,308,617,600         | 246,280,320          | 4.86%           |
| 2110203:  | Mushaharka Shaqaalaha kale Aan J/Ahayn                    | 2,631,492,864         | 2,631,492,864         | 0                    | 0.00%           |
| 2110301:  | Gunno Xil   | 11,629,008,777        | 11,629,008,000        | -777                 | 0.00%           |
| 2110302:  | Gunno Xagaayeed/Geedfuul                                  | 288,000,000           | 288,000,000           | 0                    | 0.00%           |
| 2110303:  | Gunno Hawleed   | 8,552,880,000         | 9,724,320,000         | 1,171,440,000        | 13.70%          |
| 2110306:  | Gunno Ilaalo  | 251,700,000           | 401,700,000           | 150,000,000          | 59.59%          |
| 2110308:  | Gunno Ciideed   |                       | 110,596,200           | 110,596,200          | 100.00%         |
| <b>Sub total</b>  |   | <b>28,415,418,921</b> | <b>30,093,734,664</b> | <b>1,678,315,743</b> | <b>5.91%</b>    |
| <b>Adeega Nalka &amp; Biyaha</b>                                |   |                       |                       |                      |                 |
| 2210101:  | Isticmaalka Nalka   | 400,000,000           | 400,000,000           | 0                    | 0.00%           |
| 2210102:  | IsticmaalkaBiyaha   | 100,000,000           | 100,000,000           | 0                    | 0.00%           |
| <b>Sub total</b>  |   | <b>500,000,000</b>    | <b>500,000,000</b>    | <b>0</b>             | <b>0.00%</b>    |
| <b>Isgaadhsiinta</b>  |   |                       |                       |                      |                 |
| 2210201:  | Isticmaalka Boosaha & Isgaadhsiinta.                      | 103,000,000           | 103,000,000           | 0                    | 0.00%           |
| <b>Sub total</b>  |   | <b>103,000,000</b>    | <b>103,000,000</b>    | <b>0</b>             | <b>0.00%</b>    |
| <b>Kharashka Safarada Gudaha</b>                                |   |                       |                       |                      |                 |
| 2210301:  | Noolka, sahayda iyo habeen dhaxyada safarada Gudaha       | 200,000,000           | 200,000,000           | 0                    | 0.00%           |
| <b>Sub total</b>  |   | <b>200,000,000</b>    | <b>200,000,000</b>    | <b>0</b>             | <b>0.00%</b>    |
| <b>Kharashka Daabacaadaha, Xayeysiisyada &amp; Wacyigelinta</b> |   |                       |                       |                      |                 |
| 2210503:  | Wargeysyada & Bugaagta.                                   | 10,500,000            | 20,000,000            | 9,500,000            | 90.48%          |
| <b>Sub total</b>  |   | <b>10,500,000</b>     | <b>20,000,000</b>     | <b>9,500,000</b>     | <b>90.48%</b>   |
| <b>Kharashak Kirada Hantida</b>                                 |   |                       |                       |                      |                 |
| 2210603:  | Ijaarka Xafiisyada  | 28,800,000            | 28,800,000            | 0                    | 0.00%           |
| <b>Sub total</b>  |   | <b>28,800,000</b>     | <b>28,800,000</b>     | <b>0</b>             | <b>0.00%</b>    |
| <b>Kharashka Maamuuska &amp; Martiqaadyada</b>                  |   |                       |                       |                      |                 |
| 2210807:  | Kh. Dhiiri-Gelinta & Abaalmarinta.                        | 105,465,360           |                       | -105,465,360         | -100.00%        |
| <b>Sub total</b>  |   | <b>105,465,360</b>    | <b>0</b>              | <b>-105,465,360</b>  | <b>-100.00%</b> |
| <b>Alaabta Xafiisyada</b>                                       |   |                       |                       |                      |                 |
| 2211101:  | Alaabta Xafiisyada (Stationery).                          | 456,000,000           | 534,569,250           | 78,569,250           | 17.23%          |
| <b>Sub total</b>  |   | <b>456,000,000</b>    | <b>534,569,250</b>    | <b>78,569,250</b>    | <b>17.23%</b>   |
| <b>Kharashka Shiidaalka &amp; Saliidaha</b>                     |   |                       |                       |                      |                 |
| 2211201:  | Batrootka, Naafatadda & Saliidaha.                        | 493,000,000           | 493,000,000           | 0                    | 0.00%           |
| <b>Sub total</b>  |   | <b>493,000,000</b>    | <b>493,000,000</b>    | <b>0</b>             | <b>0.00%</b>    |
| <b>Kharashaadka kale ee Hawl socodsiinta</b>                    |   |                       |                       |                      |                 |
| 2211326:  | Kharashka Garsoorayaasha                                  | 21,481,600            | 43,000,000            | 21,518,400           | 100.17%         |
| 2211327:  | Kharashka Qareenka Saboolka                               | 10,427,200            | 20,000,000            | 9,572,800            | 91.81%          |
| <b>Sub total</b>  |   | <b>31,908,800</b>     | <b>63,000,000</b>     | <b>31,091,200</b>    | <b>97.44%</b>   |
| <b>Daryeelka Gaadiidka</b>                                      |   |                       |                       |                      |                 |
| 2220101:  | Daryeelka Gaadiidka Iyo Mishiinada                        | 210,000,000           | 215,500,000           | 5,500,000            | 2.62%           |
| <b>Sub total</b>  |   | <b>210,000,000</b>    | <b>215,500,000</b>    | <b>5,500,000</b>     | <b>2.62%</b>    |
| <b>Dhismayaasha</b>   |   |                       |                       |                      |                 |

**103: Miisaaniyadda 2020 ee Max-kamadda Hoose.**

|  |                       |                       |                     |                 |
|--|-----------------------|-----------------------|---------------------|-----------------|
| 3110202: Dhismayasha Xafiisyada, Dugsiyada iyo Cisbitalada | 900,000,000           |                       | -900,000,000        | -100.00%        |
| <b>Sub total</b>   | <b>900,000,000</b>    | <b>0</b>              | <b>-900,000,000</b> | <b>-100.00%</b> |
| <b>libsiga Gaadiidka</b>                                   |                       |                       |                     |                 |
| 3110701: libsiga Gaadiidka & Mishiinada                    | 168,000,000           |                       | -168,000,000        | -100.00%        |
| <b>Sub total</b>   | <b>168,000,000</b>    | <b>0</b>              | <b>-168,000,000</b> | <b>-100.00%</b> |
| <b>libsiga Qalabka kala duwan ee xafiisyada</b>            |                       |                       |                     |                 |
| 3111002: libsiga Qalabka Xafiisyada                        |                       | 98,500,000            | 98,500,000          | 100.00%         |
| <b>Sub total</b>   | <b>0</b>              | <b>98,500,000</b>     | <b>98,500,000</b>   | <b>100.00%</b>  |
| <b>Total: Max-kamadda Hoose.</b>                           | <b>31,622,093,081</b> | <b>32,350,103,914</b> | <b>728,010,833</b>  | <b>2.30%</b>    |



## 104: Miisaaniyadda 2020 ee Guddiga Xaquuqal Insaanka Qaranka.

| Madax   | Faahfaahin  | 2019                 | 2020                 | Farqi              | % Farqi        |
|---|---|----------------------|----------------------|--------------------|----------------|
| <b>Mushaharka &amp; Gunnooyinka</b>                             |   |                      |                      |                    |                |
| 2110101:  | Mushaharka Shaqaalaha Joogtada Ah                     | 499,026,528          | 589,384,224          | 90,357,696         | 18.11%         |
| 2110203:  | Mushaharka Shaqaalaha kale Aan J/Ahayn                | 1,146,000,000        | 1,146,000,000        | 0                  | 0.00%          |
| 2110301:  | Gunno Xil   | 182,400,000          | 182,400,000          | 0                  | 0.00%          |
| 2110303:  | Gunno Hawleed   | 616,080,000          | 725,520,000          | 109,440,000        | 17.76%         |
| 2110306:  | Gunno Ilaalo  | 7,200,000            | 7,200,000            | 0                  | 0.00%          |
| 2110308:  | Gunno Ciideed   |                      | 15,381,370           | 15,381,370         | 100.00%        |
| <b>Sub total</b>  |   | <b>2,450,706,528</b> | <b>2,665,885,594</b> | <b>215,179,066</b> | <b>8.78%</b>   |
| <b>Adeega Nalka &amp; Biyaha</b>                                |   |                      |                      |                    |                |
| 2210101:  | Isticmaalka Nalka                                     | 12,000,000           | 12,000,000           | 0                  | 0.00%          |
| 2210102:  | IsticmaalkaBiyaha                                     | 8,000,000            | 3,000,000            | -5,000,000         | -62.50%        |
| <b>Sub total</b>  |   | <b>20,000,000</b>    | <b>15,000,000</b>    | <b>-5,000,000</b>  | <b>-25.00%</b> |
| <b>Isgaadhsiinta</b>  |   |                      |                      |                    |                |
| 2210201:  | Isticmaalka Boosaha & Isgaadhsiinta.                  | 50,000,000           | 61,000,000           | 11,000,000         | 22.00%         |
| <b>Sub total</b>  |   | <b>50,000,000</b>    | <b>61,000,000</b>    | <b>11,000,000</b>  | <b>22.00%</b>  |
| <b>Kharashka Safarada Gudaha</b>                                |   |                      |                      |                    |                |
| 2210301:  | Noolka, sahayda iyo habeen dhaxyada safarada Gudaha   | 80,000,000           | 80,000,000           | 0                  | 0.00%          |
| <b>Sub total</b>  |   | <b>80,000,000</b>    | <b>80,000,000</b>    | <b>0</b>           | <b>0.00%</b>   |
| <b>Kharashka Safarada Debadda</b>                               |   |                      |                      |                    |                |
| 2210401:  | Noolka, sahayda iyo habeen dhaxyada Safarada Dibadda. |                      | 100,000,000          | 100,000,000        | 100.00%        |
| <b>Sub total</b>  |   | <b>0</b>             | <b>100,000,000</b>   | <b>100,000,000</b> | <b>100.00%</b> |
| <b>Kharashka Daabacaadaha, Xayaysiisyada &amp; Wacyigelinta</b> |   |                      |                      |                    |                |
| 2210503:  | Wargeysyadda & Bugaagta.                              | 14,000,000           | 17,000,000           | 3,000,000          | 21.43%         |
| 2210504:  | Kharashka Wacyigelinta                                | 50,000,000           | 30,000,000           | -20,000,000        | -40.00%        |
| <b>Sub total</b>  |   | <b>64,000,000</b>    | <b>47,000,000</b>    | <b>-17,000,000</b> | <b>-26.56%</b> |
| <b>Kharashak Kirada Hantida</b>                                 |   |                      |                      |                    |                |
| 2210603:  | Ijaarka Xafiisyada                                    | 122,400,000          | 230,400,000          | 108,000,000        | 88.24%         |
| <b>Sub total</b>  |   | <b>122,400,000</b>   | <b>230,400,000</b>   | <b>108,000,000</b> | <b>88.24%</b>  |
| <b>Kharashka Tababarada</b>                                     |   |                      |                      |                    |                |
| 2210714:  | Tababarka & Imtixaanadda.                             | 14,000,000           | 14,000,000           | 0                  | 0.00%          |
| <b>Sub total</b>  |   | <b>14,000,000</b>    | <b>14,000,000</b>    | <b>0</b>           | <b>0.00%</b>   |
| <b>Kharashka Maamuuska &amp; Martiqaadyada</b>                  |   |                      |                      |                    |                |
| 2210802:  | Martiqaadyada & Munaasibadaha                         | 40,000,000           | 50,000,000           | 10,000,000         | 25.00%         |
| 2210807:  | Kh. Dhiiri-Gelinta & Abaalmarinta.                    | 11,381,370           |                      | -11,381,370        | -100.00%       |
| <b>Sub total</b>  |   | <b>51,381,370</b>    | <b>50,000,000</b>    | <b>-1,381,370</b>  | <b>-2.69%</b>  |
| <b>Alaabta Xafiisyada</b>                                       |   |                      |                      |                    |                |
| 2211101:  | Alaabta Xafiisyadda (Stationery).                     | 20,000,000           | 15,000,000           | -5,000,000         | -25.00%        |
| <b>Sub total</b>  |   | <b>20,000,000</b>    | <b>15,000,000</b>    | <b>-5,000,000</b>  | <b>-25.00%</b> |
| <b>Kharashka Shiidaalka &amp; Saliidaha</b>                     |   |                      |                      |                    |                |
| 2211201:  | Batrootka, Naafatadda & Saliidaha.                    | 129,600,000          | 159,600,000          | 30,000,000         | 23.15%         |
| <b>Sub total</b>  |   | <b>129,600,000</b>   | <b>159,600,000</b>   | <b>30,000,000</b>  | <b>23.15%</b>  |
| <b>Kharashaadka kale ee Hawl socodsiinta</b>                    |   |                      |                      |                    |                |

**104: Miisaaniyadda 2020 ee Guddiga Xaquuqal Insaanka Qaranka.**

|  |                      |                      |                    |                 |
|--|----------------------|----------------------|--------------------|-----------------|
| 2211387: Kharashyadda Yar Yar Ee Xafiisyadda     | 20,000,000           | 20,000,000           | 0                  | 0.00%           |
| <b>Sub total</b>                                 | <b>20,000,000</b>    | <b>20,000,000</b>    | <b>0</b>           | <b>0.00%</b>    |
| <b>Daryeelka Gaadiidka</b>                       |                      |                      |                    |                 |
| 2220101: Daryeelka Gaadiidka Iyo Mishiinada      | 50,000,000           | 52,500,000           | 2,500,000          | 5.00%           |
| <b>Sub total</b>                                 | <b>50,000,000</b>    | <b>52,500,000</b>    | <b>2,500,000</b>   | <b>5.00%</b>    |
| <b>libsiga Qalabka kala duwan ee xafiisyada</b>  |                      |                      |                    |                 |
| 3111002: libsiga Qalabka Xafiisyada              | 30,000,000           |                      | -30,000,000        | -100.00%        |
| <b>Sub total</b>                                 | <b>30,000,000</b>    | <b>0</b>             | <b>-30,000,000</b> | <b>-100.00%</b> |
| <b>Total: Guddiga Xaquuqal Insaanka Qaranka.</b> | <b>3,102,087,898</b> | <b>3,510,385,594</b> | <b>408,297,696</b> | <b>13.16%</b>   |

## 111: Miisaaniyadda 2020 ee Wasaaradda Arrimaha Gudaha.

| Madax   | Faahfaahin  | 2019                  | 2020                  | Farqi              | % Farqi          |
|---|---|-----------------------|-----------------------|--------------------|------------------|
| <b>Mushaharka &amp; Gunnooyinka</b>                             |   |                       |                       |                    |                  |
| 2110101:  | Mushaharka Shaqaalaha Joojtada Ah                   | 3,850,662,816         | 3,914,003,808         | 63,340,992         | 1.64%            |
| 2110203:  | Mushaharka Shaqaalaha kale Aan J/Ahayn              | 5,906,160,000         | 6,008,160,000         | 102,000,000        | 1.73%            |
| 2110301:  | Gunno Xil   | 508,800,000           | 508,800,000           | 0                  | 0.00%            |
| 2110303:  | Gunno Hawleed                                       | 3,544,080,000         | 3,602,640,000         | 58,560,000         | 1.65%            |
| 2110308:  | Gunno Ciideed                                       |                       | 81,541,746            | 81,541,746         | 100.00%          |
| <b>Sub total</b>  |   | <b>13,809,702,816</b> | <b>14,115,145,554</b> | <b>305,442,738</b> | <b>2.21%</b>     |
| <b>Adeega Nalka &amp; Biyaha</b>                                |   |                       |                       |                    |                  |
| 2210101:  | Isticmaalka Nalka                                   | 110,000,000           | 250,000,000           | 140,000,000        | 127.27%          |
| 2210102:  | IsticmaalkaBiyaha                                   | 45,280,000            | 101,280,000           | 56,000,000         | 123.67%          |
| <b>Sub total</b>  |   | <b>155,280,000</b>    | <b>351,280,000</b>    | <b>196,000,000</b> | <b>126.22%</b>   |
| <b>Isgaadhsiinta</b>  |   |                       |                       |                    |                  |
| 2210201:  | Isticmaalka Boosaha & Isgaadhsiinta.                | 86,939,216            | 225,617,838           | 138,678,622        | 159.51%          |
| <b>Sub total</b>  |   | <b>86,939,216</b>     | <b>225,617,838</b>    | <b>138,678,622</b> | <b>159.51%</b>   |
| <b>Kharashka Safarada Gudaha</b>                                |   |                       |                       |                    |                  |
| 2210301:  | Noolka, sahayda iyo habeen dhaxyada safarada Gudaha | 71,439,366            | 201,439,366           | 130,000,000        | 181.97%          |
| <b>Sub total</b>  |   | <b>71,439,366</b>     | <b>201,439,366</b>    | <b>130,000,000</b> | <b>181.97%</b>   |
| <b>Kharashka Daabacaadaha, Xayeysiisyada &amp; Wacyigelinta</b> |   |                       |                       |                    |                  |
| 2210503:  | Wargeysyadda & Bugaagta.                            | 10,150,000            | 20,150,000            | 10,000,000         | 98.52%           |
| <b>Sub total</b>  |   | <b>10,150,000</b>     | <b>20,150,000</b>     | <b>10,000,000</b>  | <b>98.52%</b>    |
| <b>Kharashak Kirada Hantida</b>                                 |   |                       |                       |                    |                  |
| 2210602:  | Ijaarka Guryaha.                                    |                       | 280,000,000           | 280,000,000        | 100.00%          |
| 2210603:  | Ijaarka Xafiisyada                                  | 4,060,000             | 204,060,000           | 200,000,000        | 4926.11%         |
| <b>Sub total</b>  |   | <b>4,060,000</b>      | <b>484,060,000</b>    | <b>480,000,000</b> | <b>11822.66%</b> |
| <b>Kharashka Maamuuska &amp; Martiqaadyada</b>                  |   |                       |                       |                    |                  |
| 2210802:  | Martiqaadyada & Munaasibadaha                       | 12,000,000            | 100,000,000           | 88,000,000         | 733.33%          |
| 2210807:  | Kh. Dhiiri-Gelinta & Abaalmarinta.                  | 277,382,162           | 195,840,416           | -81,541,746        | -29.40%          |
| 2210808:  | Kharashka Nabadaynta                                | 7,260,000,000         | 7,500,000,000         | 240,000,000        | 3.31%            |
| <b>Sub total</b>  |   | <b>7,549,382,162</b>  | <b>7,795,840,416</b>  | <b>246,458,254</b> | <b>3.26%</b>     |
| <b>Kharashka Isticmaalka Alaabta Hawsha.</b>                    |   |                       |                       |                    |                  |
| 2211015:  | Rashinka Iyo Wixii Soo Raaca                        | 224,640,000           | 271,440,166           | 46,800,166         | 20.83%           |
| <b>Sub total</b>  |   | <b>224,640,000</b>    | <b>271,440,166</b>    | <b>46,800,166</b>  | <b>20.83%</b>    |
| <b>Alaabta Xafiisyada</b>                                       |   |                       |                       |                    |                  |
| 2211101:  | Alaabta Xafiisyadda (Stationery).                   | 34,000,000            | 200,000,000           | 166,000,000        | 488.24%          |
| <b>Sub total</b>  |   | <b>34,000,000</b>     | <b>200,000,000</b>    | <b>166,000,000</b> | <b>488.24%</b>   |
| <b>Kharashka Shiidaalka &amp; Saliidaha</b>                     |   |                       |                       |                    |                  |
| 2211201:  | Batrootka, Naafatadda & Saliidaha.                  | 983,801,680           | 1,043,589,412         | 59,787,732         | 6.08%            |
| <b>Sub total</b>  |   | <b>983,801,680</b>    | <b>1,043,589,412</b>  | <b>59,787,732</b>  | <b>6.08%</b>     |
| <b>Kharashaadka kale ee Hawl socodsiinta</b>                    |   |                       |                       |                    |                  |
| 2211334:  | Kharashka Gobolada                                  | 7,900,000,000         | 11,674,000,000        | 3,774,000,000      | 47.77%           |
| 2211345:  | Kharashka Kala-xadaynta Gobalada Iyo Dagmooyinka    | 650,000,000           | 650,000,000           | 0                  | 0.00%            |
| 2211387:  | Kharashyadda Yar Yar Ee Xafiisyadda                 | 14,905,721            | 50,000,000            | 35,094,279         | 235.44%          |

### 111: Miisaaniyadda 2020 ee Wasaaradda Arrimaha Gudaha.

|   |                       |                       |                      |                 |
|---|-----------------------|-----------------------|----------------------|-----------------|
| <b>Sub total</b>  | <b>8,564,905,721</b>  | <b>12,374,000,000</b> | <b>3,809,094,279</b> | <b>44.47%</b>   |
| <b>Daryeelka Gaadiidka</b>                                    |                       |                       |                      |                 |
| 2220101: Daryeelka Gaadiidka Iyo Mishiinada                   | 131,000,000           | 137,550,000           | 6,550,000            | 5.00%           |
| <b>Sub total</b>  | <b>131,000,000</b>    | <b>137,550,000</b>    | <b>6,550,000</b>     | <b>5.00%</b>    |
| <b>Daryeelka Hantida kale</b>                                 |                       |                       |                      |                 |
| 2220204: Daryeelka Xafiisyada                                 | 2,267,916             | 100,000,000           | 97,732,084           | 4309.33%        |
| <b>Sub total</b>  | <b>2,267,916</b>      | <b>100,000,000</b>    | <b>97,732,084</b>    | <b>4309.33%</b> |
| <b>Dhismayaasha</b>   |                       |                       |                      |                 |
| 3110202: Dhismayasha Xafiisyada, Dugsiyada iyo<br>Cisbitalada | 500,000,000           |                       | -500,000,000         | -100.00%        |
| <b>Sub total</b>  | <b>500,000,000</b>    | <b>0</b>              | <b>-500,000,000</b>  | <b>-100.00%</b> |
| <b>libsiga Gaadiidka</b>                                      |                       |                       |                      |                 |
| 3110701: libsiga Gaadiidka & Mishiinada                       | 500,000,000           | 350,000,000           | -150,000,000         | -30.00%         |
| <b>Sub total</b>  | <b>500,000,000</b>    | <b>350,000,000</b>    | <b>-150,000,000</b>  | <b>-30.00%</b>  |
| <b>libsiga Qalabka kala duwan ee xafiisyada</b>               |                       |                       |                      |                 |
| 3111002: libsiga Qalabka Xafiisyada                           | 50,000,000            |                       | -50,000,000          | -100.00%        |
| <b>Sub total</b>  | <b>50,000,000</b>     | <b>0</b>              | <b>-50,000,000</b>   | <b>-100.00%</b> |
| <b>Total: Wasaaradda Arrimaha Gudaha.</b>                     | <b>32,677,568,877</b> | <b>37,670,112,752</b> | <b>4,992,543,875</b> | <b>15.28%</b>   |

## 112: Miisaaniyadda 2020 ee Ciidanka Booliska.

| Madax   | Faahfaahin  | 2019                  | 2020                  | Farqi                | % Farqi        |
|---|---|-----------------------|-----------------------|----------------------|----------------|
| <b>Mushaharka &amp; Gunnooyinka</b>                             |   |                       |                       |                      |                |
| 2110103:  | Mushaharka Shaqalaha Joogtada Ah (Ciidanka Booliska iyo Asluubta) | 93,297,846,144        | 93,709,516,224        | 411,670,080          | 0.44%          |
| 2110301:  | Gunno Xil   | 2,435,532,000         | 2,619,132,000         | 183,600,000          | 7.54%          |
| 2110302:  | Gunno Xagaayeed/Geedfuul  | 500,000,000           | 500,000,000           | 0                    | 0.00%          |
| 2110308:  | Gunno Ciideed   | 1,892,712,928         | 1,952,281,588         | 59,568,660           | 3.15%          |
| <b>Sub total</b>  |   | <b>98,126,091,072</b> | <b>98,780,929,812</b> | <b>654,838,740</b>   | <b>0.67%</b>   |
| <b>Daryeelka Bulshada</b>                                       |   |                       |                       |                      |                |
| 2120203:  | Daawaynta Iyo Cafimadka Shaqalaha                                 | 300,000,000           | 500,000,000           | 200,000,000          | 66.67%         |
| <b>Sub total</b>  |   | <b>300,000,000</b>    | <b>500,000,000</b>    | <b>200,000,000</b>   | <b>66.67%</b>  |
| <b>Adeega Nalka &amp; Biyaha</b>                                |   |                       |                       |                      |                |
| 2210101:  | Isticmaalka Nalka   | 200,000,000           | 250,000,000           | 50,000,000           | 25.00%         |
| 2210102:  | IsticmaalkaBiyaha   | 80,000,000            | 110,000,000           | 30,000,000           | 37.50%         |
| <b>Sub total</b>  |   | <b>280,000,000</b>    | <b>360,000,000</b>    | <b>80,000,000</b>    | <b>28.57%</b>  |
| <b>Isgaadhsiinta</b>  |   |                       |                       |                      |                |
| 2210201:  | Isticmaalka Boosaha & Isgaadhsiinta.                              | 100,000,000           | 100,000,000           | 0                    | 0.00%          |
| <b>Sub total</b>  |   | <b>100,000,000</b>    | <b>100,000,000</b>    | <b>0</b>             | <b>0.00%</b>   |
| <b>Kharashka Safarada Gudaha</b>                                |   |                       |                       |                      |                |
| 2210301:  | Noolka, sahayda iyo habeen dhaxyada safarada Gudaha               | 13,474,400            | 13,474,400            | 0                    | 0.00%          |
| <b>Sub total</b>  |   | <b>13,474,400</b>     | <b>13,474,400</b>     | <b>0</b>             | <b>0.00%</b>   |
| <b>Kharashka Daabacaadaha, Xayeysiisyada &amp; Wacyigelinta</b> |   |                       |                       |                      |                |
| 2210503:  | Wargeysyada & Bugaagta.   | 44,896,000            | 100,000,000           | 55,104,000           | 122.74%        |
| <b>Sub total</b>  |   | <b>44,896,000</b>     | <b>100,000,000</b>    | <b>55,104,000</b>    | <b>122.74%</b> |
| <b>Kharashak Kirada Hantida</b>                                 |   |                       |                       |                      |                |
| 2210603:  | Ijaarka Xafiisyada  | 60,000,000            | 100,000,000           | 40,000,000           | 66.67%         |
| <b>Sub total</b>  |   | <b>60,000,000</b>     | <b>100,000,000</b>    | <b>40,000,000</b>    | <b>66.67%</b>  |
| <b>Kharashka Tababarada</b>                                     |   |                       |                       |                      |                |
| 2210714:  | Tababarka & Imtixaanadda.   | 150,000,000           | 200,000,000           | 50,000,000           | 33.33%         |
| <b>Sub total</b>  |   | <b>150,000,000</b>    | <b>200,000,000</b>    | <b>50,000,000</b>    | <b>33.33%</b>  |
| <b>Kharashka Maamuuska &amp; Martiqaadyada</b>                  |   |                       |                       |                      |                |
| 2210802:  | Martiqaadyada & Munaasibadaha                                     | 28,000,000            | 28,000,000            | 0                    | 0.00%          |
| 2210808:  | Kharashka Nabadaynta  | 999,072,000           | 1,440,028,372         | 440,956,372          | 44.14%         |
| <b>Sub total</b>  |   | <b>1,027,072,000</b>  | <b>1,468,028,372</b>  | <b>440,956,372</b>   | <b>42.93%</b>  |
| <b>Kharashka Isticmaalka Alaabta Hawsha.</b>                    |   |                       |                       |                      |                |
| 2211015:  | Rashinka Iyo Wixii Soo Raaca                                      | 16,355,702,088        | 19,722,122,000        | 3,366,419,912        | 20.58%         |
| 2211016:  | Dharka & Dirayska.  | 3,000,000,000         | 3,000,000,000         | 0                    | 0.00%          |
| 2211021:  | Gogosha iyo Macuunta  | 180,000,000           | 180,000,000           | 0                    | 0.00%          |
| <b>Sub total</b>  |   | <b>19,535,702,088</b> | <b>22,902,122,000</b> | <b>3,366,419,912</b> | <b>17.23%</b>  |
| <b>Alaabta Xafiisyada</b>                                       |   |                       |                       |                      |                |
| 2211101:  | Alaabta Xafiisyada (Stationery).                                  | 161,720,000           | 161,720,000           | 0                    | 0.00%          |
| <b>Sub total</b>  |   | <b>161,720,000</b>    | <b>161,720,000</b>    | <b>0</b>             | <b>0.00%</b>   |
| <b>Kharashka Shiidaalka &amp; Saliidaha</b>                     |   |                       |                       |                      |                |
| 2211201:  | Batrootka, Naafatadda & Saliidaha.                                | 3,105,432,000         | 3,567,805,333         | 462,373,333          | 14.89%         |

## 112: Miisaaniyadda 2020 ee Ciidanka Booliska.

|  |                        |                        |                      |                 |
|--|------------------------|------------------------|----------------------|-----------------|
| <b>Sub total</b>   | <b>3,105,432,000</b>   | <b>3,567,805,333</b>   | <b>462,373,333</b>   | <b>14.89%</b>   |
| <b>Kharashaadka kale ee Hawl socodsiinta</b>                   |                        |                        |                      |                 |
| 2211303: Kharashka Noolka iyo Sahaysiinta Maxabiista           | 90,000,000             | 90,000,000             | 0                    | 0.00%           |
| 2211325: Kh/Markhatiyada iyo Danbi Baadhista                   | 230,000,000            | 230,000,000            | 0                    | 0.00%           |
| 2211341: Barmaamijyada Hawlaha Shaqada                         | 50,000,000             |                        | -50,000,000          | -100.00%        |
| 2211342: Kharashka Gaar Ah                                     | 250,000,000            | 300,000,000            | 50,000,000           | 20.00%          |
| 2211387: Kharashyadda Yar Yar Ee Xafiisyadda                   | 6,951,963              | 6,951,948              | -15                  | 0.00%           |
| <b>Sub total</b>   | <b>626,951,963</b>     | <b>626,951,948</b>     | <b>-15</b>           | <b>0.00%</b>    |
| <b>Daryeelka Gaadiidka</b>                                     |                        |                        |                      |                 |
| 2220101: Daryeelka Gaadiidka Iyo Mishiinada                    | 1,190,000,000          | 1,400,000,000          | 210,000,000          | 17.65%          |
| <b>Sub total</b>   | <b>1,190,000,000</b>   | <b>1,400,000,000</b>   | <b>210,000,000</b>   | <b>17.65%</b>   |
| <b>Daryeelka Hantida kale</b>                                  |                        |                        |                      |                 |
| 2220204: Daryeelka Xafiisyada                                  | 300,000,000            |                        | -300,000,000         | -100.00%        |
| <b>Sub total</b>   | <b>300,000,000</b>     | <b>0</b>               | <b>-300,000,000</b>  | <b>-100.00%</b> |
| <b>Kabka Wasaaradaha &amp; Hay'adaha</b>                       |                        |                        |                      |                 |
| 2510102: Kabka Raashinka                                       | 100,000,000            | 100,000,000            | 0                    | 0.00%           |
| <b>Sub total</b>   | <b>100,000,000</b>     | <b>100,000,000</b>     | <b>0</b>             | <b>0.00%</b>    |
| <b>Dhismayaasha</b>  |                        |                        |                      |                 |
| 3110205: Dhismaayasah Rugaha booliska ka iyo dhismaayasha kale |                        | 910,000,000            | 910,000,000          | 100.00%         |
| <b>Sub total</b>   | <b>0</b>               | <b>910,000,000</b>     | <b>910,000,000</b>   | <b>100.00%</b>  |
| <b>libsiga Gaadiidka</b>                                       |                        |                        |                      |                 |
| 3110701: libsiga Gaadiidka & Mishiinada                        | 450,000,000            | 2,994,000,000          | 2,544,000,000        | 565.33%         |
| <b>Sub total</b>   | <b>450,000,000</b>     | <b>2,994,000,000</b>   | <b>2,544,000,000</b> | <b>565.33%</b>  |
| <b>libsiga Qalabka kale</b>                                    |                        |                        |                      |                 |
| 3111108: libsiga Saanada Ciidanka                              | 350,000,000            | 500,000,000            | 150,000,000          | 42.86%          |
| <b>Sub total</b>   | <b>350,000,000</b>     | <b>500,000,000</b>     | <b>150,000,000</b>   | <b>42.86%</b>   |
| <b>Total: Ciidanka Booliska.</b>                               | <b>125,921,339,523</b> | <b>134,785,031,865</b> | <b>8,863,692,342</b> | <b>7.04%</b>    |

## 113: Miisaaniyadda 2020 ee Ciidanka Ilaalada Xeebaha.

| Madax  | Faahfaahin  | 2019                  | 2020                  | Farqi               | % Farqi        |
|--|---|-----------------------|-----------------------|---------------------|----------------|
| <b>Mushaharka &amp; Gunnooyinka</b>            |   |                       |                       |                     |                |
| 2110109:                                       | Mushaharka Shaqaalaha Joojtada Ah (Ciidanka Ilaalada Xeebaha) | 8,864,114,496         | 9,043,128,000         | 179,013,504         | 2.02%          |
| 2110301:                                       | Gunno Xil   | 450,000,000           | 666,000,000           | 216,000,000         | 48.00%         |
| 2110302:                                       | Gunno Xagaayeed/Geedfuul                                      | 1,210,800,000         | 1,210,800,000         | 0                   | 0.00%          |
| 2110308:                                       | Gunno Ciideed   |                       | 189,882,652           | 189,882,652         | 100.00%        |
| <b>Sub total</b>                               |   | <b>10,524,914,496</b> | <b>11,109,810,652</b> | <b>584,896,156</b>  | <b>5.56%</b>   |
| <b>Daryeelka Bulshada</b>                      |   |                       |                       |                     |                |
| 2120203:                                       | Daawaynta Iyo Cafimadka Shaqalaha                             | 115,640,800           | 215,640,800           | 100,000,000         | 86.47%         |
| <b>Sub total</b>                               |   | <b>115,640,800</b>    | <b>215,640,800</b>    | <b>100,000,000</b>  | <b>86.47%</b>  |
| <b>Adeega Nalka &amp; Biyaha</b>               |   |                       |                       |                     |                |
| 2210101:                                       | Isticmaalka Nalka   | 40,000,000            | 49,376,785            | 9,376,785           | 23.44%         |
| 2210102:                                       | IsticmaalkaBiyaha   | 25,000,000            | 45,000,000            | 20,000,000          | 80.00%         |
| <b>Sub total</b>                               |   | <b>65,000,000</b>     | <b>94,376,785</b>     | <b>29,376,785</b>   | <b>45.20%</b>  |
| <b>Isgaadhsiinta</b>                           |   |                       |                       |                     |                |
| 2210201:                                       | Isticmaalka Boosaha & Isgaadhsiinta.                          | 33,000,000            | 53,000,000            | 20,000,000          | 60.61%         |
| <b>Sub total</b>                               |   | <b>33,000,000</b>     | <b>53,000,000</b>     | <b>20,000,000</b>   | <b>60.61%</b>  |
| <b>Kharashka Safarada Gudaha</b>               |   |                       |                       |                     |                |
| 2210301:                                       | Noolka, sahayda iyo habeen dhaxyada safarada Gudaha           | 12,512,640            | 71,224,632            | 58,711,992          | 469.22%        |
| <b>Sub total</b>                               |   | <b>12,512,640</b>     | <b>71,224,632</b>     | <b>58,711,992</b>   | <b>469.22%</b> |
| <b>Kharashak Kirada Hantida</b>                |   |                       |                       |                     |                |
| 2210603:                                       | Ijaarka Xafiisyada  | 33,600,000            | 33,600,000            | 0                   | 0.00%          |
| <b>Sub total</b>                               |   | <b>33,600,000</b>     | <b>33,600,000</b>     | <b>0</b>            | <b>0.00%</b>   |
| <b>Kharashka Tababarada</b>                    |   |                       |                       |                     |                |
| 2210714:                                       | Tababarka & Imtixaanadda.                                     | 100,000,000           | 160,000,000           | 60,000,000          | 60.00%         |
| <b>Sub total</b>                               |   | <b>100,000,000</b>    | <b>160,000,000</b>    | <b>60,000,000</b>   | <b>60.00%</b>  |
| <b>Kharashka Maamuuska &amp; Martiqaadyada</b> |   |                       |                       |                     |                |
| 2210802:                                       | Martiqaadyada & Munaasibadaha                                 | 10,000,000            | 70,000,000            | 60,000,000          | 600.00%        |
| 2210807:                                       | Kh. Dhiiri-Gelinta & Abaalmarinta.                            | 189,882,652           |                       | -189,882,652        | -100.00%       |
| <b>Sub total</b>                               |   | <b>199,882,652</b>    | <b>70,000,000</b>     | <b>-129,882,652</b> | <b>-64.98%</b> |
| <b>Kharashka Isticmaalka Alaabta Hawsha.</b>   |   |                       |                       |                     |                |
| 2211015:                                       | Rashinka Iyo Wixii Soo Raaca                                  | 2,257,924,432         | 2,684,346,000         | 426,421,568         | 18.89%         |
| 2211016:                                       | Dharka & Dirayska.  | 625,600,000           | 625,600,000           | 0                   | 0.00%          |
| 2211021:                                       | Gogosha iyo Macuunta  | 4,200,000             | 24,200,000            | 20,000,000          | 476.19%        |
| <b>Sub total</b>                               |   | <b>2,887,724,432</b>  | <b>3,334,146,000</b>  | <b>446,421,568</b>  | <b>15.46%</b>  |
| <b>Alaabta Xafiisyada</b>                      |   |                       |                       |                     |                |
| 2211101:                                       | Alaabta Xafiisyadda (Stationery).                             | 10,427,200            | 30,427,200            | 20,000,000          | 191.81%        |
| <b>Sub total</b>                               |   | <b>10,427,200</b>     | <b>30,427,200</b>     | <b>20,000,000</b>   | <b>191.81%</b> |
| <b>Kharashka Shiidaalka &amp; Saliidaha</b>    |   |                       |                       |                     |                |
| 2211201:                                       | Batrootka, Naafatadda & Saliidaha.                            | 1,302,000,000         | 1,602,000,000         | 300,000,000         | 23.04%         |
| <b>Sub total</b>                               |   | <b>1,302,000,000</b>  | <b>1,602,000,000</b>  | <b>300,000,000</b>  | <b>23.04%</b>  |
| <b>Kharashaadka kale ee Hawl socodsiinta</b>   |   |                       |                       |                     |                |
| 2211313:                                       | Kharashka Hawlgalada Ciidamada                                | 200,000,000           | 200,000,000           | 0                   | 0.00%          |

**113: Miisaaniyadda 2020 ee Ciidanka Ilaalada Xeebaha.**

|  |                       |                       |                     |                |
|--|-----------------------|-----------------------|---------------------|----------------|
| 2211387: Kharashyadda Yar Yar Ee Xafiisyadda | 3,500,000             | 23,500,000            | 20,000,000          | 571.43%        |
| <b>Sub total</b>                             | <b>203,500,000</b>    | <b>223,500,000</b>    | <b>20,000,000</b>   | <b>9.83%</b>   |
| <b>Daryeelka Gaadiidka</b>                   |                       |                       |                     |                |
| 2220101: Daryeelka Gaadiidka Iyo Mishiinada  | 307,385,066           | 322,754,319           | 15,369,253          | 5.00%          |
| <b>Sub total</b>                             | <b>307,385,066</b>    | <b>322,754,319</b>    | <b>15,369,253</b>   | <b>5.00%</b>   |
| <b>Kabka Wasaaradaha &amp; Hay'adaha</b>     |                       |                       |                     |                |
| 2510102: Kabka Raashinka                     | 56,000,000            | 56,000,000            | 0                   | 0.00%          |
| <b>Sub total</b>                             | <b>56,000,000</b>     | <b>56,000,000</b>     | <b>0</b>            | <b>0.00%</b>   |
| <b>libsiga Gaadiidka</b>                     |                       |                       |                     |                |
| 3110701: libsiga Gaadiidka & Mishiinada      | 1,180,000,000         | 500,000,000           | -680,000,000        | -57.63%        |
| <b>Sub total</b>                             | <b>1,180,000,000</b>  | <b>500,000,000</b>    | <b>-680,000,000</b> | <b>-57.63%</b> |
| <b>Total: Ciidanka Ilaalada Xeebaha.</b>     | <b>17,031,587,286</b> | <b>17,876,480,388</b> | <b>844,893,102</b>  | <b>4.96%</b>   |



## 115: Miisaaniyadda 2020 ee Ciidanka Socdaalka.

| Madax   | Faahfaahin  | 2019                 | 2020                 | Farqi              | % Farqi        |
|---|---|----------------------|----------------------|--------------------|----------------|
| <b>Mushaharka &amp; Gunnooyinka</b>                             |   |                      |                      |                    |                |
| 2110108:  | Mushaharka Shaqaalaha Joogtada Ah<br>(Ciidanka Socdaalka) | 5,877,432,384        | 6,014,615,424        | 137,183,040        | 2.33%          |
| 2110301:  | Gunno Xil   | 509,500,000          | 655,900,000          | 146,400,000        | 28.73%         |
| 2110303:  | Gunno Hawleed   | 700,000,000          | 700,000,000          | 0                  | 0.00%          |
| 2110308:  | Gunno Ciideed   |                      | 125,304,488          | 125,304,488        | 100.00%        |
| <b>Sub total</b>  |   | <b>7,086,932,384</b> | <b>7,495,819,912</b> | <b>408,887,528</b> | <b>5.77%</b>   |
| <b>Daryeelka Bulshada</b>                                       |   |                      |                      |                    |                |
| 2120203:  | Daawaynta Iyo Cafimadka Shaqalaha                         | 87,000,000           | 87,000,000           | 0                  | 0.00%          |
| <b>Sub total</b>  |   | <b>87,000,000</b>    | <b>87,000,000</b>    | <b>0</b>           | <b>0.00%</b>   |
| <b>Adeega Nalka &amp; Biyaha</b>                                |   |                      |                      |                    |                |
| 2210101:  | Isticmaalka Nalka   | 137,000,000          | 137,000,000          | 0                  | 0.00%          |
| 2210102:  | IsticmaalkaBiyaha   | 30,000,000           | 30,000,000           | 0                  | 0.00%          |
| <b>Sub total</b>  |   | <b>167,000,000</b>   | <b>167,000,000</b>   | <b>0</b>           | <b>0.00%</b>   |
| <b>Isgaadhsiinta</b>  |   |                      |                      |                    |                |
| 2210201:  | Isticmaalka Boosaha & Isgaadhsiinta.                      | 150,000,000          | 150,000,000          | 0                  | 0.00%          |
| <b>Sub total</b>  |   | <b>150,000,000</b>   | <b>150,000,000</b>   | <b>0</b>           | <b>0.00%</b>   |
| <b>Kharashka Safarada Gudaha</b>                                |   |                      |                      |                    |                |
| 2210301:  | Noolka, sahayda iyo habeen dhaxyada<br>safarada Gudaha    | 35,000,000           | 35,000,000           | 0                  | 0.00%          |
| <b>Sub total</b>  |   | <b>35,000,000</b>    | <b>35,000,000</b>    | <b>0</b>           | <b>0.00%</b>   |
| <b>Kharashka Daabacaadaha, Xayaysiisyada &amp; Wacyigelinta</b> |   |                      |                      |                    |                |
| 2210503:  | Wargeysyada & Bugaagta.                                   | 70,000,000           | 70,000,000           | 0                  | 0.00%          |
| <b>Sub total</b>  |   | <b>70,000,000</b>    | <b>70,000,000</b>    | <b>0</b>           | <b>0.00%</b>   |
| <b>Kharashak Kirada Hantida</b>                                 |   |                      |                      |                    |                |
| 2210603:  | Ijaarka Xafiisyada  | 172,000,000          | 357,000,000          | 185,000,000        | 107.56%        |
| <b>Sub total</b>  |   | <b>172,000,000</b>   | <b>357,000,000</b>   | <b>185,000,000</b> | <b>107.56%</b> |
| <b>Kharashka Tababarada</b>                                     |   |                      |                      |                    |                |
| 2210714:  | Tababarka & Imtixaanadda.                                 | 50,000,000           | 50,000,000           | 0                  | 0.00%          |
| <b>Sub total</b>  |   | <b>50,000,000</b>    | <b>50,000,000</b>    | <b>0</b>           | <b>0.00%</b>   |
| <b>Kharashka Maamuuska &amp; Martiqaadyada</b>                  |   |                      |                      |                    |                |
| 2210802:  | Martiqaadyada & Munaasibadaha                             | 4,900,000            | 4,900,000            | 0                  | 0.00%          |
| 2210807:  | Kh. Dhiiri-Gelinta & Abaalmarinta.                        | 672,131,508          | 846,827,020          | 174,695,512        | 25.99%         |
| <b>Sub total</b>  |   | <b>677,031,508</b>   | <b>851,727,020</b>   | <b>174,695,512</b> | <b>25.80%</b>  |
| <b>Kharashka Isticmaalka Alaabta Hawsha.</b>                    |   |                      |                      |                    |                |
| 2211015:  | Rashinka Iyo Wixii Soo Raaca                              | 1,865,727,912        | 2,256,299,584        | 390,571,672        | 20.93%         |
| 2211016:  | Dharka & Dirayska.  | 350,000,000          | 350,000,000          | 0                  | 0.00%          |
| 2211021:  | Gogosha iyo Macuunta                                      | 7,000,000            | 7,000,000            | 0                  | 0.00%          |
| <b>Sub total</b>  |   | <b>2,222,727,912</b> | <b>2,613,299,584</b> | <b>390,571,672</b> | <b>17.57%</b>  |
| <b>Alaabta Xafiisyada</b>                                       |   |                      |                      |                    |                |
| 2211101:  | Alaabta Xafiisyadda (Stationery).                         | 14,000,000           | 91,000,000           | 77,000,000         | 550.00%        |
| <b>Sub total</b>  |   | <b>14,000,000</b>    | <b>91,000,000</b>    | <b>77,000,000</b>  | <b>550.00%</b> |
| <b>Kharashka Shiidaalka &amp; Saliidaha</b>                     |   |                      |                      |                    |                |
| 2211201:  | Batrootka, Naafatadda & Saliidaha.                        | 250,000,000          | 250,000,000          | 0                  | 0.00%          |

## 115: Miisaaniyadda 2020 ee Ciidanka Socdaalka.

|  |                       |                       |                      |                |
|--|-----------------------|-----------------------|----------------------|----------------|
| <b>Sub total</b>                                     | <b>250,000,000</b>    | <b>250,000,000</b>    | <b>0</b>             | <b>0.00%</b>   |
| <b>Kharashaadka kale ee Hawl socodsiinta</b>         |                       |                       |                      |                |
| 2211303: Kharashka Noolka iyo Sahaysiinta Maxabiista | 156,000,000           | 156,000,000           | 0                    | 0.00%          |
| 2211325: Kh/Markhatiyada iyo Danbi Baadhista         | 14,000,000            | 102,451,575           | 88,451,575           | 631.80%        |
| 2211387: Kharashyadda Yar Yar Ee Xafiisyadda         | 7,000,000             | 7,000,000             | 0                    | 0.00%          |
| <b>Sub total</b>                                     | <b>177,000,000</b>    | <b>265,451,575</b>    | <b>88,451,575</b>    | <b>49.97%</b>  |
| <b>Daryeelka Gaadiidka</b>                           |                       |                       |                      |                |
| 2220101: Daryeelka Gaadiidka Iyo Mishiinada          | 100,000,000           | 101,500,000           | 1,500,000            | 1.50%          |
| <b>Sub total</b>                                     | <b>100,000,000</b>    | <b>101,500,000</b>    | <b>1,500,000</b>     | <b>1.50%</b>   |
| <b>Daryeelka Hantida kale</b>                        |                       |                       |                      |                |
| 2220204: Daryeelka Xafiisyada                        | 3,500,000             | 3,500,000             | 0                    | 0.00%          |
| <b>Sub total</b>                                     | <b>3,500,000</b>      | <b>3,500,000</b>      | <b>0</b>             | <b>0.00%</b>   |
| <b>libsiga Gaadiidka</b>                             |                       |                       |                      |                |
| 3110701: libsiga Gaadiidka & Mishiinada              | 300,000,000           | 225,000,000           | -75,000,000          | -25.00%        |
| <b>Sub total</b>                                     | <b>300,000,000</b>    | <b>225,000,000</b>    | <b>-75,000,000</b>   | <b>-25.00%</b> |
| <b>libsiga Qalabka kala duwan ee xafiisyada</b>      |                       |                       |                      |                |
| 3111002: libsiga Qalabka Xafiisyada                  | 54,000,000            | 54,000,000            | 0                    | 0.00%          |
| <b>Sub total</b>                                     | <b>54,000,000</b>     | <b>54,000,000</b>     | <b>0</b>             | <b>0.00%</b>   |
| <b>libsiga Qalabka kale</b>                          |                       |                       |                      |                |
| 3111108: libsiga Saanada Ciidanka                    |                       | 300,000,000           | 300,000,000          | 100.00%        |
| 3111123: libsiga Qalabka Passport                    | 170,000,000           | 170,000,000           | 0                    | 0.00%          |
| <b>Sub total</b>                                     | <b>170,000,000</b>    | <b>470,000,000</b>    | <b>300,000,000</b>   | <b>176.47%</b> |
| <b>Total: Ciidanka Socdaalka.</b>                    | <b>11,786,191,804</b> | <b>13,337,298,091</b> | <b>1,551,106,287</b> | <b>13.16%</b>  |

## 116: Miisaaniyadda 2020 ee Ciidanka Dab-Demiska Qaranka Somaliland

| Madax   | Faahfaahin  | 2019                 | 2020                 | Farqi                | % Farqi         |
|---|---|----------------------|----------------------|----------------------|-----------------|
| <b>Mushaharka &amp; Gunnooyinka</b>                             |   |                      |                      |                      |                 |
| 2110111:  | Mushaharka Shaqalaha Joojtada Ah (Ciidanka Dab-damiska) | 2,264,322,560        | 4,212,599,040        | 1,948,276,480        | 86.04%          |
| 2110301:  | Gunno Xil   | 3,376,712,640        | 3,020,436,160        | -356,276,480         | -10.55%         |
| 2110303:  | Gunno Hawleed   | 963,080,000          | 963,080,000          | 0                    | 0.00%           |
| 2110308:  | Gunno Ciideed   |                      | 87,762,480           | 87,762,480           | 100.00%         |
| <b>Sub total</b>  |   | <b>6,604,115,200</b> | <b>8,283,877,680</b> | <b>1,679,762,480</b> | <b>25.44%</b>   |
| <b>Daryeelka Bulshada</b>                                       |   |                      |                      |                      |                 |
| 2120203:  | Daawaynta Iyo Cafimadka Shaqalaha                       | 60,000,000           | 60,000,000           | 0                    | 0.00%           |
| <b>Sub total</b>  |   | <b>60,000,000</b>    | <b>60,000,000</b>    | <b>0</b>             | <b>0.00%</b>    |
| <b>Adeega Nalka &amp; Biyaha</b>                                |   |                      |                      |                      |                 |
| 2210101:  | Isticmaalka Nalka                                       | 120,000,000          | 77,159,556           | -42,840,444          | -35.70%         |
| 2210102:  | IsticmaalkaBiyaha                                       | 156,000,000          | 276,000,000          | 120,000,000          | 76.92%          |
| <b>Sub total</b>  |   | <b>276,000,000</b>   | <b>353,159,556</b>   | <b>77,159,556</b>    | <b>27.96%</b>   |
| <b>Isgaadhsiinta</b>  |   |                      |                      |                      |                 |
| 2210201:  | Isticmaalka Boosaha & Isgaadhsiinta.                    | 50,000,000           | 50,000,000           | 0                    | 0.00%           |
| <b>Sub total</b>  |   | <b>50,000,000</b>    | <b>50,000,000</b>    | <b>0</b>             | <b>0.00%</b>    |
| <b>Kharashka Daabacaadaha, Xayeysiisyada &amp; Wacyigelinta</b> |   |                      |                      |                      |                 |
| 2210504:  | Kharashka Wacyigelinta                                  | 100,000,000          | 100,000,000          | 0                    | 0.00%           |
| <b>Sub total</b>  |   | <b>100,000,000</b>   | <b>100,000,000</b>   | <b>0</b>             | <b>0.00%</b>    |
| <b>Kharashka Tababarada</b>                                     |   |                      |                      |                      |                 |
| 2210714:  | Tababarka & Imtixaanadda.                               | 300,000,000          | 300,000,000          | 0                    | 0.00%           |
| <b>Sub total</b>  |   | <b>300,000,000</b>   | <b>300,000,000</b>   | <b>0</b>             | <b>0.00%</b>    |
| <b>Kharashka Maamuuska &amp; Martiqaadyada</b>                  |   |                      |                      |                      |                 |
| 2210807:  | Kh. Dhiiri-Gelinta & Abaalmarinta.                      | 36,756,720           |                      | -36,756,720          | -100.00%        |
| <b>Sub total</b>  |   | <b>36,756,720</b>    | <b>0</b>             | <b>-36,756,720</b>   | <b>-100.00%</b> |
| <b>Kharashka Isticmaalka Alaabta Hawsha.</b>                    |   |                      |                      |                      |                 |
| 2211015:  | Rashinka Iyo Wixii Soo Raaca                            | 640,000,000          | 540,000,000          | -100,000,000         | -15.63%         |
| 2211016:  | Dharka & Dirayska.                                      | 1,292,000,000        | 1,200,000,000        | -92,000,000          | -7.12%          |
| <b>Sub total</b>  |   | <b>1,932,000,000</b> | <b>1,740,000,000</b> | <b>-192,000,000</b>  | <b>-9.94%</b>   |
| <b>Alaabta Xafiisyada</b>                                       |   |                      |                      |                      |                 |
| 2211101:  | Alaabta Xafiisyadda (Stationery).                       | 45,300,000           | 45,300,000           | 0                    | 0.00%           |
| <b>Sub total</b>  |   | <b>45,300,000</b>    | <b>45,300,000</b>    | <b>0</b>             | <b>0.00%</b>    |
| <b>Daryeelka Gaadiidka</b>                                      |   |                      |                      |                      |                 |
| 2220101:  | Daryeelka Gaadiidka Iyo Mishiinada                      | 500,000,000          | 500,000,000          | 0                    | 0.00%           |
| <b>Sub total</b>  |   | <b>500,000,000</b>   | <b>500,000,000</b>   | <b>0</b>             | <b>0.00%</b>    |
| <b>Dhismayaasha</b>   |   |                      |                      |                      |                 |
| 3110202:  | Dhismayasha Xafiisyada, Dugsiyada iyo Cisbitalada       | 1,000,000,000        | 1,600,000,000        | 600,000,000          | 60.00%          |
| <b>Sub total</b>  |   | <b>1,000,000,000</b> | <b>1,600,000,000</b> | <b>600,000,000</b>   | <b>60.00%</b>   |
| <b>Iibsiga Gaadiidka</b>  |   |                      |                      |                      |                 |
| 3110701:  | Iibsiga Gaadiidka & Mishiinada                          | 500,000,000          |                      | -500,000,000         | -100.00%        |
| <b>Sub total</b>  |   | <b>500,000,000</b>   | <b>0</b>             | <b>-500,000,000</b>  | <b>-100.00%</b> |
| <b>Iibsiga Qalabka kale</b>                                     |   |                      |                      |                      |                 |

**116: Miisaaniyadda 2020 ee Ciidanka Dab-Demiska Qaranka Somaliland**

|   |                       |                       |                      |                |
|---|-----------------------|-----------------------|----------------------|----------------|
| 3111111: Iibsiga Qalabaka Boosaha & Isgaadhsiinta.    | 200,000,000           |                       | -200,000,000         | -100.00%       |
| 3111120: Iibsiga Hantida Kale Ee Dowlada              | 800,000,000           | 600,000,000           | -200,000,000         | -25.00%        |
| <b>Sub total</b>                                      | <b>1,000,000,000</b>  | <b>600,000,000</b>    | <b>-400,000,000</b>  | <b>-40.00%</b> |
| <b>Total: Ciidanka Dab-Demiska Qaranka Somaliland</b> | <b>12,404,171,920</b> | <b>13,632,337,236</b> | <b>1,228,165,316</b> | <b>9.90%</b>   |

## 121: Miisaaniyadda 2020 ee W.Warfaafinta, Wacyigelinta iyo Dhaqanka

| Madax   | Faahfaahin  | 2019                  | 2020                  | Farqi                 | % Farqi        |
|---|---|-----------------------|-----------------------|-----------------------|----------------|
| <b>Mushaharka &amp; Gunnooyinka</b>                             |   |                       |                       |                       |                |
| 2110101:  | Mushaharka Shaqaalaha Joogtada Ah                   | 7,546,679,712         | 7,241,259,168         | -305,420,544          | -4.05%         |
| 2110203:  | Mushaharka Shaqaalaha kale Aan J/Ahayn              | 589,200,000           | 1,058,550,000         | 469,350,000           | 79.66%         |
| 2110301:  | Gunno Xil   | 428,400,000           | 428,400,000           | 0                     | 0.00%          |
| 2110303:  | Gunno Hawleed                                       | 5,131,200,000         | 10,804,017,488        | 5,672,817,488         | 110.56%        |
| 2110306:  | Gunno Ilaalo  | 164,000,000           | 164,000,000           | 0                     | 0.00%          |
| 2110308:  | Gunno Ciideed                                       |                       | 150,859,566           | 150,859,566           | 100.00%        |
| <b>Sub total</b>  |   | <b>13,859,479,712</b> | <b>19,847,086,222</b> | <b>5,987,606,510</b>  | <b>43.20%</b>  |
| <b>Adeega Nalka &amp; Biyaha</b>                                |   |                       |                       |                       |                |
| 2210102:  | IsticmaalkaBiyaha                                   | 40,000,000            | 42,000,000            | 2,000,000             | 5.00%          |
| <b>Sub total</b>  |   | <b>40,000,000</b>     | <b>42,000,000</b>     | <b>2,000,000</b>      | <b>5.00%</b>   |
| <b>Isgaadhsiinta</b>  |   |                       |                       |                       |                |
| 2210201:  | Isticmaalka Boosaha & Isgaadhsiinta.                | 402,136,000           | 422,242,800           | 20,106,800            | 5.00%          |
| 2210205:  | Kharashka Kirada SataliteKa                         | 4,709,887,752         | 3,642,598,012         | -1,067,289,740        | -22.66%        |
| <b>Sub total</b>  |   | <b>5,112,023,752</b>  | <b>4,064,840,812</b>  | <b>-1,047,182,940</b> | <b>-20.48%</b> |
| <b>Kharashka Safarada Gudaha</b>                                |   |                       |                       |                       |                |
| 2210301:  | Noolka, sahayda iyo habeen dhaxyada safarada Gudaha | 100,000,000           | 315,000,000           | 215,000,000           | 215.00%        |
| <b>Sub total</b>  |   | <b>100,000,000</b>    | <b>315,000,000</b>    | <b>215,000,000</b>    | <b>215.00%</b> |
| <b>Kharashka Daabacaadaha, Xayaysiisyada &amp; Wacyigelinta</b> |   |                       |                       |                       |                |
| 2210503:  | Wargeysyadda & Bugaagta.                            | 13,034,000            | 223,685,700           | 210,651,700           | 1616.17%       |
| 2210504:  | Kharashka Wacyigalinta                              | 500,000,000           | 725,000,000           | 225,000,000           | 45.00%         |
| <b>Sub total</b>  |   | <b>513,034,000</b>    | <b>948,685,700</b>    | <b>435,651,700</b>    | <b>84.92%</b>  |
| <b>Kharashka Kirada Hantida</b>                                 |   |                       |                       |                       |                |
| 2210603:  | Ijaarka Xafiisyada                                  | 130,000,000           | 136,500,000           | 6,500,000             | 5.00%          |
| <b>Sub total</b>  |   | <b>130,000,000</b>    | <b>136,500,000</b>    | <b>6,500,000</b>      | <b>5.00%</b>   |
| <b>Kharashka Tababarada</b>                                     |   |                       |                       |                       |                |
| 2210714:  | Tababarka & Imtixaanadda.                           | 252,136,000           | 264,742,800           | 12,606,800            | 5.00%          |
| <b>Sub total</b>  |   | <b>252,136,000</b>    | <b>264,742,800</b>    | <b>12,606,800</b>     | <b>5.00%</b>   |
| <b>Kharashka Maamuuska &amp; Martiqaadyada</b>                  |   |                       |                       |                       |                |
| 2210802:  | Martiqaadyada & Munaasibadaha                       | 150,000,000           | 367,500,000           | 217,500,000           | 145.00%        |
| 2210807:  | Kh. Dhiiri-Gelinta & Abaalmarinta.                  | 4,471,277,054         |                       | -4,471,277,054        | -100.00%       |
| <b>Sub total</b>  |   | <b>4,621,277,054</b>  | <b>367,500,000</b>    | <b>-4,253,777,054</b> | <b>-92.05%</b> |
| <b>Alaabta Xafiisyada</b>                                       |   |                       |                       |                       |                |
| 2211101:  | Alaabta Xafiisyadda (Stationery).                   | 23,461,200            | 234,634,260           | 211,173,060           | 900.09%        |
| <b>Sub total</b>  |   | <b>23,461,200</b>     | <b>234,634,260</b>    | <b>211,173,060</b>    | <b>900.09%</b> |
| <b>Kharashka Shiidaalka &amp; Saliidaha</b>                     |   |                       |                       |                       |                |
| 2211201:  | Batrootka, Naafatadda & Saliidaha.                  | 2,650,000,000         | 2,782,500,000         | 132,500,000           | 5.00%          |
| <b>Sub total</b>  |   | <b>2,650,000,000</b>  | <b>2,782,500,000</b>  | <b>132,500,000</b>    | <b>5.00%</b>   |
| <b>Kharashaadka kale ee Hawl socodsiinta</b>                    |   |                       |                       |                       |                |
| 2211330:  | Kh. Baadhista iyo R/Raaca Taariikhda duuga ah       | 100,000,000           | 105,000,000           | 5,000,000             | 5.00%          |
| 2211342:  | Kharashka Gaar Ah                                   | 150,000,000           |                       | -150,000,000          | -100.00%       |
| 2211363:  | Kharashka Xafiisyada Dibada Ee Tvga Qaranka         | 2,527,200,000         | 2,253,560,000         | -273,640,000          | -10.83%        |

## 121: Miisaaniyadda 2020 ee W.Warfaafinta, Wacyigelinta iyo Dhaqanka

|  |                       |                       |                       |                 |
|--|-----------------------|-----------------------|-----------------------|-----------------|
| 2211369: Kh/ BarnamijyadaTv-Ga                             | 1,500,000,000         | 1,575,000,000         | 75,000,000            | 5.00%           |
| 2211370: Kh/ Barnamijyada Idaacada                         | 1,466,000,000         | 1,539,300,000         | 73,300,000            | 5.00%           |
| 2211387: Kharashyadda Yar Yar Ee Xafiisyadda               | 60,000,000            | 220,500,000           | 160,500,000           | 267.50%         |
| 2211395: Kharashka Hawlaha Xafiska Tv-Ga Qaranka           | 1,041,109,320         | 883,164,786           | -157,944,534          | -15.17%         |
| <b>Sub total</b>   | <b>6,844,309,320</b>  | <b>6,576,524,786</b>  | <b>-267,784,534</b>   | <b>-3.91%</b>   |
| <b>Daryeelka Gaadiidka</b>                                 |                       |                       |                       |                 |
| 2220101: Daryeelka Gaadiidka Iyo Mishiinada                | 622,000,000           | 653,100,000           | 31,100,000            | 5.00%           |
| <b>Sub total</b>   | <b>622,000,000</b>    | <b>653,100,000</b>    | <b>31,100,000</b>     | <b>5.00%</b>    |
| <b>Daryeelka Hantida kale</b>                              |                       |                       |                       |                 |
| 2220204: Daryeelka Xafiisyada                              | 160,000,000           |                       | -160,000,000          | -100.00%        |
| <b>Sub total</b>   | <b>160,000,000</b>    | <b>0</b>              | <b>-160,000,000</b>   | <b>-100.00%</b> |
| <b>Kaalmooyinka Qeybaha kale ee dawladda</b>               |                       |                       |                       |                 |
| 2640423: Kaaalmada Dalladda Saxafiyiinta SOLJA             | 300,000,000           | 400,000,000           | 100,000,000           | 33.33%          |
| 2640424: Kaalmada Ururka H. Saxafiyiinta WIJA              | 150,000,000           | 150,000,000           | 0                     | 0.00%           |
| 2640425: Kaalmada wargeyska Dawan                          | 2,194,725,600         | 2,294,725,600         | 100,000,000           | 4.56%           |
| 2640438: Kaalmada Kooxda fanaaniinta Qaranka               |                       | 1,938,000,000         | 1,938,000,000         | 100.00%         |
| <b>Sub total</b>   | <b>2,644,725,600</b>  | <b>4,782,725,600</b>  | <b>2,138,000,000</b>  | <b>80.84%</b>   |
| <b>Dhismayaasha</b>  |                       |                       |                       |                 |
| 3110202: Dhismayasha Xafiisyada, Dugsiyada iyo Cisbitalada | 1,500,000,000         | 1,000,000,000         | -500,000,000          | -33.33%         |
| <b>Sub total</b>   | <b>1,500,000,000</b>  | <b>1,000,000,000</b>  | <b>-500,000,000</b>   | <b>-33.33%</b>  |
| <b>libsiga Gaadiidka</b>                                   |                       |                       |                       |                 |
| 3110701: libsiga Gaadiidka & Mishiinada                    | 462,000,000           |                       | -462,000,000          | -100.00%        |
| <b>Sub total</b>   | <b>462,000,000</b>    | <b>0</b>              | <b>-462,000,000</b>   | <b>-100.00%</b> |
| <b>libsiga Qalabka kala duwan ee xafiisyada</b>            |                       |                       |                       |                 |
| 3111002: libsiga Qalabka Xafiisyada                        | 264,444,988           | 1,180,253,288         | 915,808,300           | 346.31%         |
| 3111010: libsiga Qalabka Nalka Iyo Biyaha                  | 90,000,000            | 90,000,000            | 0                     | 0.00%           |
| <b>Sub total</b>   | <b>354,444,988</b>    | <b>1,270,253,288</b>  | <b>915,808,300</b>    | <b>258.38%</b>  |
| <b>libsiga Qalabka kale</b>                                |                       |                       |                       |                 |
| 3111120: libsiga Hantida Kale Ee Dowlada                   | 4,247,764,000         | 2,000,000,000         | -2,247,764,000        | -52.92%         |
| 3111125: libsiga Qalabka Fanaaniinta                       | 90,000,000            | 90,000,000            | 0                     | 0.00%           |
| <b>Sub total</b>   | <b>4,337,764,000</b>  | <b>2,090,000,000</b>  | <b>-2,247,764,000</b> | <b>-51.82%</b>  |
| <b>Total: W.Warfaafinta, Wacyigelinta iyo Dhaqanka</b>     | <b>44,226,655,626</b> | <b>45,376,093,468</b> | <b>1,149,437,842</b>  | <b>2.60%</b>    |

### 131: Miisaaniyadda 2020 ee Wasaaradda Gaashandhigga.

| Madax   | Faahfaahin  | 2019                  | 2020                  | Farqi                 | % Farqi         |
|---|---|-----------------------|-----------------------|-----------------------|-----------------|
| <b>Mushaharka &amp; Gunnooyinka</b>                             |   |                       |                       |                       |                 |
| 2110101:  | Mushaharka Shaqaalaha Joogtada Ah                     | 1,835,694,432         | 1,902,577,248         | 66,882,816            | 3.64%           |
| 2110203:  | Mushaharka Shaqaalaha kale Aan J/Ahayn                | 27,734,995,200        | 25,494,586,200        | -2,240,409,000        | -8.08%          |
| 2110301:  | Gunno Xil   | 1,459,036,800         | 1,917,436,800         | 458,400,000           | 31.42%          |
| 2110303:  | Gunno Hawleed   | 1,269,146,130         | 1,722,240,000         | 453,093,870           | 35.70%          |
| 2110306:  | Gunno Ilaalo  | 18,000,000            | 60,000,000            | 42,000,000            | 233.33%         |
| 2110308:  | Gunno Ciideed   |                       | 39,637,026            | 39,637,026            | 100.00%         |
| <b>Sub total</b>  |   | <b>32,316,872,562</b> | <b>31,136,477,274</b> | <b>-1,180,395,288</b> | <b>-3.65%</b>   |
| <b>Daryeelka Bulshada</b>                                       |   |                       |                       |                       |                 |
| 2120203:  | Daawaynta Iyo Cafimadka Shaqaalaha                    | 70,000,000            | 70,000,000            | 0                     | 0.00%           |
| <b>Sub total</b>  |   | <b>70,000,000</b>     | <b>70,000,000</b>     | <b>0</b>              | <b>0.00%</b>    |
| <b>Adeega Nalka &amp; Biyaha</b>                                |   |                       |                       |                       |                 |
| 2210101:  | Isticmaalka Nalka                                     | 40,000,000            | 40,000,000            | 0                     | 0.00%           |
| 2210102:  | IsticmaalkaBiyaha                                     | 28,000,000            | 28,000,000            | 0                     | 0.00%           |
| <b>Sub total</b>  |   | <b>68,000,000</b>     | <b>68,000,000</b>     | <b>0</b>              | <b>0.00%</b>    |
| <b>Isgaadhsiinta</b>  |   |                       |                       |                       |                 |
| 2210201:  | Isticmaalka Boosaha & Isgaadhsiinta.                  | 100,000,000           | 160,000,000           | 60,000,000            | 60.00%          |
| <b>Sub total</b>  |   | <b>100,000,000</b>    | <b>160,000,000</b>    | <b>60,000,000</b>     | <b>60.00%</b>   |
| <b>Kharashka Safarada Gudaha</b>                                |   |                       |                       |                       |                 |
| 2210301:  | Noolka, sahayda iyo habeen dhaxyada safarada Gudaha   | 5,000,000             | 105,000,000           | 100,000,000           | 2000.00%        |
| <b>Sub total</b>  |   | <b>5,000,000</b>      | <b>105,000,000</b>    | <b>100,000,000</b>    | <b>2000.00%</b> |
| <b>Kharashka Safarada Debadda</b>                               |   |                       |                       |                       |                 |
| 2210401:  | Noolka, sahayda iyo habeen dhaxyada Safarada Dibadda. | 20,000,000            | 20,000,000            | 0                     | 0.00%           |
| <b>Sub total</b>  |   | <b>20,000,000</b>     | <b>20,000,000</b>     | <b>0</b>              | <b>0.00%</b>    |
| <b>Kharashka Daabacaadaha, Xayeysiisyada &amp; Wacyigelinta</b> |   |                       |                       |                       |                 |
| 2210503:  | Wargeysyada & Bugaagta.                               | 15,474,420            | 15,474,420            | 0                     | 0.00%           |
| <b>Sub total</b>  |   | <b>15,474,420</b>     | <b>15,474,420</b>     | <b>0</b>              | <b>0.00%</b>    |
| <b>Kharashka Tababarada</b>                                     |   |                       |                       |                       |                 |
| 2210714:  | Tababarka & Imtixaanadda.                             | 41,000,000            | 151,130,000           | 110,130,000           | 268.61%         |
| <b>Sub total</b>  |   | <b>41,000,000</b>     | <b>151,130,000</b>    | <b>110,130,000</b>    | <b>268.61%</b>  |
| <b>Kharashka Maamuuska &amp; Martiqaadyada</b>                  |   |                       |                       |                       |                 |
| 2210802:  | Martiqaadyada & Munaasibadaha                         | 100,000,000           | 150,000,000           | 50,000,000            | 50.00%          |
| 2210807:  | Kh. Dhiiri-Gelinta & Abaalmarinta.                    | 38,243,634            | 46,850,242            | 8,606,608             | 22.50%          |
| 2210808:  | Kharashka Nabadaynta                                  | 333,840,000           | 433,840,000           | 100,000,000           | 29.95%          |
| <b>Sub total</b>  |   | <b>472,083,634</b>    | <b>630,690,242</b>    | <b>158,606,608</b>    | <b>33.60%</b>   |
| <b>Kharashka Isticmaalka Alaabta Hawsha.</b>                    |   |                       |                       |                       |                 |
| 2211015:  | Rashinka Iyo Wixii Soo Raaca                          | 7,774,200,000         | 8,334,900,000         | 560,700,000           | 7.21%           |
| <b>Sub total</b>  |   | <b>7,774,200,000</b>  | <b>8,334,900,000</b>  | <b>560,700,000</b>    | <b>7.21%</b>    |
| <b>Alaabta Xafiisyada</b>                                       |   |                       |                       |                       |                 |
| 2211101:  | Alaabta Xafiisyada (Stationery).                      | 100,000,000           | 140,000,000           | 40,000,000            | 40.00%          |
| <b>Sub total</b>  |   | <b>100,000,000</b>    | <b>140,000,000</b>    | <b>40,000,000</b>     | <b>40.00%</b>   |
| <b>Kharashka Shiidaalka &amp; Saliidaha</b>                     |   |                       |                       |                       |                 |

### 131: Miisaaniyadda 2020 ee Wasaaradda Gaashandhigga.

|  |                       |                       |                       |                 |
|--|-----------------------|-----------------------|-----------------------|-----------------|
| 2211201: Batroolka, Naafatadda & Saliidaha.                | 650,000,000           | 787,000,000           | 137,000,000           | 21.08%          |
| <b>Sub total</b>   | <b>650,000,000</b>    | <b>787,000,000</b>    | <b>137,000,000</b>    | <b>21.08%</b>   |
| <b>Kharashaadka kale ee Hawl socodsiinta</b>               |                       |                       |                       |                 |
| 2211314: Kh. Xafiiska Derejo Bixinta Ciidanka              | 1,555,555,556         | 1,555,555,556         | 0                     | 0.00%           |
| 2211326: Kharashka Garsoorayaasha                          | 210,000,000           | 220,500,000           | 10,500,000            | 5.00%           |
| 2211327: Kharashka Qareenka Saboolka                       |                       | 25,740,000            | 25,740,000            | 100.00%         |
| 2211329: Kh. Hawlaha Miino Saarka                          | 300,000,000           | 300,000,000           | 0                     | 0.00%           |
| 2211341: Barmaamijyada Hawlaha Shaqada                     | 400,000,000           |                       | -400,000,000          | -100.00%        |
| 2211387: Kharashyadda Yar Yar Ee Xafiisyadda               | 54,628,160            | 71,715,249            | 17,087,089            | 31.28%          |
| 2211393: Kharashka Tirakoobka                              | 120,000,000           | 65,130,000            | -54,870,000           | -45.73%         |
| <b>Sub total</b>   | <b>2,640,183,716</b>  | <b>2,238,640,805</b>  | <b>-401,542,911</b>   | <b>-15.21%</b>  |
| <b>Daryeelka Gaadiidka</b>                                 |                       |                       |                       |                 |
| 2220101: Daryeelka Gaadiidka Iyo Mishiinada                | 250,000,000           | 250,000,000           | 0                     | 0.00%           |
| <b>Sub total</b>   | <b>250,000,000</b>    | <b>250,000,000</b>    | <b>0</b>              | <b>0.00%</b>    |
| <b>Daryeelka Hantida kale</b>                              |                       |                       |                       |                 |
| 2220215: Daryeelka Hantida Kale                            | 8,564,080             | 8,564,080             | 0                     | 0.00%           |
| <b>Sub total</b>   | <b>8,564,080</b>      | <b>8,564,080</b>      | <b>0</b>              | <b>0.00%</b>    |
| <b>Kabka Wasaaradaha &amp; Hay'adaha</b>                   |                       |                       |                       |                 |
| 2510102: Kabka Raashinka                                   | 50,000,000            | 50,000,000            | 0                     | 0.00%           |
| <b>Sub total</b>   | <b>50,000,000</b>     | <b>50,000,000</b>     | <b>0</b>              | <b>0.00%</b>    |
| <b>Kaalmooyinka Qeybaha kale ee dawladda</b>               |                       |                       |                       |                 |
| 2640436: Kaalmada Cusbataalka Manhal                       | 200,000,000           | 200,000,000           | 0                     | 0.00%           |
| <b>Sub total</b>   | <b>200,000,000</b>    | <b>200,000,000</b>    | <b>0</b>              | <b>0.00%</b>    |
| <b>Dhismayaasha</b>  |                       |                       |                       |                 |
| 3110202: Dhismayasha Xafiisyada, Dugsiyada iyo Cisbitalada | 1,236,000,000         |                       | -1,236,000,000        | -100.00%        |
| <b>Sub total</b>   | <b>1,236,000,000</b>  | <b>0</b>              | <b>-1,236,000,000</b> | <b>-100.00%</b> |
| <b>libsiga Gaadiidka</b>                                   |                       |                       |                       |                 |
| 3110701: libsiga Gaadiidka & Mishiinada                    |                       | 300,000,000           | 300,000,000           | 100.00%         |
| <b>Sub total</b>   | <b>0</b>              | <b>300,000,000</b>    | <b>300,000,000</b>    | <b>100.00%</b>  |
| <b>libsiga Qalabka kala duwan ee xafiisyada</b>            |                       |                       |                       |                 |
| 3111002: libsiga Qalabka Xafiisyada                        | 50,000,000            |                       | -50,000,000           | -100.00%        |
| <b>Sub total</b>   | <b>50,000,000</b>     | <b>0</b>              | <b>-50,000,000</b>    | <b>-100.00%</b> |
| <b>Total: Wasaaradda Gaashandhigga.</b>                    | <b>46,067,378,412</b> | <b>44,665,876,821</b> | <b>-1,401,501,591</b> | <b>-3.04%</b>   |



## 132: Miisaaniyadda 2020 ee Ciidanka Qaranka.

| Madax   | Faahfaahin   | 2019                   | 2020                   | Farqi                 | % Farqi        |
|---|--|------------------------|------------------------|-----------------------|----------------|
| <b>Mushaharka &amp; Gunnooyinka</b>                             |  |                        |                        |                       |                |
| 2110104:  | Mushaharka Shaqaalaha Joojtada Ah (Ciidanka Qaranka) | 198,978,319,488        | 202,229,508,288        | 3,251,188,800         | 1.63%          |
| 2110301:  | Gunno Xil  | 4,174,566,000          | 4,498,166,000          | 323,600,000           | 7.75%          |
| 2110302:  | Gunno Xagaayeed/Geedfuul                             | 22,282,872,000         | 22,282,872,000         | 0                     | 0.00%          |
| 2110308:  | Gunno Ciideed  |                        | 4,213,114,756          | 4,213,114,756         | 100.00%        |
| <b>Sub total</b>  |  | <b>225,435,757,488</b> | <b>233,223,661,044</b> | <b>7,787,903,556</b>  | <b>3.45%</b>   |
| <b>Daryeelka Bulshada</b>                                       |  |                        |                        |                       |                |
| 2120203:  | Daawaynta Iyo Cafimadka Shaqalaha                    | 500,000,000            | 800,000,000            | 300,000,000           | 60.00%         |
| <b>Sub total</b>  |  | <b>500,000,000</b>     | <b>800,000,000</b>     | <b>300,000,000</b>    | <b>60.00%</b>  |
| <b>Adeega Nalka &amp; Biyaha</b>                                |  |                        |                        |                       |                |
| 2210101:  | Isticmaalka Nalka                                    | 200,000,000            | 200,000,000            | 0                     | 0.00%          |
| 2210102:  | IsticmaalkaBiyaha                                    | 150,000,000            | 300,000,000            | 150,000,000           | 100.00%        |
| <b>Sub total</b>  |  | <b>350,000,000</b>     | <b>500,000,000</b>     | <b>150,000,000</b>    | <b>42.86%</b>  |
| <b>Isgaadhsiinta</b>  |  |                        |                        |                       |                |
| 2210201:  | Isticmaalka Boosaha & Isgaadhsiinta.                 | 20,854,400             | 20,854,400             | 0                     | 0.00%          |
| <b>Sub total</b>  |  | <b>20,854,400</b>      | <b>20,854,400</b>      | <b>0</b>              | <b>0.00%</b>   |
| <b>Kharashka Safarada Gudaha</b>                                |  |                        |                        |                       |                |
| 2210301:  | Noolka, sahayda iyo habeen dhaxyada safarada Gudaha  | 44,537,920             | 44,537,920             | 0                     | 0.00%          |
| <b>Sub total</b>  |  | <b>44,537,920</b>      | <b>44,537,920</b>      | <b>0</b>              | <b>0.00%</b>   |
| <b>Kharashka Daabacaadaha, Xayeysiisyada &amp; Wacyigelinta</b> |  |                        |                        |                       |                |
| 2210503:  | Wargeysyada & Bugaagta.                              | 15,640,800             | 15,640,800             | 0                     | 0.00%          |
| <b>Sub total</b>  |  | <b>15,640,800</b>      | <b>15,640,800</b>      | <b>0</b>              | <b>0.00%</b>   |
| <b>Kharashka Tababarada</b>                                     |  |                        |                        |                       |                |
| 2210714:  | Tababarka & Imtixaanadda.                            | 2,712,000,000          | 2,712,000,000          | 0                     | 0.00%          |
| <b>Sub total</b>  |  | <b>2,712,000,000</b>   | <b>2,712,000,000</b>   | <b>0</b>              | <b>0.00%</b>   |
| <b>Kharashka Maamuuska &amp; Martiqaadyada</b>                  |  |                        |                        |                       |                |
| 2210802:  | Martiqaadyada & Munaasibadaha                        | 10,948,560             | 10,948,560             | 0                     | 0.00%          |
| 2210807:  | Kh. Dhiiri-Gelinta & Abaalmarinta.                   | 4,192,304,056          |                        | -4,192,304,056        | -100.00%       |
| <b>Sub total</b>  |  | <b>4,203,252,616</b>   | <b>10,948,560</b>      | <b>-4,192,304,056</b> | <b>-99.74%</b> |
| <b>Kharashka Isticmaalka Alaabta Hawsha.</b>                    |  |                        |                        |                       |                |
| 2211001:  | Daawada  | 500,000,000            | 824,214,173            | 324,214,173           | 64.84%         |
| 2211015:  | Rashinka Iyo Wixii Soo Raaca                         | 32,619,156,000         | 39,108,134,604         | 6,488,978,604         | 19.89%         |
| 2211016:  | Dharka & Dirayska.                                   | 3,000,000,000          | 3,200,000,000          | 200,000,000           | 6.67%          |
| 2211021:  | Gogosha iyo Macuunta                                 | 370,000,000            | 370,000,000            | 0                     | 0.00%          |
| <b>Sub total</b>  |  | <b>36,489,156,000</b>  | <b>43,502,348,777</b>  | <b>7,013,192,777</b>  | <b>19.22%</b>  |
| <b>Alaabta Xafiisyada</b>                                       |  |                        |                        |                       |                |
| 2211101:  | Alaabta Xafiisyada (Stationery).                     | 35,973,840             | 220,000,000            | 184,026,160           | 511.56%        |
| <b>Sub total</b>  |  | <b>35,973,840</b>      | <b>220,000,000</b>     | <b>184,026,160</b>    | <b>511.56%</b> |
| <b>Kharashka Shiidaalka &amp; Saliidaha</b>                     |  |                        |                        |                       |                |
| 2211201:  | Batrootka, Naafatadda & Saliidaha.                   | 3,900,000,000          | 4,400,000,000          | 500,000,000           | 12.82%         |
| <b>Sub total</b>  |  | <b>3,900,000,000</b>   | <b>4,400,000,000</b>   | <b>500,000,000</b>    | <b>12.82%</b>  |
| <b>Kharashaadka kale ee Hawl socodsiinta</b>                    |  |                        |                        |                       |                |

### 132: Miisaaniyadda 2020 ee Ciidanka Qaranka.

|   |                        |                        |                       |                |
|---|------------------------|------------------------|-----------------------|----------------|
| 2211308: Kharska Magaha                                       | 150,000,000            | 150,000,000            | 0                     | 0.00%          |
| 2211342: Kharashka Gaar Ah                                    | 1,374,327,937          | 1,374,327,937          | 0                     | 0.00%          |
| <b>Sub total</b>  | <b>1,524,327,937</b>   | <b>1,524,327,937</b>   | <b>0</b>              | <b>0.00%</b>   |
| <b>Daryeelka Gaadiidka</b>                                    |                        |                        |                       |                |
| 2220101: Daryeelka Gaadiidka Iyo Mishiinada                   | 2,300,000,000          | 2,394,000,000          | 94,000,000            | 4.09%          |
| <b>Sub total</b>  | <b>2,300,000,000</b>   | <b>2,394,000,000</b>   | <b>94,000,000</b>     | <b>4.09%</b>   |
| <b>Daryeelka Hantida kale</b>                                 |                        |                        |                       |                |
| 2220204: Daryeelka Xafiisyada                                 | 42,000,000             | 42,000,000             | 0                     | 0.00%          |
| <b>Sub total</b>  | <b>42,000,000</b>      | <b>42,000,000</b>      | <b>0</b>              | <b>0.00%</b>   |
| <b>Kabka Wasaaradaha &amp; Hay'adaha</b>                      |                        |                        |                       |                |
| 2510102: Kabka Raashinka                                      | 167,000,000            | 167,000,000            | 0                     | 0.00%          |
| <b>Sub total</b>  | <b>167,000,000</b>     | <b>167,000,000</b>     | <b>0</b>              | <b>0.00%</b>   |
| <b>Kaalmooyinka Qeybaha kale ee dawladda</b>                  |                        |                        |                       |                |
| 2640430: Kaalmada Kuliyaada Ciidamada Dararwayne              | 1,500,000,000          | 1,500,000,000          | 0                     | 0.00%          |
| <b>Sub total</b>  | <b>1,500,000,000</b>   | <b>1,500,000,000</b>   | <b>0</b>              | <b>0.00%</b>   |
| <b>Dhismayaasha</b>   |                        |                        |                       |                |
| 3110202: Dhismayasha Xafiisyada, Dugsiyada iyo<br>Cisbitalada |                        | 4,211,000,000          | 4,211,000,000         | 100.00%        |
| <b>Sub total</b>  | <b>0</b>               | <b>4,211,000,000</b>   | <b>4,211,000,000</b>  | <b>100.00%</b> |
| <b>libsiga Qalabka kale</b>                                   |                        |                        |                       |                |
| 3111108: libsiga Saanada Ciidanka                             |                        | 11,000,000,000         | 11,000,000,000        | 100.00%        |
| <b>Sub total</b>  | <b>0</b>               | <b>11,000,000,000</b>  | <b>11,000,000,000</b> | <b>100.00%</b> |
| <b>Total: Ciidanka Qaranka.</b>                               | <b>279,240,501,001</b> | <b>306,288,319,438</b> | <b>27,047,818,437</b> | <b>9.69%</b>   |

## 141: Miisaaniyadda 2020 ee W.Qorshaynta & Horumarinta Qaranka

| Madax   | Faahfaahin  | 2019                 | 2020                 | Farqi               | % Farqi        |
|---|---|----------------------|----------------------|---------------------|----------------|
| <b>Mushaharka &amp; Gunnooyinka</b>                             |   |                      |                      |                     |                |
| 2110101:  | Mushaharka Shaqaalaha Joogtada Ah                     | 1,886,844,960        | 1,994,335,200        | 107,490,240         | 5.70%          |
| 2110203:  | Mushaharka Shaqaalaha kale Aan J/Ahayn                | 913,200,000          | 1,063,200,000        | 150,000,000         | 16.43%         |
| 2110301:  | Gunno Xil   | 380,400,000          | 380,400,000          | 0                   | 0.00%          |
| 2110303:  | Gunno Hawleed   | 1,824,960,000        | 1,917,600,000        | 92,640,000          | 5.08%          |
| 2110306:  | Gunno Ilaalo  | 19,200,000           | 19,200,000           | 0                   | 0.00%          |
| 2110308:  | Gunno Ciideed   |                      | 41,548,650           | 41,548,650          | 100.00%        |
| <b>Sub total</b>  |   | <b>5,024,604,960</b> | <b>5,416,283,850</b> | <b>391,678,890</b>  | <b>7.80%</b>   |
| <b>Adeega Nalka &amp; Biyaha</b>                                |   |                      |                      |                     |                |
| 2210101:  | Isticmaalka Nalka                                     | 140,000,000          | 140,000,000          | 0                   | 0.00%          |
| 2210102:  | IsticmaalkaBiyaha                                     | 55,000,000           | 55,000,000           | 0                   | 0.00%          |
| <b>Sub total</b>  |   | <b>195,000,000</b>   | <b>195,000,000</b>   | <b>0</b>            | <b>0.00%</b>   |
| <b>Isgaadhsiinta</b>  |   |                      |                      |                     |                |
| 2210201:  | Isticmaalka Boosaha & Isgaadhsiinta.                  | 144,000,000          | 200,000,000          | 56,000,000          | 38.89%         |
| <b>Sub total</b>  |   | <b>144,000,000</b>   | <b>200,000,000</b>   | <b>56,000,000</b>   | <b>38.89%</b>  |
| <b>Kharashka Safarada Gudaha</b>                                |   |                      |                      |                     |                |
| 2210301:  | Noolka, sahayda iyo habeen dhaxyada safarada Gudaha   | 100,000,000          | 100,000,000          | 0                   | 0.00%          |
| <b>Sub total</b>  |   | <b>100,000,000</b>   | <b>100,000,000</b>   | <b>0</b>            | <b>0.00%</b>   |
| <b>Kharashka Safarada Debadda</b>                               |   |                      |                      |                     |                |
| 2210401:  | Noolka, sahayda iyo habeen dhaxyada Safarada Dibadda. | 500,000,000          | 500,000,000          | 0                   | 0.00%          |
| <b>Sub total</b>  |   | <b>500,000,000</b>   | <b>500,000,000</b>   | <b>0</b>            | <b>0.00%</b>   |
| <b>Kharashka Daabacaadaha, Xayaysiisyada &amp; Wacyigelinta</b> |   |                      |                      |                     |                |
| 2210503:  | Wargeysyadda & Bugaagta.                              | 41,708,800           | 41,708,800           | 0                   | 0.00%          |
| <b>Sub total</b>  |   | <b>41,708,800</b>    | <b>41,708,800</b>    | <b>0</b>            | <b>0.00%</b>   |
| <b>Kharashak Kirada Hantida</b>                                 |   |                      |                      |                     |                |
| 2210603:  | Ijaarka Xafiisyada                                    | 36,000,000           | 36,000,000           | 0                   | 0.00%          |
| <b>Sub total</b>  |   | <b>36,000,000</b>    | <b>36,000,000</b>    | <b>0</b>            | <b>0.00%</b>   |
| <b>Kharashka Maamuuska &amp; Martiqaadyada</b>                  |   |                      |                      |                     |                |
| 2210802:  | Martiqaadyada & Munaasibadaha                         | 93,697,120           | 93,697,120           | 0                   | 0.00%          |
| 2210807:  | Kh. Dhiiri-Gelinta & Abaalmarinta.                    | 387,603,830          | 196,055,180          | -191,548,650        | -49.42%        |
| <b>Sub total</b>  |   | <b>481,300,950</b>   | <b>289,752,300</b>   | <b>-191,548,650</b> | <b>-39.80%</b> |
| <b>Alaabta Xafiisyada</b>                                       |   |                      |                      |                     |                |
| 2211101:  | Alaabta Xafiisyadda (Stationery).                     | 100,000,000          | 181,000,000          | 81,000,000          | 81.00%         |
| <b>Sub total</b>  |   | <b>100,000,000</b>   | <b>181,000,000</b>   | <b>81,000,000</b>   | <b>81.00%</b>  |
| <b>Kharashka Shiidaalka &amp; Saliidaha</b>                     |   |                      |                      |                     |                |
| 2211201:  | Batrootka, Naafatadda & Saliidaha.                    | 510,000,000          | 510,000,000          | 0                   | 0.00%          |
| <b>Sub total</b>  |   | <b>510,000,000</b>   | <b>510,000,000</b>   | <b>0</b>            | <b>0.00%</b>   |
| <b>Kharashaadka kale ee Hawl socodsiinta</b>                    |   |                      |                      |                     |                |
| 2211306:  | kh. Qiimaynta ascaarta suuqa                          |                      | 1,150,000,000        | 1,150,000,000       | 100.00%        |
| 2211307:  | KH isku dubba ridka horumarka iyo mucaawinooyinka     |                      | 200,000,000          | 200,000,000         | 100.00%        |
| 2211341:  | Barmaamijyada Hawlaha Shaqada                         | 400,000,000          |                      | -400,000,000        | -100.00%       |

### 141: Miisaaniyadda 2020 ee W.Qorshaynta & Horumarinta Qaranka

|  |                       |                       |                       |                 |
|--|-----------------------|-----------------------|-----------------------|-----------------|
| 2211342: Kharashka Gaar Ah                           | 550,000,000           |                       | -550,000,000          | -100.00%        |
| 2211377: Kharashka Iibgaynta Qorshaha Qaranka        | 2,500,000,000         | 500,000,000           | -2,000,000,000        | -80.00%         |
| 2211380: Kh. Dabagalka Iyo Qiimaynta Hayada          | 150,000,000           | 350,000,000           | 200,000,000           | 133.33%         |
| Caalimiga ah   |                       |                       |                       |                 |
| 2211387: Kharashyadda Yar Yar Ee Xafiisyadda         | 10,500,000            | 50,000,000            | 39,500,000            | 376.19%         |
| 2211393: Kharashka Tirakoobka                        | 210,000,000           | 400,000,000           | 190,000,000           | 90.48%          |
| <b>Sub total</b>                                     | <b>3,820,500,000</b>  | <b>2,650,000,000</b>  | <b>-1,170,500,000</b> | <b>-30.64%</b>  |
| <b>Daryeelka Gaadiidka</b>                           |                       |                       |                       |                 |
| 2220101: Daryeelka Gaadiidka Iyo Mishiinada          | 138,500,000           | 145,425,000           | 6,925,000             | 5.00%           |
| <b>Sub total</b>                                     | <b>138,500,000</b>    | <b>145,425,000</b>    | <b>6,925,000</b>      | <b>5.00%</b>    |
| <b>Daryeelka Hantida kale</b>                        |                       |                       |                       |                 |
| 2220204: Daryeelka Xafiisyada                        | 100,000,000           |                       | -100,000,000          | -100.00%        |
| <b>Sub total</b>                                     | <b>100,000,000</b>    | <b>0</b>              | <b>-100,000,000</b>   | <b>-100.00%</b> |
| <b>Kharashka Cilmi Baadhista &amp; Daraasadaha</b>   |                       |                       |                       |                 |
| 3111403: Kharashka Cilmi Baadhista                   | 740,000,000           | 740,000,000           | 0                     | 0.00%           |
| <b>Sub total</b>                                     | <b>740,000,000</b>    | <b>740,000,000</b>    | <b>0</b>              | <b>0.00%</b>    |
| <b>Total: W.Qorshaynta &amp; Horumarinta Qaranka</b> | <b>11,931,614,710</b> | <b>11,005,169,950</b> | <b>-926,444,760</b>   | <b>-7.76%</b>   |

## 151: Miisaaniyadda 2020 ee Wasaaradda H. Maaliyadda.

| Madax   | Faahfaahin  | 2019                  | 2020                  | Farqi                | % Farqi        |
|---|---|-----------------------|-----------------------|----------------------|----------------|
| <b>Mushaharka &amp; Gunnooyinka</b>                             |   |                       |                       |                      |                |
| 2110101:  | Mushaharka Shaqaalaha Joogtada Ah                     | 16,975,682,720        | 17,586,911,648        | 611,228,928          | 3.60%          |
| 2110203:  | Mushaharka Shaqaalaha kale Aan J/Ahayn                | 1,655,400,000         | 2,867,400,000         | 1,212,000,000        | 73.21%         |
| 2110301:  | Gunno Xil   | 4,000,000,000         | 4,000,000,000         | 0                    | 0.00%          |
| 2110304:  | Gunno Maamuus   | 1,447,895,200         | 1,447,895,200         | 0                    | 0.00%          |
| 2110306:  | Gunno Ilaalo  | 200,000,000           | 200,000,000           | 0                    | 0.00%          |
| 2110307:  | Gunno Maaliyadeed                                     | 31,926,004,000        | 34,043,760,000        | 2,117,756,000        | 6.63%          |
| 2110308:  | Gunno Ciideed   |                       | 366,393,993           | 366,393,993          | 100.00%        |
| <b>Sub total</b>  |   | <b>56,204,981,920</b> | <b>60,512,360,841</b> | <b>4,307,378,921</b> | <b>7.66%</b>   |
| <b>Daryeelka Bulshada</b>                                       |   |                       |                       |                      |                |
| 2120203:  | Daawaynta Iyo Cafimadka Shaqaalaha                    | 3,500,000,000         | 3,500,000,000         | 0                    | 0.00%          |
| <b>Sub total</b>  |   | <b>3,500,000,000</b>  | <b>3,500,000,000</b>  | <b>0</b>             | <b>0.00%</b>   |
| <b>Adeega Nalka &amp; Biyaha</b>                                |   |                       |                       |                      |                |
| 2210101:  | Isticmaalka Nalka                                     | 300,000,000           | 870,000,000           | 570,000,000          | 190.00%        |
| 2210102:  | IsticmaalkaBiyaha                                     | 150,000,000           | 150,000,000           | 0                    | 0.00%          |
| <b>Sub total</b>  |   | <b>450,000,000</b>    | <b>1,020,000,000</b>  | <b>570,000,000</b>   | <b>126.67%</b> |
| <b>Isgaadhsiinta</b>  |   |                       |                       |                      |                |
| 2210201:  | Isticmaalka Boosaha & Isgaadhsiinta.                  | 800,000,000           | 1,250,000,000         | 450,000,000          | 56.25%         |
| <b>Sub total</b>  |   | <b>800,000,000</b>    | <b>1,250,000,000</b>  | <b>450,000,000</b>   | <b>56.25%</b>  |
| <b>Kharashka Safarada Gudaha</b>                                |   |                       |                       |                      |                |
| 2210301:  | Noolka, sahayda iyo habeen dhaxyada safarada Gudaha   | 1,100,000,000         | 1,100,000,000         | 0                    | 0.00%          |
| <b>Sub total</b>  |   | <b>1,100,000,000</b>  | <b>1,100,000,000</b>  | <b>0</b>             | <b>0.00%</b>   |
| <b>Kharashka Safarada Debadda</b>                               |   |                       |                       |                      |                |
| 2210401:  | Noolka, sahayda iyo habeen dhaxyada Safarada Dibadda. | 500,000,000           | 500,000,000           | 0                    | 0.00%          |
| <b>Sub total</b>  |   | <b>500,000,000</b>    | <b>500,000,000</b>    | <b>0</b>             | <b>0.00%</b>   |
| <b>Kharashka Daabacaadaha, Xayaysiisyada &amp; Wacyigelinta</b> |   |                       |                       |                      |                |
| 2210502:  | Daabacaadda Documents-Ka Lacagta.                     | 3,500,000,000         | 4,500,000,000         | 1,000,000,000        | 28.57%         |
| 2210503:  | Wargeysyadda & Bugaagta.                              | 50,000,000            | 100,000,000           | 50,000,000           | 100.00%        |
| 2210504:  | Kharashka Wacyigelinta                                | 700,000,000           | 1,000,000,000         | 300,000,000          | 42.86%         |
| 2210508:  | Daabacada Liisamada Gaadiidka ee Lafta ah             | 1,500,000,000         | 2,000,000,000         | 500,000,000          | 33.33%         |
| 2210510:  | Daabacaada Buugta Dhaqdhaqaaqa Gaadiidka              | 2,500,000,000         | 5,000,000,000         | 2,500,000,000        | 100.00%        |
| 2210511:  | Dabacaada Baasaboorada Iyo Fiisayasha                 | 800,000,000           | 800,000,000           | 0                    | 0.00%          |
| 2210512:  | Daabacaada Agabka Xafiisyadda                         |                       | 500,000,000           | 500,000,000          | 100.00%        |
| <b>Sub total</b>  |   | <b>9,050,000,000</b>  | <b>13,900,000,000</b> | <b>4,850,000,000</b> | <b>53.59%</b>  |
| <b>Kharashak Kirada Hantida</b>                                 |   |                       |                       |                      |                |
| 2210601:  | Ijaarka Gaadiidka,                                    | 100,000,000           | 150,000,000           | 50,000,000           | 50.00%         |
| 2210603:  | Ijaarka Xafiisyada                                    | 1,000,000,000         | 1,000,000,000         | 0                    | 0.00%          |
| <b>Sub total</b>  |   | <b>1,100,000,000</b>  | <b>1,150,000,000</b>  | <b>50,000,000</b>    | <b>4.55%</b>   |
| <b>Kharashka Tababarada</b>                                     |   |                       |                       |                      |                |
| 2210714:  | Tababarka & Imtixaanadda.                             | 1,325,000,000         | 1,325,000,000         | 0                    | 0.00%          |
| <b>Sub total</b>  |   | <b>1,325,000,000</b>  | <b>1,325,000,000</b>  | <b>0</b>             | <b>0.00%</b>   |

## 151: Miisaaniyadda 2020 ee Wasaaradda H. Maaliyadda.

### *Kharashka Maamuuska & Martiqaadyada*

|   |                      |                      |                     |                |
|---|----------------------|----------------------|---------------------|----------------|
| 2210802: Martiqaadyada & Munaasibadaha      | 600,000,000          | 600,000,000          | 0                   | 0.00%          |
| 2210807: Kh. Dhiiri-Gelinta & Abaalmarinta. | 2,152,091,632        | 1,785,697,639        | -366,393,993        | -17.03%        |
| <b>Sub total</b>                            | <b>2,752,091,632</b> | <b>2,385,697,639</b> | <b>-366,393,993</b> | <b>-13.31%</b> |

### *Kharashka Isticmaalka Alaabta Hawsha.*

|                             |                    |                    |          |              |
|-----------------------------|--------------------|--------------------|----------|--------------|
| 2211016: Dharka & Dirayska. | 300,000,000        | 300,000,000        | 0        | 0.00%        |
| <b>Sub total</b>            | <b>300,000,000</b> | <b>300,000,000</b> | <b>0</b> | <b>0.00%</b> |

### *Alaabta Xafiisyada*

|  |                      |                      |          |              |
|--|----------------------|----------------------|----------|--------------|
| 2211101: Alaabta Xafiisyadda (Stationery). | 1,500,000,000        | 1,500,000,000        | 0        | 0.00%        |
| <b>Sub total</b>                           | <b>1,500,000,000</b> | <b>1,500,000,000</b> | <b>0</b> | <b>0.00%</b> |

### *Kharashka Shiidaalka & Saliidaha*

|   |                      |                      |                    |              |
|---|----------------------|----------------------|--------------------|--------------|
| 2211201: Batroolka, Naafatadda & Saliidaha. | 4,000,000,000        | 4,350,000,000        | 350,000,000        | 8.75%        |
| <b>Sub total</b>                            | <b>4,000,000,000</b> | <b>4,350,000,000</b> | <b>350,000,000</b> | <b>8.75%</b> |

### *Kharashaadka kale ee Hawl socodsiinta*

|  |                       |                       |                      |               |
|--|-----------------------|-----------------------|----------------------|---------------|
| 2211301: Khidmadda Baanka.                                     | 5,000,000,000         | 5,000,000,000         | 0                    | 0.00%         |
| 2211308: Kharska Magaha  | 2,500,000,000         | 2,500,000,000         | 0                    | 0.00%         |
| 2211311: Kh. Shirkadda maalgashigaSomaliland                   |                       | 803,000,000           | 803,000,000          | 100.00%       |
| 2211324: Lacag Celinta Sannadihii Hore.                        | 400,000,000           | 400,000,000           | 0                    | 0.00%         |
| 2211335: Kharashka Dakhli Ururinta.                            | 2,000,000,000         | 3,660,911,489         | 1,660,911,489        | 83.05%        |
| 2211336: Kh/ Sameynta Miisaaniyada, Xis. Xidhada Maamulka      | 1,600,000,000         | 1,701,326,615         | 101,326,615          | 6.33%         |
| 2211337: Kh.Samaynta Xisaab Xidhka (Xis-Guud)                  | 1,984,000,000         | 1,984,000,000         | 0                    | 0.00%         |
| 2211338: Kh/ Bilicda Xafiisyada &Guryaha.                      | 350,000,000           | 350,000,000           | 0                    | 0.00%         |
| 2211340: Kharsahka La Dagaalanka Kootarabaanka.                | 1,500,000,000         | 1,850,000,000         | 350,000,000          | 23.33%        |
| 2211341: Barmaamijyada Hawlaha Shaqada                         | 1,000,374,000         |                       | -1,000,374,000       | -100.00%      |
| 2211347: Kh.Rarista Documantiga Xisaabaadka                    | 250,000,000           | 250,000,000           | 0                    | 0.00%         |
| 2211352: Kh/ Diyaarinta, Dib U Habaynta Iyo Faafinta Shuruucda | 200,000,000           | 200,000,000           | 0                    | 0.00%         |
| 2211365: kharashka Horumarinta PFM-ka                          | 4,200,000,000         | 4,200,000,000         | 0                    | 0.00%         |
| 2211368: Lambaradda Gaadiidka Ee Dib U Ibinta.                 | 2,000,000,000         | 8,000,000,000         | 6,000,000,000        | 300.00%       |
| 2211374: Kharashka Gudida Farsamo ee Berbera                   | 500,000,000           | 400,000,000           | -100,000,000         | -20.00%       |
| Coridor (JOC)  |                       |                       |                      |               |
| 2211380: Kh. Dabagalka Iyo Qiimaynta Hayada Caalimiga ah       | 410,000,000           | 410,000,000           | 0                    | 0.00%         |
| 2211382: Kharashka Ciidanka Ilaalada Cashuuraha                | 1,260,000,000         | 1,804,800,000         | 544,800,000          | 43.24%        |
| 2211384: Kh.Xafiiska Xisaabaadka                               | 300,000,000           | 300,000,000           | 0                    | 0.00%         |
| 2211387: Kharashyadda Yar Yar Ee Xafiisyadda                   | 600,000,000           | 600,000,000           | 0                    | 0.00%         |
| 2211396: Kharashka Lama filaanka ah                            | 2,038,752,000         | 2,391,126,000         | 352,374,000          | 17.28%        |
| <b>Sub total</b>   | <b>28,093,126,000</b> | <b>36,805,164,104</b> | <b>8,712,038,104</b> | <b>31.01%</b> |

### *Daryeelka Gaadiidka*

|   |                      |                      |                    |               |
|---|----------------------|----------------------|--------------------|---------------|
| 2220101: Daryeelka Gaadiidka Iyo Mishiinada | 1,500,000,000        | 2,300,000,000        | 800,000,000        | 53.33%        |
| <b>Sub total</b>                            | <b>1,500,000,000</b> | <b>2,300,000,000</b> | <b>800,000,000</b> | <b>53.33%</b> |

### *Daryeelka Hantida kale*

|                               |                      |                      |                      |                |
|-------------------------------|----------------------|----------------------|----------------------|----------------|
| 2220204: Daryeelka Xafiisyada | 1,000,000,000        | 2,000,000,000        | 1,000,000,000        | 100.00%        |
| <b>Sub total</b>              | <b>1,000,000,000</b> | <b>2,000,000,000</b> | <b>1,000,000,000</b> | <b>100.00%</b> |

## 151: Miisaaniyadda 2020 ee Wasaaradda H. Maaliyadda.

### Mashaariicda Dawladda

|  |                       |                       |                    |              |
|--|-----------------------|-----------------------|--------------------|--------------|
| 2400201: Mashruuca Ciyaaraha                 | 450,000,000           | 1,124,400,000         | 674,400,000        | 149.87%      |
| 2400208: Mashruuca Shaqo Qaran               | 7,500,000,000         | 7,675,000,000         | 175,000,000        | 2.33%        |
| 2400217: Mashruuca JPLG                      | 3,825,000,000         | 3,825,000,000         | 0                  | 0.00%        |
| 2400218: Mashruuca Taakulaynta Gobalada Bari | 24,000,000,000        | 24,000,000,000        | 0                  | 0.00%        |
| <b>Sub total</b>                             | <b>35,775,000,000</b> | <b>36,624,400,000</b> | <b>849,400,000</b> | <b>2.37%</b> |

### Kabka Wasaaradaha & Hay'adaha

|                             |                      |                      |                     |               |
|-----------------------------|----------------------|----------------------|---------------------|---------------|
| 2510101: Kabka Miisaaniyada | 6,603,507,884        | 6,154,507,884        | -449,000,000        | -6.80%        |
| <b>Sub total</b>            | <b>6,603,507,884</b> | <b>6,154,507,884</b> | <b>-449,000,000</b> | <b>-6.80%</b> |

### Kaalmooyinka Qeybaha kale ee dawladda

|  |                       |                      |                        |                |
|--|-----------------------|----------------------|------------------------|----------------|
| 2640408: Kaalmooyina Axsaabta            | 6,552,000,000         | 3,052,000,000        | -3,500,000,000         | -53.42%        |
| 2640409: Kaalmada Ururka Xisaabiyayaasha | 500,000,000           | 400,000,000          | -100,000,000           | -20.00%        |
| 2640429: Kaalmooyinka Guud.              | 6,502,000,000         |                      | -6,502,000,000         | -100.00%       |
| <b>Sub total</b>                         | <b>13,554,000,000</b> | <b>3,452,000,000</b> | <b>-10,102,000,000</b> | <b>-74.53%</b> |

### Dhismayaasha

|   |                      |                      |                       |                |
|---|----------------------|----------------------|-----------------------|----------------|
| 3110201: Dhismayaasha Guryaha Ladago                        | 1,320,000,000        |                      | -1,320,000,000        | -100.00%       |
| 3110202: Dhismayaasha Xafiisyada, Dugsiyada iyo Cisbitalada | 2,600,000,000        | 2,600,000,000        | 0                     | 0.00%          |
| 3110299: Dhismayaasha Kale Ee Dowlada                       | 500,000,000          |                      | -500,000,000          | -100.00%       |
| <b>Sub total</b>  | <b>4,420,000,000</b> | <b>2,600,000,000</b> | <b>-1,820,000,000</b> | <b>-41.18%</b> |

### Iibsiga Gaadiidka

|   |                      |                      |                     |                |
|---|----------------------|----------------------|---------------------|----------------|
| 3110701: Iibsiga Gaadiidka & Mishiinada | 2,300,000,000        | 2,000,000,000        | -300,000,000        | -13.04%        |
| <b>Sub total</b>                        | <b>2,300,000,000</b> | <b>2,000,000,000</b> | <b>-300,000,000</b> | <b>-13.04%</b> |

### Iibsiga Qalabka kala duwan ee xafiisyada

|   |                      |                      |                    |               |
|---|----------------------|----------------------|--------------------|---------------|
| 3111002: Iibsiga Qalabka Xafiisyada       | 1,000,000,000        | 1,300,000,000        | 300,000,000        | 30.00%        |
| 3111010: Iibsiga Qalabka Nalka Iyo Biyaha | 150,000,000          | 200,000,000          | 50,000,000         | 33.33%        |
| <b>Sub total</b>                          | <b>1,150,000,000</b> | <b>1,500,000,000</b> | <b>350,000,000</b> | <b>30.43%</b> |

### Iibsiga Qalabka kale

|   |                    |                    |          |              |
|---|--------------------|--------------------|----------|--------------|
| 3111111: Iibsiga Qalabka Boosaha & Isgaadhsiinta. | 150,000,000        | 150,000,000        | 0        | 0.00%        |
| <b>Sub total</b>                                  | <b>150,000,000</b> | <b>150,000,000</b> | <b>0</b> | <b>0.00%</b> |

### Kharashka Cilmi Baadhista & Daraasadaha

|                                    |                    |                    |          |              |
|------------------------------------|--------------------|--------------------|----------|--------------|
| 3111403: Kharashka Cilmi Baadhista | 500,000,000        | 500,000,000        | 0        | 0.00%        |
| <b>Sub total</b>                   | <b>500,000,000</b> | <b>500,000,000</b> | <b>0</b> | <b>0.00%</b> |

### Daymaha Qaranka

|  |                       |                       |                       |               |
|--|-----------------------|-----------------------|-----------------------|---------------|
| 5210503: Biilasha Taagan.                    | 1,500,000,000         | 9,099,600,000         | 7,599,600,000         | 506.64%       |
| 5210504: Dib U Bixinta Daynta Qaranka Gudaha | 61,200,000,000        | 75,000,000,000        | 13,800,000,000        | 22.55%        |
| <b>Sub total</b>                             | <b>62,700,000,000</b> | <b>84,099,600,000</b> | <b>21,399,600,000</b> | <b>34.13%</b> |

### Kaydka Qaranka

|   |          |                      |                      |                |
|---|----------|----------------------|----------------------|----------------|
| 6210101: Kaydka qaranka ee lama filaanka ah |          | 5,000,000,000        | 5,000,000,000        | 100.00%        |
| <b>Sub total</b>                            | <b>0</b> | <b>5,000,000,000</b> | <b>5,000,000,000</b> | <b>100.00%</b> |

|   |                        |                        |                       |               |
|---|------------------------|------------------------|-----------------------|---------------|
| <b>Total: Wasaaradda H. Maaliyadda.</b> | <b>240,327,707,436</b> | <b>275,978,730,468</b> | <b>35,651,023,032</b> | <b>14.83%</b> |
|---|------------------------|------------------------|-----------------------|---------------|

## 161: Miisaaniyadda 2020 ee Wasaaradda Ganacsiga, Warshadaha iyo Dalxiiska

| Madax   | Faahfaahin  | 2019                  | 2020                  | Farqi               | % Farqi        |
|---|---|-----------------------|-----------------------|---------------------|----------------|
| <b>Mushaharka &amp; Gunnooyinka</b>                             |   |                       |                       |                     |                |
| 2110101:  | Mushaharka Shaqaalaha Joogtada Ah                     | 5,237,987,040         | 5,496,210,720         | 258,223,680         | 4.93%          |
| 2110203:  | Mushaharka Shaqaalaha kale Aan J/Ahayn                | 645,600,000           | 645,600,000           | 0                   | 0.00%          |
| 2110301:  | Gunno Xil   | 488,400,000           | 488,400,000           | 0                   | 0.00%          |
| 2110303:  | Gunno Hawleed   | 4,847,280,000         | 5,258,640,000         | 411,360,000         | 8.49%          |
| 2110306:  | Gunno Ilaalo  | 48,000,000            | 48,000,000            | 0                   | 0.00%          |
| 2110308:  | Gunno Ciideed   |                       | 114,504,390           | 114,504,390         | 100.00%        |
| <b>Sub total</b>  |   | <b>11,267,267,040</b> | <b>12,051,355,110</b> | <b>784,088,070</b>  | <b>6.96%</b>   |
| <b>Adeega Nalka &amp; Biyaha</b>                                |   |                       |                       |                     |                |
| 2210101:  | Isticmaalka Nalka                                     | 150,000,000           | 157,500,000           | 7,500,000           | 5.00%          |
| 2210102:  | IsticmaalkaBiyaha                                     | 70,000,000            | 70,000,000            | 0                   | 0.00%          |
| <b>Sub total</b>  |   | <b>220,000,000</b>    | <b>227,500,000</b>    | <b>7,500,000</b>    | <b>3.41%</b>   |
| <b>Isgaadhsiinta</b>  |   |                       |                       |                     |                |
| 2210201:  | Isticmaalka Boosaha & Isgaadhsiinta.                  | 200,167,483           | 210,175,858           | 10,008,375          | 5.00%          |
| <b>Sub total</b>  |   | <b>200,167,483</b>    | <b>210,175,858</b>    | <b>10,008,375</b>   | <b>5.00%</b>   |
| <b>Kharashka Safarada Gudaha</b>                                |   |                       |                       |                     |                |
| 2210301:  | Noolka, sahayda iyo habeen dhaxyada safarada Gudaha   | 101,634,340           | 106,716,057           | 5,081,717           | 5.00%          |
| <b>Sub total</b>  |   | <b>101,634,340</b>    | <b>106,716,057</b>    | <b>5,081,717</b>    | <b>5.00%</b>   |
| <b>Kharashka Safarada Debadda</b>                               |   |                       |                       |                     |                |
| 2210401:  | Noolka, sahayda iyo habeen dhaxyada Safarada Dibadda. |                       | 200,000,000           | 200,000,000         | 100.00%        |
| <b>Sub total</b>  |   | <b>0</b>              | <b>200,000,000</b>    | <b>200,000,000</b>  | <b>100.00%</b> |
| <b>Kharashka Daabacaadaha, Xayeysiisyada &amp; Wacyigelinta</b> |   |                       |                       |                     |                |
| 2210503:  | Wargeysyadda & Bugaagta.                              | 51,757,640            | 51,757,640            | 0                   | 0.00%          |
| <b>Sub total</b>  |   | <b>51,757,640</b>     | <b>51,757,640</b>     | <b>0</b>            | <b>0.00%</b>   |
| <b>Kharashak Kirada Hantida</b>                                 |   |                       |                       |                     |                |
| 2210603:  | Ijaarka Xafiisyada                                    | 420,000,000           | 441,000,000           | 21,000,000          | 5.00%          |
| <b>Sub total</b>  |   | <b>420,000,000</b>    | <b>441,000,000</b>    | <b>21,000,000</b>   | <b>5.00%</b>   |
| <b>Kharashka Tababarada</b>                                     |   |                       |                       |                     |                |
| 2210714:  | Tababarka & Imtixaanadda.                             | 150,000,000           | 157,500,000           | 7,500,000           | 5.00%          |
| <b>Sub total</b>  |   | <b>150,000,000</b>    | <b>157,500,000</b>    | <b>7,500,000</b>    | <b>5.00%</b>   |
| <b>Kharashka Maamuuska &amp; Martiqaadyada</b>                  |   |                       |                       |                     |                |
| 2210802:  | Martiqaadyada & Munaasibadaha                         | 253,514,450           | 253,514,450           | 0                   | 0.00%          |
| 2210807:  | Kh. Dhiiri-Gelinta & Abaalmarinta.                    | 339,736,704           | 225,232,314           | -114,504,390        | -33.70%        |
| <b>Sub total</b>  |   | <b>593,251,154</b>    | <b>478,746,764</b>    | <b>-114,504,390</b> | <b>-19.30%</b> |
| <b>Kharashka Isticmaalka Alaabta Hawsha.</b>                    |   |                       |                       |                     |                |
| 2211015:  | Rashinka Iyo Wixii Soo Raaca                          | 180,000,000           | 180,000,000           | 0                   | 0.00%          |
| <b>Sub total</b>  |   | <b>180,000,000</b>    | <b>180,000,000</b>    | <b>0</b>            | <b>0.00%</b>   |
| <b>Alaabta Xafiisyada</b>                                       |   |                       |                       |                     |                |
| 2211101:  | Alaabta Xafiisyadda (Stationery).                     | 138,000,000           | 144,900,000           | 6,900,000           | 5.00%          |
| <b>Sub total</b>  |   | <b>138,000,000</b>    | <b>144,900,000</b>    | <b>6,900,000</b>    | <b>5.00%</b>   |
| <b>Kharashka Shiidaalka &amp; Saliidaha</b>                     |   |                       |                       |                     |                |
| 2211201:  | Batrootka, Naafatadda & Saliidaha.                    | 650,167,483           | 682,675,858           | 32,508,375          | 5.00%          |



## 161: Miisaaniyadda 2020 ee Wasaaradda Ganacsiga, Warshadaha iyo Dalxiiska

|  |                       |                       |                       |                 |
|--|-----------------------|-----------------------|-----------------------|-----------------|
| <b>Sub total</b>   | <b>650,167,483</b>    | <b>682,675,858</b>    | <b>32,508,375</b>     | <b>5.00%</b>    |
| <b>Kharashaadka kale ee Hawl socodsiinta</b>               |                       |                       |                       |                 |
| 2211309: KH. Dardargelinta liisamada Ganacsiga             |                       | 690,000,000           | 690,000,000           | 100.00%         |
| 2211330: Kh. Baadhista iyo R/Raaca Taariikhda duuga        | 800,000,000           | 800,000,000           | 0                     | 0.00%           |
| 2211338: Kh/ Bilicda Xafiisyada &Guryaha.                  | 30,000,000            | 30,000,000            | 0                     | 0.00%           |
| 2211341: Barmaamijyada Hawlaha Shaqada                     | 690,000,000           |                       | -690,000,000          | -100.00%        |
| 2211359: Kh. Maalgashiga iyo H. Ganacsiga                  | 550,000,000           | 550,000,000           | 0                     | 0.00%           |
| 2211387: Kharashyadda Yar Yar Ee Xafiisyadda               | 240,000,000           | 240,000,000           | 0                     | 0.00%           |
| <b>Sub total</b>   | <b>2,310,000,000</b>  | <b>2,310,000,000</b>  | <b>0</b>              | <b>0.00%</b>    |
| <b>Daryeelka Gaadiidka</b>                                 |                       |                       |                       |                 |
| 2220101: Daryeelka Gaadiidka Iyo Mishiinada                | 400,000,000           | 420,000,000           | 20,000,000            | 5.00%           |
| <b>Sub total</b>   | <b>400,000,000</b>    | <b>420,000,000</b>    | <b>20,000,000</b>     | <b>5.00%</b>    |
| <b>Daryeelka Hantida kale</b>                              |                       |                       |                       |                 |
| 2220204: Daryeelka Xafiisyada                              | 25,000,000            |                       | -25,000,000           | -100.00%        |
| <b>Sub total</b>   | <b>25,000,000</b>     | <b>0</b>              | <b>-25,000,000</b>    | <b>-100.00%</b> |
| <b>Mashaariicda Dawladda</b>                               |                       |                       |                       |                 |
| 2400201: Mashruuca Ciyaaraha                               | 200,000,000           | 200,000,000           | 0                     | 0.00%           |
| <b>Sub total</b>   | <b>200,000,000</b>    | <b>200,000,000</b>    | <b>0</b>              | <b>0.00%</b>    |
| <b>Kaalmooyinka Qeybaha kale ee dawladda</b>               |                       |                       |                       |                 |
| 2640443: Kaalmada Dallada SONYO                            | 300,000,000           |                       | -300,000,000          | -100.00%        |
| <b>Sub total</b>   | <b>300,000,000</b>    | <b>0</b>              | <b>-300,000,000</b>   | <b>-100.00%</b> |
| <b>Dhismayaasha</b>  |                       |                       |                       |                 |
| 3110202: Dhismayasha Xafiisyada, Dugsiyada iyo Cisbitalada |                       | 3,400,000,000         | 3,400,000,000         | 100.00%         |
| <b>Sub total</b>   | <b>0</b>              | <b>3,400,000,000</b>  | <b>3,400,000,000</b>  | <b>100.00%</b>  |
| <b>libsiga Gaadiidka</b>                                   |                       |                       |                       |                 |
| 3110701: libsiga Gaadiidka & Mishiinada                    |                       | 200,000,000           | 200,000,000           | 100.00%         |
| <b>Sub total</b>   | <b>0</b>              | <b>200,000,000</b>    | <b>200,000,000</b>    | <b>100.00%</b>  |
| <b>libsiga Qalabka kala duwan ee xafiisyada</b>            |                       |                       |                       |                 |
| 3111002: libsiga Qalabka Xafiisyada                        | 200,000,000           |                       | -200,000,000          | -100.00%        |
| <b>Sub total</b>   | <b>200,000,000</b>    | <b>0</b>              | <b>-200,000,000</b>   | <b>-100.00%</b> |
| <b>libsiga Qalabka kale</b>                                |                       |                       |                       |                 |
| 3111120: libsiga Hantida Kale Ee Dowlada                   |                       | 28,000,000,000        | 28,000,000,000        | 100.00%         |
| <b>Sub total</b>   | <b>0</b>              | <b>28,000,000,000</b> | <b>28,000,000,000</b> | <b>100.00%</b>  |
| <b>Daryeelka Wershadaha &amp; Mishiinada</b>               |                       |                       |                       |                 |
| 3111201: Daryeelka Warshadaha                              | 100,000,000           |                       | -100,000,000          | -100.00%        |
| <b>Sub total</b>   | <b>100,000,000</b>    | <b>0</b>              | <b>-100,000,000</b>   | <b>-100.00%</b> |
| <b>Total: Wasaaradda Ganacsiga, Warshadaha iyo Dalxii</b>  | <b>17,507,245,140</b> | <b>49,462,327,287</b> | <b>31,955,082,147</b> | <b>182.52%</b>  |

## 171: Miisaaniyadda 2020 ee Wasaaradda Macdanta & Tamarta.

| Madax   | Faahfaahin  | 2019                 | 2020                 | Farqi             | % Farqi        |
|---|---|----------------------|----------------------|-------------------|----------------|
| <b>Mushaharka &amp; Gunnooyinka</b>                             |   |                      |                      |                   |                |
| 2110101:  | Mushaharka Shaqaalaha Joojtada Ah                     | 1,185,275,520        | 1,215,834,048        | 30,558,528        | 2.58%          |
| 2110203:  | Mushaharka Shaqaalaha kale Aan J/Ahayn                | 1,413,600,000        | 1,413,600,000        | 0                 | 0.00%          |
| 2110301:  | Gunno Xil   | 290,400,000          | 290,400,000          | 0                 | 0.00%          |
| 2110303:  | Gunno Hawleed   | 1,076,160,000        | 1,097,760,000        | 21,600,000        | 2.01%          |
| 2110308:  | Gunno Ciideed   |                      | 25,329,876           | 25,329,876        | 100.00%        |
| <b>Sub total</b>  |   | <b>3,965,435,520</b> | <b>4,042,923,924</b> | <b>77,488,404</b> | <b>1.95%</b>   |
| <b>Adeega Nalka &amp; Biyaha</b>                                |   |                      |                      |                   |                |
| 2210101:  | Isticmaalka Nalka                                     | 30,000,000           | 30,000,000           | 0                 | 0.00%          |
| 2210102:  | IsticmaalkaBiyaha                                     | 20,000,000           | 20,000,000           | 0                 | 0.00%          |
| <b>Sub total</b>  |   | <b>50,000,000</b>    | <b>50,000,000</b>    | <b>0</b>          | <b>0.00%</b>   |
| <b>Isgaadhsiinta</b>  |   |                      |                      |                   |                |
| 2210201:  | Isticmaalka Boosaha & Isgaadhsiinta.                  | 5,855,915            | 50,000,000           | 44,144,085        | 753.84%        |
| <b>Sub total</b>  |   | <b>5,855,915</b>     | <b>50,000,000</b>    | <b>44,144,085</b> | <b>753.84%</b> |
| <b>Kharashka Safarada Gudaha</b>                                |   |                      |                      |                   |                |
| 2210301:  | Noolka, sahayda iyo habeen dhaxyada safarada Gudaha   | 68,247,600           | 68,247,600           | 0                 | 0.00%          |
| <b>Sub total</b>  |   | <b>68,247,600</b>    | <b>68,247,600</b>    | <b>0</b>          | <b>0.00%</b>   |
| <b>Kharashka Safarada Debadda</b>                               |   |                      |                      |                   |                |
| 2210401:  | Noolka, sahayda iyo habeen dhaxyada Safarada Dibadda. | 200,000,000          | 200,000,000          | 0                 | 0.00%          |
| <b>Sub total</b>  |   | <b>200,000,000</b>   | <b>200,000,000</b>   | <b>0</b>          | <b>0.00%</b>   |
| <b>Kharashka Daabacaadaha, Xayeysiisyada &amp; Wacyigelinta</b> |   |                      |                      |                   |                |
| 2210503:  | Wargeysyada & Bugaagta.                               | 5,367,541            | 10,367,541           | 5,000,000         | 93.15%         |
| <b>Sub total</b>  |   | <b>5,367,541</b>     | <b>10,367,541</b>    | <b>5,000,000</b>  | <b>93.15%</b>  |
| <b>Kharashak Kirada Hantida</b>                                 |   |                      |                      |                   |                |
| 2210603:  | Ijaarka Xafiisyada                                    | 75,000,000           | 85,000,000           | 10,000,000        | 13.33%         |
| <b>Sub total</b>  |   | <b>75,000,000</b>    | <b>85,000,000</b>    | <b>10,000,000</b> | <b>13.33%</b>  |
| <b>Kharashka Maamuuska &amp; Martiqaadyada</b>                  |   |                      |                      |                   |                |
| 2210802:  | Martiqaadyada & Munaasibadaha                         | 50,000,000           | 50,000,000           | 0                 | 0.00%          |
| 2210807:  | Kh. Dhiiri-Gelinta & Abaalmarinta.                    | 24,693,240           | 34,056,604           | 9,363,364         | 37.92%         |
| <b>Sub total</b>  |   | <b>74,693,240</b>    | <b>84,056,604</b>    | <b>9,363,364</b>  | <b>12.54%</b>  |
| <b>Alaabta Xafiisyada</b>                                       |   |                      |                      |                   |                |
| 2211101:  | Alaabta Xafiisyada (Stationery).                      | 14,820,400           | 40,000,000           | 25,179,600        | 169.90%        |
| <b>Sub total</b>  |   | <b>14,820,400</b>    | <b>40,000,000</b>    | <b>25,179,600</b> | <b>169.90%</b> |
| <b>Kharashka Shiidaalka &amp; Saliidaha</b>                     |   |                      |                      |                   |                |
| 2211201:  | Batrootka, Naafatadda & Saliidaha.                    | 321,000,000          | 346,741,784          | 25,741,784        | 8.02%          |
| <b>Sub total</b>  |   | <b>321,000,000</b>   | <b>346,741,784</b>   | <b>25,741,784</b> | <b>8.02%</b>   |
| <b>Kharashaadka kale ee Hawl socodsiinta</b>                    |   |                      |                      |                   |                |
| 2211332:  | Soosaarista Daraasadka Iyo Tijaabada T. Warshada      | 450,000,000          | 450,000,000          | 0                 | 0.00%          |
| 2211350:  | Kharashka Ilaalinta Macdanta Dalka                    | 500,000,000          | 700,000,000          | 200,000,000       | 40.00%         |
| 2211358:  | Kharashka Sahaminta Shidaalka iyo Biyaha              | 1,500,000,000        |                      | -1,500,000,000    | -100.00%       |

### 171: Miisaaniyadda 2020 ee Wasaaradda Macdanta & Tamarta.

|   |                      |                       |                       |                 |
|---|----------------------|-----------------------|-----------------------|-----------------|
| 2211380: Kh. Dabagalka Iyo Qiimaynta Hayada<br>Caalimiga ah   | 50,000,000           | 50,000,000            | 0                     | 0.00%           |
| 2211387: Kharashyadda Yar Yar Ee Xafiisyadda                  | 9,756,320            | 30,000,000            | 20,243,680            | 207.49%         |
| <b>Sub total</b>  | <b>2,509,756,320</b> | <b>1,230,000,000</b>  | <b>-1,279,756,320</b> | <b>-50.99%</b>  |
| <b>Daryeelka Gaadiidka</b>                                    |                      |                       |                       |                 |
| 2220101: Daryeelka Gaadiidka Iyo Mishiinada                   | 110,000,000          | 115,500,000           | 5,500,000             | 5.00%           |
| <b>Sub total</b>  | <b>110,000,000</b>   | <b>115,500,000</b>    | <b>5,500,000</b>      | <b>5.00%</b>    |
| <b>Daryeelka Hantida kale</b>                                 |                      |                       |                       |                 |
| 2220204: Daryeelka Xafiisyada                                 | 70,000,000           |                       | -70,000,000           | -100.00%        |
| <b>Sub total</b>  | <b>70,000,000</b>    | <b>0</b>              | <b>-70,000,000</b>    | <b>-100.00%</b> |
| <b>Mashaariicda Dawladda</b>                                  |                      |                       |                       |                 |
| 2400201: Mashruuca Ciyaaraha                                  |                      | 100,000,000           | 100,000,000           | 100.00%         |
| 2400229: Mashruuca Sahaminta Shidaalka iyo<br>Macdanta        |                      | 4,000,000,000         | 4,000,000,000         | 100.00%         |
| <b>Sub total</b>  | <b>0</b>             | <b>4,100,000,000</b>  | <b>4,100,000,000</b>  | <b>100.00%</b>  |
| <b>Dhismayaasha</b>   |                      |                       |                       |                 |
| 3110202: Dhismayasha Xafiisyada, Dugsiyada iyo<br>Cisbitalada |                      | 600,000,000           | 600,000,000           | 100.00%         |
| <b>Sub total</b>  | <b>0</b>             | <b>600,000,000</b>    | <b>600,000,000</b>    | <b>100.00%</b>  |
| <b>libsiga Gaadiidka</b>                                      |                      |                       |                       |                 |
| 3110701: libsiga Gaadiidka & Mishiinada                       |                      | 51,000,000            | 51,000,000            | 100.00%         |
| <b>Sub total</b>  | <b>0</b>             | <b>51,000,000</b>     | <b>51,000,000</b>     | <b>100.00%</b>  |
| <b>libsiga Qalabka kale</b>                                   |                      |                       |                       |                 |
| 3111120: libsiga Hantida Kale Ee Dowlada                      | 400,000,000          |                       | -400,000,000          | -100.00%        |
| <b>Sub total</b>  | <b>400,000,000</b>   | <b>0</b>              | <b>-400,000,000</b>   | <b>-100.00%</b> |
| <b>Total: Wasaaradda Macdanta &amp; Tamarta.</b>              | <b>7,870,176,536</b> | <b>11,073,837,453</b> | <b>3,203,660,917</b>  | <b>40.71%</b>   |

## 181: Miisaaniyadda 2020 ee Wasaaradda Gaadiidka iyo H. Jidadka

| Madax   | Faahfaahin  | 2019                 | 2020                 | Farqi               | % Farqi        |
|---|---|----------------------|----------------------|---------------------|----------------|
| <b>Mushaharka &amp; Gunnooyinka</b>                             |   |                      |                      |                     |                |
| 2110101:  | Mushaharka Shaqaalaha Joogtada Ah                     | 2,174,556,384        | 2,423,184,192        | 248,627,808         | 11.43%         |
| 2110203:  | Mushaharka Shaqaalaha kale Aan J/Ahayn                | 565,200,000          | 565,200,000          | 0                   | 0.00%          |
| 2110301:  | Gunno Xil   | 362,400,000          | 362,400,000          | 0                   | 0.00%          |
| 2110303:  | Gunno Hawleed   | 1,956,960,000        | 2,532,560,000        | 575,600,000         | 29.41%         |
| 2110308:  | Gunno Ciideed   |                      | 50,483,004           | 50,483,004          | 100.00%        |
| <b>Sub total</b>  |   | <b>5,059,116,384</b> | <b>5,933,827,196</b> | <b>874,710,812</b>  | <b>17.29%</b>  |
| <b>Adeega Nalka &amp; Biyaha</b>                                |   |                      |                      |                     |                |
| 2210101:  | Isticmaalka Nalka                                     | 60,000,000           | 80,000,000           | 20,000,000          | 33.33%         |
| 2210102:  | IsticmaalkaBiyaha                                     | 30,000,000           | 30,000,000           | 0                   | 0.00%          |
| <b>Sub total</b>  |   | <b>90,000,000</b>    | <b>110,000,000</b>   | <b>20,000,000</b>   | <b>22.22%</b>  |
| <b>Isgaadhsiinta</b>  |   |                      |                      |                     |                |
| 2210201:  | Isticmaalka Boosaha & Isgaadhsiinta.                  | 50,000,000           | 90,000,000           | 40,000,000          | 80.00%         |
| <b>Sub total</b>  |   | <b>50,000,000</b>    | <b>90,000,000</b>    | <b>40,000,000</b>   | <b>80.00%</b>  |
| <b>Kharashka Safarada Gudaha</b>                                |   |                      |                      |                     |                |
| 2210301:  | Noolka, sahayda iyo habeen dhaxyada safarada Gudaha   | 150,000,000          | 150,000,000          | 0                   | 0.00%          |
| <b>Sub total</b>  |   | <b>150,000,000</b>   | <b>150,000,000</b>   | <b>0</b>            | <b>0.00%</b>   |
| <b>Kharashka Daabacaadaha, Xayeysiisyada &amp; Wacyigelinta</b> |   |                      |                      |                     |                |
| 2210503:  | Wargeysyadda & Bugaagta.                              | 70,000,000           | 70,000,000           | 0                   | 0.00%          |
| <b>Sub total</b>  |   | <b>70,000,000</b>    | <b>70,000,000</b>    | <b>0</b>            | <b>0.00%</b>   |
| <b>Kharashak Kirada Hantida</b>                                 |   |                      |                      |                     |                |
| 2210603:  | Ijaarka Xafiisyada                                    | 70,000,000           | 70,000,000           | 0                   | 0.00%          |
| <b>Sub total</b>  |   | <b>70,000,000</b>    | <b>70,000,000</b>    | <b>0</b>            | <b>0.00%</b>   |
| <b>Kharashka Tababarada</b>                                     |   |                      |                      |                     |                |
| 2210714:  | Tababarka & Imtixaanadda.                             | 200,000,000          | 100,000,000          | -100,000,000        | -50.00%        |
| <b>Sub total</b>  |   | <b>200,000,000</b>   | <b>100,000,000</b>   | <b>-100,000,000</b> | <b>-50.00%</b> |
| <b>Kharashka Maamuuska &amp; Martiqaadyada</b>                  |   |                      |                      |                     |                |
| 2210802:  | Martiqaadyada & Munaasibadaha                         | 90,000,000           | 86,409,000           | -3,591,000          | -3.99%         |
| 2210807:  | Kh. Dhiiri-Gelinta & Abaalmarinta.                    | 43,676,490           | 94,592,026           | 50,915,536          | 116.57%        |
| <b>Sub total</b>  |   | <b>133,676,490</b>   | <b>181,001,026</b>   | <b>47,324,536</b>   | <b>35.40%</b>  |
| <b>Alaabta Xafiisyada</b>                                       |   |                      |                      |                     |                |
| 2211101:  | Alaabta Xafiisyadda (Stationery).                     | 60,000,000           | 80,000,000           | 20,000,000          | 33.33%         |
| <b>Sub total</b>  |   | <b>60,000,000</b>    | <b>80,000,000</b>    | <b>20,000,000</b>   | <b>33.33%</b>  |
| <b>Kharashka Shiidaalka &amp; Saliidaha</b>                     |   |                      |                      |                     |                |
| 2211201:  | Batrootka, Naafatadda & Saliidaha.                    | 400,000,000          | 960,000,000          | 560,000,000         | 140.00%        |
| <b>Sub total</b>  |   | <b>400,000,000</b>   | <b>960,000,000</b>   | <b>560,000,000</b>  | <b>140.00%</b> |
| <b>Kharashaadka kale ee Hawl socodsiinta</b>                    |   |                      |                      |                     |                |
| 2211352:  | Kh/ Diyaarinta, Dib U Habaynta Iyo Faafinta Shuruucda | 300,000,000          | 150,000,000          | -150,000,000        | -50.00%        |
| 2211387:  | Kharashyadda Yar Yar Ee Xafiisyadda                   | 50,000,000           | 50,000,000           | 0                   | 0.00%          |
| <b>Sub total</b>  |   | <b>350,000,000</b>   | <b>200,000,000</b>   | <b>-150,000,000</b> | <b>-42.86%</b> |
| <b>Daryeelka Gaadiidka</b>                                      |   |                      |                      |                     |                |
| 2220101:  | Daryeelka Gaadiidka Iyo Mishiinada                    | 175,000,000          | 183,750,000          | 8,750,000           | 5.00%          |

## 181: Miisaaniyadda 2020 ee Wasaaradda Gaadiidka iyo H. Jidadka

|  |                       |                       |                        |                 |
|--|-----------------------|-----------------------|------------------------|-----------------|
| <b>Sub total</b>                                       | <b>175,000,000</b>    | <b>183,750,000</b>    | <b>8,750,000</b>       | <b>5.00%</b>    |
| <b>Daryeelka Hantida kale</b>                          |                       |                       |                        |                 |
| 2220204: Daryeelka Xafiisyada                          | 100,000,000           | 8,176,490             | -91,823,510            | -91.82%         |
| 2220215: Daryeelka Hantida Kale                        | 1,000,000,000         |                       | -1,000,000,000         | -100.00%        |
| <b>Sub total</b>                                       | <b>1,100,000,000</b>  | <b>8,176,490</b>      | <b>-1,091,823,510</b>  | <b>-99.26%</b>  |
| <b>Mashaariicda Dawladda</b>                           |                       |                       |                        |                 |
| 2400220: Mashruuca Horumarinta Wadooyinka (Fuel leavy) |                       | 32,500,000,000        | 32,500,000,000         | 100.00%         |
| <b>Sub total</b>                                       | <b>0</b>              | <b>32,500,000,000</b> | <b>32,500,000,000</b>  | <b>100.00%</b>  |
| <b>Dhismayaasha</b>                                    |                       |                       |                        |                 |
| 3110401: Dhismaha Wadooyinka Iyo Buundooyinka          |                       | 5,870,000,000         | 5,870,000,000          | 100.00%         |
| <b>Sub total</b>                                       | <b>0</b>              | <b>5,870,000,000</b>  | <b>5,870,000,000</b>   | <b>100.00%</b>  |
| <b>libsiga Gaadiidka</b>                               |                       |                       |                        |                 |
| 3110701: libsiga Gaadiidka & Mishiinada                | 35,700,000,000        |                       | -35,700,000,000        | -100.00%        |
| <b>Sub total</b>                                       | <b>35,700,000,000</b> | <b>0</b>              | <b>-35,700,000,000</b> | <b>-100.00%</b> |
| <b>Total: Wasaaradda Gaadiidka iyo H. Jidadka</b>      | <b>43,607,792,874</b> | <b>46,506,754,712</b> | <b>2,898,961,838</b>   | <b>6.65%</b>    |

## 191: Miisaaniyadda 2020 ee Wasaaradda H. Beeraha.

| Madax   | Faahfaahin  | 2019                 | 2020                 | Farqi              | % Farqi        |
|---|---|----------------------|----------------------|--------------------|----------------|
| <b>Mushaharka &amp; Gunnooyinka</b>                             |   |                      |                      |                    |                |
| 2110101:  | Mushaharka Shaqaalaha Joogtada Ah                   | 3,564,269,280        | 3,727,481,472        | 163,212,192        | 4.58%          |
| 2110203:  | Mushaharka Shaqaalaha kale Aan J/Ahayn              | 285,600,000          | 285,600,000          | 0                  | 0.00%          |
| 2110301:  | Gunno Xil   | 362,400,000          | 362,400,000          | 0                  | 0.00%          |
| 2110303:  | Gunno Hawleed                                       | 3,196,800,000        | 3,343,680,000        | 146,880,000        | 4.59%          |
| 2110308:  | Gunno Ciideed                                       |                      | 77,655,864           | 77,655,864         | 100.00%        |
| <b>Sub total</b>  |   | <b>7,409,069,280</b> | <b>7,796,817,336</b> | <b>387,748,056</b> | <b>5.23%</b>   |
| <b>Adeega Nalka &amp; Biyaha</b>                                |   |                      |                      |                    |                |
| 2210101:  | Isticmaalka Nalka                                   | 85,000,000           | 120,000,000          | 35,000,000         | 41.18%         |
| 2210102:  | IsticmaalkaBiyaha                                   | 56,453,391           | 60,847,495           | 4,394,104          | 7.78%          |
| <b>Sub total</b>  |   | <b>141,453,391</b>   | <b>180,847,495</b>   | <b>39,394,104</b>  | <b>27.85%</b>  |
| <b>Isgaadhsiinta</b>  |   |                      |                      |                    |                |
| 2210201:  | Isticmaalka Boosaha & Isgaadhsiinta.                | 118,628,653          | 158,628,653          | 40,000,000         | 33.72%         |
| <b>Sub total</b>  |   | <b>118,628,653</b>   | <b>158,628,653</b>   | <b>40,000,000</b>  | <b>33.72%</b>  |
| <b>Kharashka Safarada Gudaha</b>                                |   |                      |                      |                    |                |
| 2210301:  | Noolka, sahayda iyo habeen dhaxyada safarada Gudaha | 212,281,600          | 262,281,600          | 50,000,000         | 23.55%         |
| <b>Sub total</b>  |   | <b>212,281,600</b>   | <b>262,281,600</b>   | <b>50,000,000</b>  | <b>23.55%</b>  |
| <b>Kharashka Daabacaadaha, Xayeysiisyada &amp; Wacyigelinta</b> |   |                      |                      |                    |                |
| 2210503:  | Wargeysyadda & Bugaagta.                            | 27,000,000           | 27,000,000           | 0                  | 0.00%          |
| 2210504:  | Kharashka Wacyigalinta                              | 80,000,000           | 156,600,000          | 76,600,000         | 95.75%         |
| <b>Sub total</b>  |   | <b>107,000,000</b>   | <b>183,600,000</b>   | <b>76,600,000</b>  | <b>71.59%</b>  |
| <b>Kharashka Maamuuska &amp; Martiqaadyada</b>                  |   |                      |                      |                    |                |
| 2210802:  | Martiqaadyada & Munaasibadaha                       | 47,099,040           | 47,099,040           | 0                  | 0.00%          |
| 2210807:  | Kh. Dhiiri-Gelinta & Abaalmarinta.                  | 74,255,610           |                      | -74,255,610        | -100.00%       |
| <b>Sub total</b>  |   | <b>121,354,650</b>   | <b>47,099,040</b>    | <b>-74,255,610</b> | <b>-61.19%</b> |
| <b>Kharashka Isticmaalka Alaabta Hawsha.</b>                    |   |                      |                      |                    |                |
| 2211004:  | Kharashka La dagaalanka Ayaxa                       | 150,000,000          | 150,000,000          | 0                  | 0.00%          |
| <b>Sub total</b>  |   | <b>150,000,000</b>   | <b>150,000,000</b>   | <b>0</b>           | <b>0.00%</b>   |
| <b>Alaabta Xafiisyada</b>                                       |   |                      |                      |                    |                |
| 2211101:  | Alaabta Xafiisyadda (Stationery).                   | 54,000,000           | 104,000,000          | 50,000,000         | 92.59%         |
| <b>Sub total</b>  |   | <b>54,000,000</b>    | <b>104,000,000</b>   | <b>50,000,000</b>  | <b>92.59%</b>  |
| <b>Kharashka Shiidaalka &amp; Saliidaha</b>                     |   |                      |                      |                    |                |
| 2211201:  | Batrootka, Naafatadda & Saliidaha.                  | 600,000,000          | 600,000,000          | 0                  | 0.00%          |
| <b>Sub total</b>  |   | <b>600,000,000</b>   | <b>600,000,000</b>   | <b>0</b>           | <b>0.00%</b>   |
| <b>Kharashaadka kale ee Hawl socodsiinta</b>                    |   |                      |                      |                    |                |
| 2211338:  | Kh/ Bilicda Xafiisyada &Guryaha.                    | 20,000,000           | 20,000,000           | 0                  | 0.00%          |
| 2211375:  | Kharashka Saadaasha Hawada                          | 465,000,000          | 465,000,000          | 0                  | 0.00%          |
| 2211387:  | Kharashyadda Yar Yar Ee Xafiisyadda                 | 35,000,000           | 35,000,000           | 0                  | 0.00%          |
| <b>Sub total</b>  |   | <b>520,000,000</b>   | <b>520,000,000</b>   | <b>0</b>           | <b>0.00%</b>   |
| <b>Daryeelka Gaadiidka</b>                                      |   |                      |                      |                    |                |
| 2220101:  | Daryeelka Gaadiidka Iyo Mishiinada                  | 216,419,391          | 236,419,391          | 20,000,000         | 9.24%          |
| <b>Sub total</b>  |   | <b>216,419,391</b>   | <b>236,419,391</b>   | <b>20,000,000</b>  | <b>9.24%</b>   |

## 191: Miisaaniyadda 2020 ee Wasaaradda H. Beeraha.

### *Daryeelka Hantida kale*

|                               |                   |          |                    |                 |
|-------------------------------|-------------------|----------|--------------------|-----------------|
| 2220204: Daryeelka Xafiisyada | 10,000,000        |          | -10,000,000        | -100.00%        |
| <b>Sub total</b>              | <b>10,000,000</b> | <b>0</b> | <b>-10,000,000</b> | <b>-100.00%</b> |

### *Mashaariicda Dawladda*

|  |                      |                      |                      |               |
|--|----------------------|----------------------|----------------------|---------------|
| 2400201: Mashruuca Ciyaaraha                           | 30,000,000           | 30,000,000           | 0                    | 0.00%         |
| 2400202: Mashruuca Beer, Wajaale iyo Oodwayne          | 3,000,000,000        | 3,000,000,000        | 0                    | 0.00%         |
| 2400210: Mashruuca Abuurbadinta                        | 304,000,000          | 304,000,000          | 0                    | 0.00%         |
| 2400212: Mashruuca Timirta                             | 87,000,000           | 87,000,000           | 0                    | 0.00%         |
| 2400215: Mashruuca cilmi baadhista iyo fidinta beeraha |                      | 1,000,000,000        | 1,000,000,000        | 100.00%       |
| 2400216: Mashruuca badbaadada beeraha                  |                      | 1,000,000,000        | 1,000,000,000        | 100.00%       |
| 2400227: Mashruuca xog-ururinta beeraha                |                      | 1,000,000,000        | 1,000,000,000        | 100.00%       |
| <b>Sub total</b>                                       | <b>3,421,000,000</b> | <b>6,421,000,000</b> | <b>3,000,000,000</b> | <b>87.69%</b> |

### *Dhismayaasha*

|  |                      |          |                       |                 |
|--|----------------------|----------|-----------------------|-----------------|
| 3110202: Dhismayasha Xafiisyada, Dugsiyada iyo Cisbitalada | 3,000,000,000        |          | -3,000,000,000        | -100.00%        |
| <b>Sub total</b>   | <b>3,000,000,000</b> | <b>0</b> | <b>-3,000,000,000</b> | <b>-100.00%</b> |

### *Iibsiga Gaadiidka*

|   |                      |          |                       |                 |
|---|----------------------|----------|-----------------------|-----------------|
| 3110701: Iibsiga Gaadiidka & Mishiinada | 1,500,000,000        |          | -1,500,000,000        | -100.00%        |
| <b>Sub total</b>                        | <b>1,500,000,000</b> | <b>0</b> | <b>-1,500,000,000</b> | <b>-100.00%</b> |

### *Iibsiga Qalabka kala duwan ee xafiisyada*

|   |                  |          |                   |                 |
|---|------------------|----------|-------------------|-----------------|
| 3111010: Iibsiga Qalabka Nalka Iyo Biyaha | 2,085,440        |          | -2,085,440        | -100.00%        |
| <b>Sub total</b>                          | <b>2,085,440</b> | <b>0</b> | <b>-2,085,440</b> | <b>-100.00%</b> |

|                                      |                       |                       |                     |               |
|--------------------------------------|-----------------------|-----------------------|---------------------|---------------|
| <b>Total: Wasaaradda H. Beeraha.</b> | <b>17,583,292,405</b> | <b>16,660,693,515</b> | <b>-922,598,890</b> | <b>-5.25%</b> |
|--------------------------------------|-----------------------|-----------------------|---------------------|---------------|

## 201: Miisaaniyadda 2020 ee Wasaaradda Xanaannada Xoolaha iyo H. Kalumaysiga

| Madax   | Faahfaahin  | 2019                  | 2020                  | Farqi                | % Farqi        |
|---|---|-----------------------|-----------------------|----------------------|----------------|
| <b>Mushaharka &amp; Gunnooyinka</b>                             |   |                       |                       |                      |                |
| 2110101:  | Mushaharka Shaqaalaha Joojtada Ah                     | 6,337,023,264         | 6,663,118,176         | 326,094,912          | 5.15%          |
| 2110203:  | Mushaharka Shaqaalaha kale Aan J/Ahayn                | 667,200,000           | 787,200,000           | 120,000,000          | 17.99%         |
| 2110301:  | Gunno Xil   | 434,400,000           | 434,400,000           | 0                    | 0.00%          |
| 2110303:  | Gunno Hawleed   | 2,756,000,000         | 6,019,200,000         | 3,263,200,000        | 118.40%        |
| 2110308:  | Gunno Ciideed   |                       | 138,814,962           | 138,814,962          | 100.00%        |
| <b>Sub total</b>  |   | <b>10,194,623,264</b> | <b>14,042,733,138</b> | <b>3,848,109,874</b> | <b>37.75%</b>  |
| <b>Adeega Nalka &amp; Biyaha</b>                                |   |                       |                       |                      |                |
| 2210101:  | Isticmaalka Nalka                                     | 116,202,050           | 216,202,050           | 100,000,000          | 86.06%         |
| 2210102:  | IsticmaalkaBiyaha                                     | 50,000,000            | 50,000,000            | 0                    | 0.00%          |
| <b>Sub total</b>  |   | <b>166,202,050</b>    | <b>266,202,050</b>    | <b>100,000,000</b>   | <b>60.17%</b>  |
| <b>Isgaadhsiinta</b>  |   |                       |                       |                      |                |
| 2210201:  | Isticmaalka Boosaha & Isgaadhsiinta.                  | 100,927,200           | 150,927,200           | 50,000,000           | 49.54%         |
| <b>Sub total</b>  |   | <b>100,927,200</b>    | <b>150,927,200</b>    | <b>50,000,000</b>    | <b>49.54%</b>  |
| <b>Kharashka Safarada Gudaha</b>                                |   |                       |                       |                      |                |
| 2210301:  | Noolka, sahayda iyo habeen dhaxyada safarada Gudaha   | 27,892,800            | 27,892,800            | 0                    | 0.00%          |
| <b>Sub total</b>  |   | <b>27,892,800</b>     | <b>27,892,800</b>     | <b>0</b>             | <b>0.00%</b>   |
| <b>Kharashka Safarada Debadda</b>                               |   |                       |                       |                      |                |
| 2210401:  | Noolka, sahayda iyo habeen dhaxyada Safarada Dibadda. |                       | 200,000,000           | 200,000,000          | 100.00%        |
| <b>Sub total</b>  |   |                       | <b>200,000,000</b>    | <b>200,000,000</b>   | <b>100.00%</b> |
| <b>Kharashka Daabacaadaha, Xayeysiisyada &amp; Wacyigelinta</b> |   |                       |                       |                      |                |
| 2210503:  | Wargeysyadda & Bugaagta.                              | 25,000,000            | 25,000,000            | 0                    | 0.00%          |
| <b>Sub total</b>  |   | <b>25,000,000</b>     | <b>25,000,000</b>     | <b>0</b>             | <b>0.00%</b>   |
| <b>Kharashak Kirada Hantida</b>                                 |   |                       |                       |                      |                |
| 2210603:  | Ijaarka Xafiisyada                                    | 40,000,000            | 40,000,000            | 0                    | 0.00%          |
| <b>Sub total</b>  |   | <b>40,000,000</b>     | <b>40,000,000</b>     | <b>0</b>             | <b>0.00%</b>   |
| <b>Kharashka Maamuuska &amp; Martiqaadyada</b>                  |   |                       |                       |                      |                |
| 2210802:  | Martiqaadyada & Munaasibadaha                         | 120,000,000           | 120,000,000           | 0                    | 0.00%          |
| 2210807:  | Kh. Dhiiri-Gelinta & Abaalmarinta.                    | 132,021,318           |                       | -132,021,318         | -100.00%       |
| <b>Sub total</b>  |   | <b>252,021,318</b>    | <b>120,000,000</b>    | <b>-132,021,318</b>  | <b>-52.38%</b> |
| <b>Kharashka Isticmaalka Alaabta Hawsha.</b>                    |   |                       |                       |                      |                |
| 2211001:  | Daawada   | 1,500,000,000         | 1,500,000,000         | 0                    | 0.00%          |
| 2211034:  | Iibsiga Calafka                                       | 200,000,000           | 200,000,000           | 0                    | 0.00%          |
| <b>Sub total</b>  |   | <b>1,700,000,000</b>  | <b>1,700,000,000</b>  | <b>0</b>             | <b>0.00%</b>   |
| <b>Alaabta Xafiisyada</b>                                       |   |                       |                       |                      |                |
| 2211101:  | Alaabta Xafiisyadda (Stationery).                     | 93,000,000            | 93,000,000            | 0                    | 0.00%          |
| <b>Sub total</b>  |   | <b>93,000,000</b>     | <b>93,000,000</b>     | <b>0</b>             | <b>0.00%</b>   |
| <b>Kharashka Shiidaalka &amp; Saliidaha</b>                     |   |                       |                       |                      |                |
| 2211201:  | Batrootka, Naafatadda & Saliidaha.                    | 1,165,000,000         | 1,165,000,000         | 0                    | 0.00%          |
| <b>Sub total</b>  |   | <b>1,165,000,000</b>  | <b>1,165,000,000</b>  | <b>0</b>             | <b>0.00%</b>   |
| <b>Kharashaadka kale ee Hawl socodsiinta</b>                    |   |                       |                       |                      |                |



## 201: Miisaaniyadda 2020 ee Wasaaradda Xanaannada Xoolaha iyo H. Kalumaysiga

|  |                       |                       |                       |                |
|--|-----------------------|-----------------------|-----------------------|----------------|
| 2211328: Kharashka Baadhista Iyo Kormeerka<br>Khayraadka Dalka | 400,000,000           | 350,000,000           | -50,000,000           | -12.50%        |
| 2211387: Kharashyadda Yar Yar Ee Xafiisyadda                   | 14,969,920            | 22,969,900            | 7,999,980             | 53.44%         |
| <b>Sub total</b>   | <b>414,969,920</b>    | <b>372,969,900</b>    | <b>-42,000,020</b>    | <b>-10.12%</b> |
| <b>Daryeelka Gaadiidka</b>                                     |                       |                       |                       |                |
| 2220101: Daryeelka Gaadiidka Iyo Mishiinada                    | 370,000,000           | 370,000,000           | 0                     | 0.00%          |
| <b>Sub total</b>   | <b>370,000,000</b>    | <b>370,000,000</b>    | <b>0</b>              | <b>0.00%</b>   |
| <b>Daryeelka Hantida kale</b>                                  |                       |                       |                       |                |
| 2220204: Daryeelka Xafiisyada                                  | 90,000,000            | 50,000,000            | -40,000,000           | -44.44%        |
| 2220215: Daryeelka Hantida Kale                                | 1,200,000,000         |                       | -1,200,000,000        | -100.00%       |
| <b>Sub total</b>   | <b>1,290,000,000</b>  | <b>50,000,000</b>     | <b>-1,240,000,000</b> | <b>-96.12%</b> |
| <b>Mashaariicda Dawladda</b>                                   |                       |                       |                       |                |
| 2400201: Mashruuca Ciyaaraha                                   | 200,000,000           | 200,000,000           | 0                     | 0.00%          |
| 2400204: Mashruuca Tijaabada Taranka Xoolaha                   | 3,000,000,000         | 2,500,000,000         | -500,000,000          | -16.67%        |
| 2400205: Mashruuca Qoolcaday iyo Aroori                        | 624,000,000           | 660,000,000           | 36,000,000            | 5.77%          |
| 2400206: Mashruuca Daawaynta Xoolaha                           | 4,000,000,000         | 4,000,000,000         | 0                     | 0.00%          |
| 2400222: Mashruuca xoolo qaybinta                              |                       | 4,000,000,000         | 4,000,000,000         | 100.00%        |
| <b>Sub total</b>   | <b>7,824,000,000</b>  | <b>11,360,000,000</b> | <b>3,536,000,000</b>  | <b>45.19%</b>  |
| <b>Kaalmooyinka Qeybaha kale ee dawladda</b>                   |                       |                       |                       |                |
| 2640407: Kaalmooyinka Jaamacadaha & Machadada                  | 700,000,000           | 700,000,000           | 0                     | 0.00%          |
| 2640415: Kaalmada Ururka Dhakhatirta Xoolaha                   | 100,000,000           | 100,000,000           | 0                     | 0.00%          |
| <b>Sub total</b>   | <b>800,000,000</b>    | <b>800,000,000</b>    | <b>0</b>              | <b>0.00%</b>   |
| <b>Dhismayaasha</b>  |                       |                       |                       |                |
| 3110299: Dhismayaasha Kale Ee Dowlada                          | 1,600,000,000         | 1,500,000,000         | -100,000,000          | -6.25%         |
| <b>Sub total</b>   | <b>1,600,000,000</b>  | <b>1,500,000,000</b>  | <b>-100,000,000</b>   | <b>-6.25%</b>  |
| <b>libsiga Gaadiidka</b>                                       |                       |                       |                       |                |
| 3110701: libsiga Gaadiidka & Mishiinada                        | 1,800,000,000         |                       | -1,800,000,000        | -100.00%       |
| 3110702: libsiga Doonyaha Iyo Maraakiibta                      | 500,000,000           | 3,000,000,000         | 2,500,000,000         | 500.00%        |
| <b>Sub total</b>   | <b>2,300,000,000</b>  | <b>3,000,000,000</b>  | <b>700,000,000</b>    | <b>30.43%</b>  |
| <b>libsiga Qalabka kala duwan ee xafiisyada</b>                |                       |                       |                       |                |
| 3111002: libsiga Qalabka Xafiisyada                            | 15,000,000            | 10,000,000            | -5,000,000            | -33.33%        |
| <b>Sub total</b>   | <b>15,000,000</b>     | <b>10,000,000</b>     | <b>-5,000,000</b>     | <b>-33.33%</b> |
| <b>libsiga Qalabka kale</b>                                    |                       |                       |                       |                |
| 3111104: iibsiga qalabka kalluunka                             |                       | 1,300,000,000         | 1,300,000,000         | 100.00%        |
| 3111120: iibsiga Hantida Kale Ee Dowlada                       | 450,000,000           | 1,000,000,000         | 550,000,000           | 122.22%        |
| <b>Sub total</b>   | <b>450,000,000</b>    | <b>2,300,000,000</b>  | <b>1,850,000,000</b>  | <b>411.11%</b> |
| <b>Total: Wasaaradda Xanaannada Xoolaha iyo H. Kalu</b>        | <b>28,828,636,552</b> | <b>37,593,725,088</b> | <b>8,765,088,536</b>  | <b>30.40%</b>  |

## 211: Miisaaniyadda 2020 ee Wasaaradda Isgaadhsiinta iyo Tignoolojiyada

| Madax   | Faahfaahin  | 2019                 | 2020                 | Farqi               | % Farqi         |
|---|---|----------------------|----------------------|---------------------|-----------------|
| <b>Mushaharka &amp; Gunnooyinka</b>                             |   |                      |                      |                     |                 |
| 2110101:  | Mushaharka Shaqaalaha Joogtada Ah                     | 1,763,704,800        | 1,798,381,728        | 34,676,928          | 1.97%           |
| 2110203:  | Mushaharka Shaqaalaha kale Aan J/Ahayn                | 597,600,000          | 597,600,000          | 0                   | 0.00%           |
| 2110301:  | Gunno Xil   | 434,400,000          | 434,400,000          | 0                   | 0.00%           |
| 2110303:  | Gunno Hawleed   | 1,591,200,000        | 1,724,400,000        | 133,200,000         | 8.37%           |
| 2110306:  | Gunno Ilaalo  |                      | 60,000,000           | 60,000,000          | 100.00%         |
| 2110308:  | Gunno Ciideed   |                      | 37,466,286           | 37,466,286          | 100.00%         |
| <b>Sub total</b>  |   | <b>4,386,904,800</b> | <b>4,652,248,014</b> | <b>265,343,214</b>  | <b>6.05%</b>    |
| <b>Adeega Nalka &amp; Biyaha</b>                                |   |                      |                      |                     |                 |
| 2210101:  | Isticmaalka Nalka                                     | 100,000,000          | 200,000,000          | 100,000,000         | 100.00%         |
| 2210102:  | IsticmaalkaBiyaha                                     | 30,000,000           | 30,000,000           | 0                   | 0.00%           |
| <b>Sub total</b>  |   | <b>130,000,000</b>   | <b>230,000,000</b>   | <b>100,000,000</b>  | <b>76.92%</b>   |
| <b>Isgaadhsiinta</b>  |   |                      |                      |                     |                 |
| 2210201:  | Isticmaalka Boosaha & Isgaadhsiinta.                  | 517,000,000          | 267,000,000          | -250,000,000        | -48.36%         |
| <b>Sub total</b>  |   | <b>517,000,000</b>   | <b>267,000,000</b>   | <b>-250,000,000</b> | <b>-48.36%</b>  |
| <b>Kharashka Safarada Gudaha</b>                                |   |                      |                      |                     |                 |
| 2210301:  | Noolka, sahayda iyo habeen dhaxyada safarada Gudaha   | 162,000,000          | 162,000,000          | 0                   | 0.00%           |
| <b>Sub total</b>  |   | <b>162,000,000</b>   | <b>162,000,000</b>   | <b>0</b>            | <b>0.00%</b>    |
| <b>Kharashka Safarada Debadda</b>                               |   |                      |                      |                     |                 |
| 2210401:  | Noolka, sahayda iyo habeen dhaxyada Safarada Dibadda. | 300,000,000          | 300,000,000          | 0                   | 0.00%           |
| <b>Sub total</b>  |   | <b>300,000,000</b>   | <b>300,000,000</b>   | <b>0</b>            | <b>0.00%</b>    |
| <b>Kharashka Daabacaadaha, Xayeysiisyada &amp; Wacyigelinta</b> |   |                      |                      |                     |                 |
| 2210503:  | Wargeysyadda & Bugaagta.                              | 4,692,240            | 4,692,240            | 0                   | 0.00%           |
| 2210504:  | Kharashka Wacyigelinta                                |                      | 61,830,612           | 61,830,612          | 100.00%         |
| 2210512:  | Daabacaada Agabka Xafiisyadda                         |                      | 150,000,000          | 150,000,000         | 100.00%         |
| <b>Sub total</b>  |   | <b>4,692,240</b>     | <b>216,522,852</b>   | <b>211,830,612</b>  | <b>4514.49%</b> |
| <b>Kharashak Kirada Hantida</b>                                 |   |                      |                      |                     |                 |
| 2210603:  | Ijaarka Xafiisyada                                    | 43,200,000           | 43,200,000           | 0                   | 0.00%           |
| <b>Sub total</b>  |   | <b>43,200,000</b>    | <b>43,200,000</b>    | <b>0</b>            | <b>0.00%</b>    |
| <b>Kharashka Tababarada</b>                                     |   |                      |                      |                     |                 |
| 2210714:  | Tababarka & Imtixaanadda.                             |                      | 100,000,000          | 100,000,000         | 100.00%         |
| <b>Sub total</b>  |   | <b>0</b>             | <b>100,000,000</b>   | <b>100,000,000</b>  | <b>100.00%</b>  |
| <b>Kharashka Maamuuska &amp; Martiqaadyada</b>                  |   |                      |                      |                     |                 |
| 2210802:  | Martiqaadyada & Munaasibadaha                         | 100,000,000          | 100,000,000          | 0                   | 0.00%           |
| 2210807:  | Kh. Dhiiri-Gelinta & Abaalmarinta.                    | 36,670,920           | 163,204,634          | 126,533,714         | 345.05%         |
| <b>Sub total</b>  |   | <b>136,670,920</b>   | <b>263,204,634</b>   | <b>126,533,714</b>  | <b>92.58%</b>   |
| <b>Kharashka Isticmaalka Alaabta Hawsha.</b>                    |   |                      |                      |                     |                 |
| 2211016:  | Dharka & Dirayska.                                    |                      | 20,000,000           | 20,000,000          | 100.00%         |
| <b>Sub total</b>  |   | <b>0</b>             | <b>20,000,000</b>    | <b>20,000,000</b>   | <b>100.00%</b>  |
| <b>Alaabta Xafiisyada</b>                                       |   |                      |                      |                     |                 |
| 2211101:  | Alaabta Xafiisyadda (Stationery).                     | 30,000,000           | 60,000,000           | 30,000,000          | 100.00%         |
| <b>Sub total</b>  |   | <b>30,000,000</b>    | <b>60,000,000</b>    | <b>30,000,000</b>   | <b>100.00%</b>  |

## 211: Miisaaniyadda 2020 ee Wasaaradda Isgaadhsiinta iyo Tignoolojiyada

### *Kharashka Shiidaalka & Saliidaha*

|   |                    |                    |          |              |
|---|--------------------|--------------------|----------|--------------|
| 2211201: Batroolka, Naafatadda & Saliidaha. | 481,600,000        | 481,600,000        | 0        | 0.00%        |
| <b>Sub total</b>                            | <b>481,600,000</b> | <b>481,600,000</b> | <b>0</b> | <b>0.00%</b> |

### *Kharashaadka kale ee Hawl socodsiinta*

|   |                    |                    |                     |                |
|---|--------------------|--------------------|---------------------|----------------|
| 2211341: Barmaamijyada Hawlaha Shaqada                | 250,000,000        |                    | -250,000,000        | -100.00%       |
| 2211351: Kh/Samaynta IT-ga iyo Databaseka             | 579,120,000        | 279,120,000        | -300,000,000        | -51.80%        |
| 2211387: Kharashyadda Yar Yar Ee Xafiisyadda          | 25,000,000         | 50,000,000         | 25,000,000          | 100.00%        |
| 2211399: KH. Diyaarinta shuruucda iyo Siyaasadaha ICT |                    | 220,000,000        | 220,000,000         | 100.00%        |
| <b>Sub total</b>                                      | <b>854,120,000</b> | <b>549,120,000</b> | <b>-305,000,000</b> | <b>-35.71%</b> |

### *Daryeelka Gaadiidka*

|   |                    |                    |                    |               |
|---|--------------------|--------------------|--------------------|---------------|
| 2220101: Daryeelka Gaadiidka Iyo Mishiinada | 270,000,000        | 243,500,000        | -26,500,000        | -9.81%        |
| <b>Sub total</b>                            | <b>270,000,000</b> | <b>243,500,000</b> | <b>-26,500,000</b> | <b>-9.81%</b> |

### *Daryeelka Hantida kale*

|                               |                    |                   |                     |                |
|-------------------------------|--------------------|-------------------|---------------------|----------------|
| 2220204: Daryeelka Xafiisyada | 200,000,000        | 53,500,000        | -146,500,000        | -73.25%        |
| <b>Sub total</b>              | <b>200,000,000</b> | <b>53,500,000</b> | <b>-146,500,000</b> | <b>-73.25%</b> |

### *Mashaariicda Dawladda*

|  |          |                      |                      |                |
|--|----------|----------------------|----------------------|----------------|
| 2400213: Mashruuca Hirgelinta e-Government     |          | 2,000,000,000        | 2,000,000,000        | 100.00%        |
| 2400214: Mashruuca Raadinta Furaha dalku galka |          | 500,000,000          | 500,000,000          | 100.00%        |
| 2400228: Mashruuca Diyaarinta xarumaha ICT-ga  |          | 500,000,000          | 500,000,000          | 100.00%        |
| <b>Sub total</b>                               | <b>0</b> | <b>3,000,000,000</b> | <b>3,000,000,000</b> | <b>100.00%</b> |

### *libsiga Qalabka kala duwan ee xafiisyada*

|   |                  |                  |          |              |
|---|------------------|------------------|----------|--------------|
| 3111010: libsiga Qalabka Nalka Iyo Biyaha | 3,910,200        | 3,910,200        | 0        | 0.00%        |
| <b>Sub total</b>                          | <b>3,910,200</b> | <b>3,910,200</b> | <b>0</b> | <b>0.00%</b> |

### *libsiga Qalabka kale*

|  |                      |                      |                       |                |
|--|----------------------|----------------------|-----------------------|----------------|
| 3111111: libsiga Qalabaka Boosaha & Isgaadhsiinta. | 7,800,000,000        | 5,000,000,000        | -2,800,000,000        | -35.90%        |
| <b>Sub total</b>                                   | <b>7,800,000,000</b> | <b>5,000,000,000</b> | <b>-2,800,000,000</b> | <b>-35.90%</b> |

### *Kharashka Cilmi Baadhista & Daraasadaha*

|                                    |          |                    |                    |                |
|------------------------------------|----------|--------------------|--------------------|----------------|
| 3111403: Kharashka Cilmi Baadhista |          | 100,000,000        | 100,000,000        | 100.00%        |
| <b>Sub total</b>                   | <b>0</b> | <b>100,000,000</b> | <b>100,000,000</b> | <b>100.00%</b> |

|   |                       |                       |                    |              |
|---|-----------------------|-----------------------|--------------------|--------------|
| <b>Total: Wasaaradda Isgaadhsiinta iyo Tignoolojiyada</b> | <b>15,320,098,160</b> | <b>15,745,805,700</b> | <b>425,707,540</b> | <b>2.78%</b> |
|---|-----------------------|-----------------------|--------------------|--------------|

## 221: Miisaaniyadda 2020 ee Wasaaradda Waxbarashada & Sayniska

| Madax   | Faahfaahin  | 2019                  | 2020                   | Farqi                  | % Farqi        |
|---|---|-----------------------|------------------------|------------------------|----------------|
| <b>Mushaharka &amp; Gunnooyinka</b>                             |   |                       |                        |                        |                |
| 2110106:  | Mushaharka Shaqaalaha Joogtada Ah (Macalimiinta)      | 73,083,149,568        | 76,467,774,240         | 3,384,624,672          | 4.63%          |
| 2110203:  | Mushaharka Shaqaalaha kale Aan J/Ahayn                | 589,200,000           | 589,200,000            | 0                      | 0.00%          |
| 2110301:  | Gunno Xil   | 560,400,000           | 560,400,000            | 0                      | 0.00%          |
| 2110303:  | Gunno Hawleed   | 17,100,600,000        | 31,408,795,392         | 14,308,195,392         | 83.67%         |
| 2110306:  | Gunno Ilaalo  | 36,000,000            | 36,000,000             | 0                      | 0.00%          |
| 2110308:  | Gunno Ciideed   |                       | 1,593,078,630          | 1,593,078,630          | 100.00%        |
| <b>Sub total</b>  |   | <b>91,369,349,568</b> | <b>110,655,248,262</b> | <b>19,285,898,694</b>  | <b>21.11%</b>  |
| <b>Adeega Nalka &amp; Biyaha</b>                                |   |                       |                        |                        |                |
| 2210101:  | Isticmaalka Nalka                                     | 354,364,000           | 454,364,000            | 100,000,000            | 28.22%         |
| 2210102:  | IsticmaalkaBiyaha                                     | 100,000,000           | 100,000,000            | 0                      | 0.00%          |
| <b>Sub total</b>  |   | <b>454,364,000</b>    | <b>554,364,000</b>     | <b>100,000,000</b>     | <b>22.01%</b>  |
| <b>Isgaadhsiinta</b>  |   |                       |                        |                        |                |
| 2210201:  | Isticmaalka Boosaha & Isgaadhsiinta.                  | 150,000,000           | 250,000,000            | 100,000,000            | 66.67%         |
| <b>Sub total</b>  |   | <b>150,000,000</b>    | <b>250,000,000</b>     | <b>100,000,000</b>     | <b>66.67%</b>  |
| <b>Kharashka Safarada Gudaha</b>                                |   |                       |                        |                        |                |
| 2210301:  | Noolka, sahayda iyo habeen dhaxyada safarada Gudaha   | 400,000,000           | 650,000,000            | 250,000,000            | 62.50%         |
| <b>Sub total</b>  |   | <b>400,000,000</b>    | <b>650,000,000</b>     | <b>250,000,000</b>     | <b>62.50%</b>  |
| <b>Kharashka Safarada Debadda</b>                               |   |                       |                        |                        |                |
| 2210401:  | Noolka, sahayda iyo habeen dhaxyada Safarada Dibadda. |                       | 250,000,000            | 250,000,000            | 100.00%        |
| <b>Sub total</b>  |   | <b>0</b>              | <b>250,000,000</b>     | <b>250,000,000</b>     | <b>100.00%</b> |
| <b>Kharashka Daabacaadaha, Xayaysiisyada &amp; Wacyigelinta</b> |   |                       |                        |                        |                |
| 2210503:  | Wargeysyadda & Bugaagta.                              | 10,427,200            | 128,427,200            | 118,000,000            | 1131.66%       |
| 2210504:  | Kharashka Wacyigalinta                                | 100,000,000           | 100,000,000            | 0                      | 0.00%          |
| <b>Sub total</b>  |   | <b>110,427,200</b>    | <b>228,427,200</b>     | <b>118,000,000</b>     | <b>106.86%</b> |
| <b>Kharashak Kirada Hantida</b>                                 |   |                       |                        |                        |                |
| 2210602:  | Ijaarka Guryaha.                                      | 404,400,000           | 304,400,000            | -100,000,000           | -24.73%        |
| <b>Sub total</b>  |   | <b>404,400,000</b>    | <b>304,400,000</b>     | <b>-100,000,000</b>    | <b>-24.73%</b> |
| <b>Kharashka Tababarada</b>                                     |   |                       |                        |                        |                |
| 2210714:  | Tababarka & Imtixaanadda.                             | 10,500,000,000        | 11,700,000,000         | 1,200,000,000          | 11.43%         |
| <b>Sub total</b>  |   | <b>10,500,000,000</b> | <b>11,700,000,000</b>  | <b>1,200,000,000</b>   | <b>11.43%</b>  |
| <b>Kharashka Maamuuska &amp; Martiqaadyada</b>                  |   |                       |                        |                        |                |
| 2210802:  | Martiqaadyada & Munaasibadaha                         | 400,000,000           | 450,000,000            | 50,000,000             | 12.50%         |
| 2210807:  | Kh. Dhiiri-Gelinta & Abaalmarinta.                    | 1,238,000,000         |                        | -1,238,000,000         | -100.00%       |
| <b>Sub total</b>  |   | <b>1,638,000,000</b>  | <b>450,000,000</b>     | <b>-1,188,000,000</b>  | <b>-72.53%</b> |
| <b>Kharashka Isticmaalka Alaabta Hawsha.</b>                    |   |                       |                        |                        |                |
| 2211009:  | Kharashka Iibsiga Buugta Dugsiyada                    | 12,591,983,320        | 2,108,894,308          | -10,483,089,012        | -83.25%        |
| <b>Sub total</b>  |   | <b>12,591,983,320</b> | <b>2,108,894,308</b>   | <b>-10,483,089,012</b> | <b>-83.25%</b> |
| <b>Alaabta Xafiisyada</b>                                       |   |                       |                        |                        |                |
| 2211101:  | Alaabta Xafiisyadda (Stationery).                     | 350,000,000           | 517,309,560            | 167,309,560            | 47.80%         |
| <b>Sub total</b>  |   | <b>350,000,000</b>    | <b>517,309,560</b>     | <b>167,309,560</b>     | <b>47.80%</b>  |

## 221: Miisaaniyadda 2020 ee Wasaaradda Waxbarashada & Sayniska

### *Kharashka Shiidaalka & Saliidaha*

|   |                      |                      |                    |               |
|---|----------------------|----------------------|--------------------|---------------|
| 2211201: Batroolka, Naafatadda & Saliidaha. | 1,100,000,000        | 1,370,000,000        | 270,000,000        | 24.55%        |
| <b>Sub total</b>                            | <b>1,100,000,000</b> | <b>1,370,000,000</b> | <b>270,000,000</b> | <b>24.55%</b> |

### *Kharashaadka kale ee Hawl socodsiinta*

|  |                      |                      |                     |                |
|--|----------------------|----------------------|---------------------|----------------|
| 2211336: Kh/ Sameynta Miisaaniyada, Xis. Xidhada     | 100,000,000          | 100,000,000          | 0                   | 0.00%          |
| Maamulka   |                      |                      |                     |                |
| 2211338: Kh/ Bilicda Xafiisyada & Guryaha.           | 7,000,000            | 7,000,000            | 0                   | 0.00%          |
| 2211342: Kharashka Gaar Ah                           | 500,000,000          |                      | -500,000,000        | -100.00%       |
| 2211351: Kh/Samaynta IT-ga iyo Databaseka            | 300,000,000          | 150,000,000          | -150,000,000        | -50.00%        |
| 2211352: Kh/ Diyaarinta, Dib U Habaynta Iyo Faafinta | 600,000,000          | 200,000,000          | -400,000,000        | -66.67%        |
| Shuruucda  |                      |                      |                     |                |
| 2211356: Kharashka kormeerka Dugsiyada &             | 1,000,000,000        | 1,000,000,000        | 0                   | 0.00%          |
| Jaamacadaha  |                      |                      |                     |                |
| 2211362: Kh. Xafiiska Agaasinka Waxbarashada Gaarka  | 180,000,000          | 250,000,000          | 70,000,000          | 38.89%         |
| Loo Leeyahay   |                      |                      |                     |                |
| 2211367: Kharashka Manaahijta                        | 500,000,000          | 500,000,000          | 0                   | 0.00%          |
| 2211387: Kharashyadda Yar Yar Ee Xafiisyadda         | 50,000,000           | 150,000,000          | 100,000,000         | 200.00%        |
| <b>Sub total</b>                                     | <b>3,237,000,000</b> | <b>2,357,000,000</b> | <b>-880,000,000</b> | <b>-27.19%</b> |

### *Daryeelka Gaadiidka*

|   |                    |                    |          |              |
|---|--------------------|--------------------|----------|--------------|
| 2220101: Daryeelka Gaadiidka Iyo Mishiinada | 500,000,000        | 500,000,000        | 0        | 0.00%        |
| <b>Sub total</b>                            | <b>500,000,000</b> | <b>500,000,000</b> | <b>0</b> | <b>0.00%</b> |

### *Daryeelka Hantida kale*

|  |                      |                      |                     |                |
|--|----------------------|----------------------|---------------------|----------------|
| 2220204: Daryeelka Xafiisyada                  | 150,000,000          | 350,000,000          | 200,000,000         | 133.33%        |
| 2220215: Daryeelka Hantida Kale                | 50,000,000           | 50,000,000           | 0                   | 0.00%          |
| 2220216: Daryeelka School-Lada Iyo Jaamacadaha | 3,220,000,000        | 2,652,000,000        | -568,000,000        | -17.64%        |
| <b>Sub total</b>                               | <b>3,420,000,000</b> | <b>3,052,000,000</b> | <b>-368,000,000</b> | <b>-10.76%</b> |

### *Mashaariicda Dawladda*

|   |                      |                       |                       |                 |
|---|----------------------|-----------------------|-----------------------|-----------------|
| 2400208: Mashruuca Shaqo Qaran          |                      | 29,311,816,128        | 29,311,816,128        | 100.00%         |
| 2400217: Mashruuca JPLG                 | 1,020,000,000        | 1,020,000,000         | 0                     | 0.00%           |
| 2400221: Mashruuca Dugsiyada Dayaxa iyo |                      | 3,600,000,000         | 3,600,000,000         | 100.00%         |
| Laascaanood                             |                      |                       |                       |                 |
| <b>Sub total</b>                        | <b>1,020,000,000</b> | <b>33,931,816,128</b> | <b>32,911,816,128</b> | <b>3226.65%</b> |

### *Deeqaha Waxbarasho*

|   |                    |                    |          |              |
|---|--------------------|--------------------|----------|--------------|
| 2640103: Kaalmada Deeqaha Wax Barashada | 150,000,000        | 150,000,000        | 0        | 0.00%        |
| <b>Sub total</b>                        | <b>150,000,000</b> | <b>150,000,000</b> | <b>0</b> | <b>0.00%</b> |

### *Kaalmooyinka Qeybaha kale ee dawladda*

|   |                       |                       |                      |               |
|---|-----------------------|-----------------------|----------------------|---------------|
| 2640402: Kaalmada Dugsiyada (6 + Dugsigayda kale) | 7,578,000,000         | 6,978,000,000         | -600,000,000         | -7.92%        |
| 2640410: Kaalmada Dugsiyada Agoomaha              | 2,084,000,000         | 3,084,000,000         | 1,000,000,000        | 47.98%        |
| 2640432: Kaalmada Rugaha Kutubta                  | 850,000,000           | 1,000,000,000         | 150,000,000          | 17.65%        |
| 2640441: Kaalmada Akademiyada Fanka               |                       | 200,000,000           | 200,000,000          | 100.00%       |
| 2640446: Kaalmada Dugsiyada Baahida Gaarka ah leh |                       | 1,000,000,000         | 1,000,000,000        | 100.00%       |
| <b>Sub total</b>                                  | <b>10,512,000,000</b> | <b>12,262,000,000</b> | <b>1,750,000,000</b> | <b>16.65%</b> |

### *Dhismayaasha*

|  |               |               |               |         |
|--|---------------|---------------|---------------|---------|
| 3110202: Dhismayasha Xafiisyada, Dugsiyada iyo | 1,050,000,000 | 4,500,000,000 | 3,450,000,000 | 328.57% |
| Cisbitalada                                    |               |               |               |         |

## 221: Miisaaniyadda 2020 ee Wasaaradda Waxbarashada & Sayniska

|  |                        |                        |                       |                 |
|--|------------------------|------------------------|-----------------------|-----------------|
| 3110299: Dhismayaasha Kale Ee Dowlada                | 2,000,000,000          | 1,100,000,000          | -900,000,000          | -45.00%         |
| <b>Sub total</b>                                     | <b>3,050,000,000</b>   | <b>5,600,000,000</b>   | <b>2,550,000,000</b>  | <b>83.61%</b>   |
| <b>libsiga Qalabka kala duwan ee xafiisyada</b>      |                        |                        |                       |                 |
| 3111002: libsiga Qalabka Xafiisyada                  | 300,000,000            |                        | -300,000,000          | -100.00%        |
| 3111010: libsiga Qalabka Nalka Iyo Biyaha            | 21,564,080             |                        | -21,564,080           | -100.00%        |
| <b>Sub total</b>                                     | <b>321,564,080</b>     | <b>0</b>               | <b>-321,564,080</b>   | <b>-100.00%</b> |
| <b>libsiga Qalabka kale</b>                          |                        |                        |                       |                 |
| 3111109: libsiga Qalabka Waxbarashada                | 900,000,000            | 900,000,000            | 0                     | 0.00%           |
| <b>Sub total</b>                                     | <b>900,000,000</b>     | <b>900,000,000</b>     | <b>0</b>              | <b>0.00%</b>    |
| <b>Total: Wasaaradda Waxbarashada &amp; Sayniska</b> | <b>142,179,088,168</b> | <b>187,791,459,458</b> | <b>45,612,371,290</b> | <b>32.08%</b>   |

## 222: Miisaaniyadda 2020 ee Agaasinka Tacliinta sare

| Madax   | Faahfaahin  | 2019                 | 2020                 | Farqi               | % Farqi        |
|---|---|----------------------|----------------------|---------------------|----------------|
| <b>Mushaharka &amp; Gunnooyinka</b>                             |   |                      |                      |                     |                |
| 2110101:  | Mushaharka Shaqaalaha Joogtada Ah                   | 395,325,216          | 395,325,216          | 0                   | 0.00%          |
| 2110301:  | Gunno Xil   | 236,400,000          | 236,400,000          | 0                   | 0.00%          |
| 2110303:  | Gunno Hawleed                                       | 198,400,000          | 198,400,000          | 0                   | 0.00%          |
| 2110308:  | Gunno Ciideed                                       |                      | 8,235,942            | 8,235,942           | 100.00%        |
| <b>Sub total</b>  |   | <b>830,125,216</b>   | <b>838,361,158</b>   | <b>8,235,942</b>    | <b>0.99%</b>   |
| <b>Isgaadhsiinta</b>  |   |                      |                      |                     |                |
| 2210201:  | Isticmaalka Boosaha & Isgaadhsiinta.                | 45,000,000           | 45,000,000           | 0                   | 0.00%          |
| <b>Sub total</b>  |   | <b>45,000,000</b>    | <b>45,000,000</b>    | <b>0</b>            | <b>0.00%</b>   |
| <b>Kharashka Safarada Gudaha</b>                                |   |                      |                      |                     |                |
| 2210301:  | Noolka, sahayda iyo habeen dhaxyada safarada Gudaha | 76,000,000           | 170,300,000          | 94,300,000          | 124.08%        |
| <b>Sub total</b>  |   | <b>76,000,000</b>    | <b>170,300,000</b>   | <b>94,300,000</b>   | <b>124.08%</b> |
| <b>Kharashka Daabacaadaha, Xayeysiisyada &amp; Wacyigelinta</b> |   |                      |                      |                     |                |
| 2210503:  | Wargeysiyadda & Bugaagta.                           | 5,000,000            | 5,000,000            | 0                   | 0.00%          |
| <b>Sub total</b>  |   | <b>5,000,000</b>     | <b>5,000,000</b>     | <b>0</b>            | <b>0.00%</b>   |
| <b>Kharashka Tababarada</b>                                     |   |                      |                      |                     |                |
| 2210714:  | Tababarka & Imtixaanadda.                           | 50,000,000           | 50,000,000           | 0                   | 0.00%          |
| <b>Sub total</b>  |   | <b>50,000,000</b>    | <b>50,000,000</b>    | <b>0</b>            | <b>0.00%</b>   |
| <b>Kharashka Maamuuska &amp; Martiqaadyada</b>                  |   |                      |                      |                     |                |
| 2210802:  | Martiqaadyada & Munaasibadaha                       | 50,000,000           | 50,000,000           | 0                   | 0.00%          |
| 2210807:  | Kh. Dhiiri-Gelinta & Abaalmarinta.                  | 58,235,942           | 50,000,000           | -8,235,942          | -14.14%        |
| <b>Sub total</b>  |   | <b>108,235,942</b>   | <b>100,000,000</b>   | <b>-8,235,942</b>   | <b>-7.61%</b>  |
| <b>Alaabta Xafiisyada</b>                                       |   |                      |                      |                     |                |
| 2211101:  | Alaabta Xafiisyadda (Stationery).                   | 50,000,000           | 150,000,000          | 100,000,000         | 200.00%        |
| <b>Sub total</b>  |   | <b>50,000,000</b>    | <b>150,000,000</b>   | <b>100,000,000</b>  | <b>200.00%</b> |
| <b>Kharashka Shiidaalka &amp; Saliidaha</b>                     |   |                      |                      |                     |                |
| 2211201:  | Batrootka, Naafatadda & Saliidaha.                  | 150,000,000          | 350,000,000          | 200,000,000         | 133.33%        |
| <b>Sub total</b>  |   | <b>150,000,000</b>   | <b>350,000,000</b>   | <b>200,000,000</b>  | <b>133.33%</b> |
| <b>Kharashaadka kale ee Hawl socodsiinta</b>                    |   |                      |                      |                     |                |
| 2211341:  | Barmaamijyada Hawlaha Shaqada                       | 120,000,000          |                      | -120,000,000        | -100.00%       |
| 2211356:  | Kharashka kormeerka Dugsiyada & Jaamacadaha         | 130,000,000          | 130,000,000          | 0                   | 0.00%          |
| 2211387:  | Kharashyadda Yar Yar Ee Xafiisyadda                 | 10,000,000           | 10,000,000           | 0                   | 0.00%          |
| <b>Sub total</b>  |   | <b>260,000,000</b>   | <b>140,000,000</b>   | <b>-120,000,000</b> | <b>-46.15%</b> |
| <b>Daryeelka Gaadiidka</b>                                      |   |                      |                      |                     |                |
| 2220101:  | Daryeelka Gaadiidka Iyo Mishiinada                  | 60,000,000           | 63,000,000           | 3,000,000           | 5.00%          |
| <b>Sub total</b>  |   | <b>60,000,000</b>    | <b>63,000,000</b>    | <b>3,000,000</b>    | <b>5.00%</b>   |
| <b>Deeqaha Waxbarasho</b>                                       |   |                      |                      |                     |                |
| 2640103:  | Kaalmada Deeqaha Wax Barashada                      | 500,000,000          | 550,000,000          | 50,000,000          | 10.00%         |
| <b>Sub total</b>  |   | <b>500,000,000</b>   | <b>550,000,000</b>   | <b>50,000,000</b>   | <b>10.00%</b>  |
| <b>Kaalmooyinka Qeybaha kale ee dawladda</b>                    |   |                      |                      |                     |                |
| 2640407:  | Kaalmooyinka Jaamacadaha & Machadada                | 1,100,000,000        | 1,100,000,000        | 0                   | 0.00%          |
| <b>Sub total</b>  |   | <b>1,100,000,000</b> | <b>1,100,000,000</b> | <b>0</b>            | <b>0.00%</b>   |

## 222: Miisaaniyadda 2020 ee Agaasinka Tacliinta sare

### *Dhismayaasha*

|  |               |               |             |       |
|--|---------------|---------------|-------------|-------|
| 3110202: Dhismayasha Xafiisyada, Dugsiyada iyo Cisbitalada | 2,400,000,000 | 2,550,000,000 | 150,000,000 | 6.25% |
|--|---------------|---------------|-------------|-------|

|                  |                      |                      |                    |              |
|------------------|----------------------|----------------------|--------------------|--------------|
| <b>Sub total</b> | <b>2,400,000,000</b> | <b>2,550,000,000</b> | <b>150,000,000</b> | <b>6.25%</b> |
|------------------|----------------------|----------------------|--------------------|--------------|

### *libsiga Gaadiidka*

|   |             |  |              |          |
|---|-------------|--|--------------|----------|
| 3110701: libsiga Gaadiidka & Mishiinada | 100,000,000 |  | -100,000,000 | -100.00% |
|---|-------------|--|--------------|----------|

|                  |                    |          |                     |                 |
|------------------|--------------------|----------|---------------------|-----------------|
| <b>Sub total</b> | <b>100,000,000</b> | <b>0</b> | <b>-100,000,000</b> | <b>-100.00%</b> |
|------------------|--------------------|----------|---------------------|-----------------|

### *libsiga Qalabka kala duwan ee xafiisyada*

|                                     |  |            |            |         |
|-------------------------------------|--|------------|------------|---------|
| 3111002: libsiga Qalabka Xafiisyada |  | 70,000,000 | 70,000,000 | 100.00% |
|-------------------------------------|--|------------|------------|---------|

|                  |          |                   |                   |                |
|------------------|----------|-------------------|-------------------|----------------|
| <b>Sub total</b> | <b>0</b> | <b>70,000,000</b> | <b>70,000,000</b> | <b>100.00%</b> |
|------------------|----------|-------------------|-------------------|----------------|

### *Kharashka Cilmi Baadhista & Daraasadaha*

|                                    |             |             |   |       |
|------------------------------------|-------------|-------------|---|-------|
| 3111403: Kharashka Cilmi Baadhista | 200,000,000 | 200,000,000 | 0 | 0.00% |
|------------------------------------|-------------|-------------|---|-------|

|                  |                    |                    |          |              |
|------------------|--------------------|--------------------|----------|--------------|
| <b>Sub total</b> | <b>200,000,000</b> | <b>200,000,000</b> | <b>0</b> | <b>0.00%</b> |
|------------------|--------------------|--------------------|----------|--------------|

|  |                      |                      |                    |              |
|--|----------------------|----------------------|--------------------|--------------|
| <b>Total: Agaasinka Tacliinta sare</b> | <b>5,934,361,158</b> | <b>6,381,661,158</b> | <b>447,300,000</b> | <b>7.54%</b> |
|--|----------------------|----------------------|--------------------|--------------|



## 223: Miisaaniyadda 2020 ee Gudiga Tacliinta Sare

| Madax   | Faahfaahin  | 2019                 | 2020                 | Farqi              | % Farqi         |
|---|---|----------------------|----------------------|--------------------|-----------------|
| <b>Mushaharka &amp; Gunnooyinka</b>                             |   |                      |                      |                    |                 |
| 2110101:  | Mushaharka Shaqaalaha Joojtada Ah                   | 209,667,744          | 249,945,696          | 40,277,952         | 19.21%          |
| 2110203:  | Mushaharka Shaqaalaha kale Aan J/Ahayn              | 582,000,000          | 582,000,000          | 0                  | 0.00%           |
| 2110301:  | Gunno Xil   | 492,000,000          | 492,000,000          | 0                  | 0.00%           |
| 2110303:  | Gunno Hawleed                                       | 287,040,000          | 323,040,000          | 36,000,000         | 12.54%          |
| 2110308:  | Gunno Ciideed                                       |                      | 5,207,202            | 5,207,202          | 100.00%         |
| <b>Sub total</b>  |   | <b>1,570,707,744</b> | <b>1,652,192,898</b> | <b>81,485,154</b>  | <b>5.19%</b>    |
| <b>Adeega Nalka &amp; Biyaha</b>                                |   |                      |                      |                    |                 |
| 2210101:  | Isticmaalka Nalka                                   | 10,920,000           | 6,920,000            | -4,000,000         | -36.63%         |
| 2210102:  | IsticmaalkaBiyaha                                   |                      | 4,000,000            | 4,000,000          | 100.00%         |
| <b>Sub total</b>  |   | <b>10,920,000</b>    | <b>10,920,000</b>    | <b>0</b>           | <b>0.00%</b>    |
| <b>Isgaadhsiinta</b>  |   |                      |                      |                    |                 |
| 2210201:  | Isticmaalka Boosaha & Isgaadhsiinta.                | 42,000,000           | 46,000,000           | 4,000,000          | 9.52%           |
| <b>Sub total</b>  |   | <b>42,000,000</b>    | <b>46,000,000</b>    | <b>4,000,000</b>   | <b>9.52%</b>    |
| <b>Kharashka Safarada Gudaha</b>                                |   |                      |                      |                    |                 |
| 2210301:  | Noolka, sahayda iyo habeen dhaxyada safarada Gudaha | 100,000,000          | 100,000,000          | 0                  | 0.00%           |
| <b>Sub total</b>  |   | <b>100,000,000</b>   | <b>100,000,000</b>   | <b>0</b>           | <b>0.00%</b>    |
| <b>Kharashka Daabacaadaha, Xayeysiisyada &amp; Wacyigelinta</b> |   |                      |                      |                    |                 |
| 2210503:  | Wargeysyadda & Bugaagta.                            | 10,000,000           | 10,000,000           | 0                  | 0.00%           |
| <b>Sub total</b>  |   | <b>10,000,000</b>    | <b>10,000,000</b>    | <b>0</b>           | <b>0.00%</b>    |
| <b>Kharashak Kirada Hantida</b>                                 |   |                      |                      |                    |                 |
| 2210603:  | Ijaarka Xafiisyada                                  | 14,400,000           | 75,600,000           | 61,200,000         | 425.00%         |
| <b>Sub total</b>  |   | <b>14,400,000</b>    | <b>75,600,000</b>    | <b>61,200,000</b>  | <b>425.00%</b>  |
| <b>Kharashka Tababarada</b>                                     |   |                      |                      |                    |                 |
| 2210714:  | Tababarka & Imtixaanadda.                           | 64,800,000           | 14,400,000           | -50,400,000        | -77.78%         |
| <b>Sub total</b>  |   | <b>64,800,000</b>    | <b>14,400,000</b>    | <b>-50,400,000</b> | <b>-77.78%</b>  |
| <b>Kharashka Maamuuska &amp; Martiqaadyada</b>                  |   |                      |                      |                    |                 |
| 2210807:  | Kh. Dhiiri-Gelinta & Abaalmarinta.                  | 4,265,118            |                      | -4,265,118         | -100.00%        |
| <b>Sub total</b>  |   | <b>4,265,118</b>     | <b>0</b>             | <b>-4,265,118</b>  | <b>-100.00%</b> |
| <b>Alaabta Xafiisyada</b>                                       |   |                      |                      |                    |                 |
| 2211101:  | Alaabta Xafiisyadda (Stationery).                   | 20,000,000           | 20,000,000           | 0                  | 0.00%           |
| <b>Sub total</b>  |   | <b>20,000,000</b>    | <b>20,000,000</b>    | <b>0</b>           | <b>0.00%</b>    |
| <b>Kharashka Shiidaalka &amp; Saliidaha</b>                     |   |                      |                      |                    |                 |
| 2211201:  | Batrootka, Naafatadda & Saliidaha.                  | 180,000,000          | 180,000,000          | 0                  | 0.00%           |
| <b>Sub total</b>  |   | <b>180,000,000</b>   | <b>180,000,000</b>   | <b>0</b>           | <b>0.00%</b>    |
| <b>Kharashaadka kale ee Hawl socodsiinta</b>                    |   |                      |                      |                    |                 |
| 2211356:  | Kharashka kormeerka Dugsiyada & Jaamacadaha         | 100,000,000          | 200,000,000          | 100,000,000        | 100.00%         |
| 2211387:  | Kharashyadda Yar Yar Ee Xafiisyadda                 | 10,000,000           | 10,000,000           | 0                  | 0.00%           |
| <b>Sub total</b>  |   | <b>110,000,000</b>   | <b>210,000,000</b>   | <b>100,000,000</b> | <b>90.91%</b>   |
| <b>Daryeelka Gaadiidka</b>                                      |   |                      |                      |                    |                 |
| 2220101:  | Daryeelka Gaadiidka Iyo Mishiinada                  | 30,000,000           | 55,000,000           | 25,000,000         | 83.33%          |
| <b>Sub total</b>  |   | <b>30,000,000</b>    | <b>55,000,000</b>    | <b>25,000,000</b>  | <b>83.33%</b>   |

**223: Miisaaniyadda 2020 ee Gudiga Tacliinta Sare****libsiga Gaadiidka**

|   |                      |                      |                    |                |
|---|----------------------|----------------------|--------------------|----------------|
| 3110701: libsiga Gaadiidka & Mishiinada |                      | 300,000,000          | 300,000,000        | 100.00%        |
| <b>Sub total</b>                        | <b>0</b>             | <b>300,000,000</b>   | <b>300,000,000</b> | <b>100.00%</b> |
| <b>Total: Gudiga Tacliinta Sare</b>     | <b>2,157,092,862</b> | <b>2,674,112,898</b> | <b>517,020,036</b> | <b>23.97%</b>  |

## 231: Miisaaniyadda 2020 ee Wasaaradda H. Caafimaadka.

| Madax   | Faahfaahin   | 2019                  | 2020                  | Farqi                | % Farqi        |
|---|--|-----------------------|-----------------------|----------------------|----------------|
| <b>Mushaharka &amp; Gunnooyinka</b>                             |  |                       |                       |                      |                |
| 2110101:  | Mushaharka Shaqaalaha Joogtada Ah                        | 32,242,830,048        | 32,618,304,576        | 375,474,528          | 1.16%          |
| 2110201:  | Mushaharka Shaqaalaha Aan J/Ahayn ee heshiis lagula jiro | 6,277,400,000         | 9,939,400,000         | 3,662,000,000        | 58.34%         |
| 2110203:  | Mushaharka Shaqaalaha kale Aan J/Ahayn                   | 1,485,120,000         | 1,933,520,000         | 448,400,000          | 30.19%         |
| 2110301:  | Gunno Xil  | 514,800,000           | 514,800,000           | 0                    | 0.00%          |
| 2110302:  | Gunno Xagaayeed/Geedfuul                                 | 803,856,000           | 803,856,000           | 0                    | 0.00%          |
| 2110303:  | Gunno Hawleed  | 1,897,824,000         | 1,484,724,000         | -413,100,000         | -21.77%        |
| 2110308:  | Gunno Ciideed  |                       | 679,548,012           | 679,548,012          | 100.00%        |
| <b>Sub total</b>  |  | <b>43,221,830,048</b> | <b>47,974,152,588</b> | <b>4,752,322,540</b> | <b>11.00%</b>  |
| <b>Adeega Nalka &amp; Biyaha</b>                                |  |                       |                       |                      |                |
| 2210101:  | Isticmaalka Nalka  | 80,000,000            | 100,000,000           | 20,000,000           | 25.00%         |
| 2210102:  | IsticmaalkaBiyaha  | 72,763,208            | 72,763,208            | 0                    | 0.00%          |
| 2210104:  | Isticmaalka Biyaha Masaajidada iyo Cusbitaalada          | 100,000,000           | 100,000,000           | 0                    | 0.00%          |
| <b>Sub total</b>  |  | <b>252,763,208</b>    | <b>272,763,208</b>    | <b>20,000,000</b>    | <b>7.91%</b>   |
| <b>Isgaadhsiinta</b>  |  |                       |                       |                      |                |
| 2210201:  | Isticmaalka Boosaha & Isgaadhsiinta.                     | 233,360,000           | 243,360,000           | 10,000,000           | 4.29%          |
| <b>Sub total</b>  |  | <b>233,360,000</b>    | <b>243,360,000</b>    | <b>10,000,000</b>    | <b>4.29%</b>   |
| <b>Kharashka Safarada Gudaha</b>                                |  |                       |                       |                      |                |
| 2210301:  | Noolka, sahayda iyo habeen dhaxyada safarada Gudaha      | 41,708,800            | 41,708,800            | 0                    | 0.00%          |
| <b>Sub total</b>  |  | <b>41,708,800</b>     | <b>41,708,800</b>     | <b>0</b>             | <b>0.00%</b>   |
| <b>Kharashka Daabacaadaha, Xayeysiisyada &amp; Wacyigelinta</b> |  |                       |                       |                      |                |
| 2210503:  | Wargeysyadda & Bugaagta.                                 | 39,384,480            | 59,384,480            | 20,000,000           | 50.78%         |
| 2210504:  | Kharashka Wacyigelinta                                   | 300,000,000           | 300,000,000           | 0                    | 0.00%          |
| <b>Sub total</b>  |  | <b>339,384,480</b>    | <b>359,384,480</b>    | <b>20,000,000</b>    | <b>5.89%</b>   |
| <b>Kharashka Tababarada</b>                                     |  |                       |                       |                      |                |
| 2210714:  | Tababarka & Imtixaanadda.                                | 90,000,000            | 150,000,000           | 60,000,000           | 66.67%         |
| <b>Sub total</b>  |  | <b>90,000,000</b>     | <b>150,000,000</b>    | <b>60,000,000</b>    | <b>66.67%</b>  |
| <b>Kharashka Maamuuska &amp; Martiqaadyada</b>                  |  |                       |                       |                      |                |
| 2210802:  | Martiqaadyada & Munaasibadaha                            | 50,000,000            | 100,000,000           | 50,000,000           | 100.00%        |
| 2210807:  | Kh. Dhiiri-Gelinta & Abaalmarinta.                       | 771,725,626           | 92,177,614            | -679,548,012         | -88.06%        |
| <b>Sub total</b>  |  | <b>821,725,626</b>    | <b>192,177,614</b>    | <b>-629,548,012</b>  | <b>-76.61%</b> |
| <b>Kharashka Isticmaalka Alaabta Hawsha.</b>                    |  |                       |                       |                      |                |
| 2211001:  | Daawada  | 500,000,000           | 500,000,000           | 0                    | 0.00%          |
| 2211002:  | Daawada mishiinada kelyaha                               |                       | 2,000,000,000         | 2,000,000,000        | 100.00%        |
| 2211015:  | Rashinka Iyo Wixii Soo Raaca                             | 1,000,000,000         | 1,000,000,000         | 0                    | 0.00%          |
| 2211016:  | Dharka & Dirayska.                                       | 50,000,000            | 50,000,000            | 0                    | 0.00%          |
| <b>Sub total</b>  |  | <b>1,550,000,000</b>  | <b>3,550,000,000</b>  | <b>2,000,000,000</b> | <b>129.03%</b> |
| <b>Alaabta Xafiisyada</b>                                       |  |                       |                       |                      |                |
| 2211101:  | Alaabta Xafiisyadda (Stationery).                        | 130,000,000           | 150,000,000           | 20,000,000           | 15.38%         |
| <b>Sub total</b>  |  | <b>130,000,000</b>    | <b>150,000,000</b>    | <b>20,000,000</b>    | <b>15.38%</b>  |
| <b>Kharashka Shiidaalka &amp; Saliidaha</b>                     |  |                       |                       |                      |                |

### 231: Miisaaniyadda 2020 ee Wasaaradda H. Caafimaadka.

|  |                       |                       |                       |                |
|--|-----------------------|-----------------------|-----------------------|----------------|
| 2211201: Batroolka, Naafatadda & Saliidaha.                | 508,400,000           | 580,400,000           | 72,000,000            | 14.16%         |
| <b>Sub total</b>   | <b>508,400,000</b>    | <b>580,400,000</b>    | <b>72,000,000</b>     | <b>14.16%</b>  |
| <b>Kharashaadka kale ee Hawl socodsiinta</b>               |                       |                       |                       |                |
| 2211304: Kharashka Cusbitalada (7 Cusbital)                | 5,124,000,000         | 6,524,000,000         | 1,400,000,000         | 27.32%         |
| 2211387: Kharashyadda Yar Yar Ee Xafiisyadda               | 56,517,000            | 76,517,000            | 20,000,000            | 35.39%         |
| <b>Sub total</b>   | <b>5,180,517,000</b>  | <b>6,600,517,000</b>  | <b>1,420,000,000</b>  | <b>27.41%</b>  |
| <b>Daryeelka Gaadiidka</b>                                 |                       |                       |                       |                |
| 2220101: Daryeelka Gaadiidka Iyo Mishiinada                | 208,367,040           | 218,785,392           | 10,418,352            | 5.00%          |
| <b>Sub total</b>   | <b>208,367,040</b>    | <b>218,785,392</b>    | <b>10,418,352</b>     | <b>5.00%</b>   |
| <b>Daryeelka Hantida kale</b>                              |                       |                       |                       |                |
| 2220203: Daryeelka Cisbitaalada Iyo MCH yada               | 356,200,000           | 356,200,000           | 0                     | 0.00%          |
| 2220204: Daryeelka Xafiisyada                              | 300,000,000           |                       | -300,000,000          | -100.00%       |
| <b>Sub total</b>   | <b>656,200,000</b>    | <b>356,200,000</b>    | <b>-300,000,000</b>   | <b>-45.72%</b> |
| <b>Mashaariicda Dawladda</b>                               |                       |                       |                       |                |
| 2400201: Mashruuca Ciyaaraha                               | 200,000,000           | 200,000,000           | 0                     | 0.00%          |
| 2400217: Mashruuca JPLG                                    | 1,020,000,000         | 1,020,000,000         | 0                     | 0.00%          |
| 2400226: Mashruuca cusbitalada ceerigaabo & Laascaanood    |                       | 3,066,000,000         | 3,066,000,000         | 100.00%        |
| <b>Sub total</b>   | <b>1,220,000,000</b>  | <b>4,286,000,000</b>  | <b>3,066,000,000</b>  | <b>251.31%</b> |
| 2640411: Kaalmada Lixda Cisbitaal                          |                       | 3,500,000,000         | 3,500,000,000         | 100.00%        |
| 2640414: Kaalmada Bisha Cas                                | 100,000,000           | 100,000,000           | 0                     | 0.00%          |
| 2640416: Kaalmada Machadka Kalkaaliyayaasha                | 100,000,000           | 200,000,000           | 100,000,000           | 100.00%        |
| 2640420: Kaalmada Umulisooyinka                            | 300,000,000           | 300,000,000           | 0                     | 0.00%          |
| 2640421: Kaalmada Shaybaadhka                              | 150,000,000           | 150,000,000           | 0                     | 0.00%          |
| 2640427: Kaalmooyinka Cisbitaaladda Dhimirka               | 1,290,000,000         | 1,290,000,000         | 0                     | 0.00%          |
| 2640428: Kaalmada Ururka Dhakhaatiirta S/Land              |                       | 80,000,000            | 80,000,000            | 100.00%        |
| 2640429: Kaalmooyinka Guud.                                | 227,000,000           | 227,000,000           | 0                     | 0.00%          |
| <b>Sub total</b>   | <b>2,167,000,000</b>  | <b>5,847,000,000</b>  | <b>3,680,000,000</b>  | <b>169.82%</b> |
| <b>Dhismayaasha</b>  |                       |                       |                       |                |
| 3110202: Dhismayasha Xafiisyada, Dugsiyada iyo Cisbitalada | 10,430,000,000        | 12,190,000,000        | 1,760,000,000         | 16.87%         |
| 3110299: Dhismayaasha Kale Ee Dowlada                      | 1,000,000,000         |                       | -1,000,000,000        | -100.00%       |
| <b>Sub total</b>   | <b>11,430,000,000</b> | <b>12,190,000,000</b> | <b>760,000,000</b>    | <b>6.65%</b>   |
| <b>Iibsiga Gaadiidka</b>                                   |                       |                       |                       |                |
| 3110701: Iibsiga Gaadiidka & Mishiinada                    | 2,100,000,000         | 1,500,000,000         | -600,000,000          | -28.57%        |
| <b>Sub total</b>   | <b>2,100,000,000</b>  | <b>1,500,000,000</b>  | <b>-600,000,000</b>   | <b>-28.57%</b> |
| <b>Iibsiga Qalabka kale</b>                                |                       |                       |                       |                |
| 3111101: Iibsiga Qalabka Caafimaadka                       | 3,520,000,000         | 2,400,000,000         | -1,120,000,000        | -31.82%        |
| 3111102: Iibsiga mishiinka kelyaha                         | 200,000,000           |                       | -200,000,000          | -100.00%       |
| <b>Sub total</b>   | <b>3,720,000,000</b>  | <b>2,400,000,000</b>  | <b>-1,320,000,000</b> | <b>-35.48%</b> |
| <b>Total: Wasaaradda H. Caafimaadka.</b>                   | <b>73,871,256,202</b> | <b>86,912,449,082</b> | <b>13,041,192,880</b> | <b>17.65%</b>  |

## 232: Miisaaniyadda 2020 ee Komishanka qaranka ee Mihnadlayaasha caafimadka

| Madax   | Faahfaahin  | 2019               | 2020                 | Farqi              | % Farqi         |
|---|---|--------------------|----------------------|--------------------|-----------------|
| <b>Mushaharka &amp; Gunnooyinka</b>                             |   |                    |                      |                    |                 |
| 2110101:  | Mushaharka Shaqaalaha Joogtada Ah                   | 249,657,408        | 257,152,896          | 7,495,488          | 3.00%           |
| 2110203:  | Mushaharka Shaqaalaha kale Aan J/Ahayn              | 132,000,000        | 178,440,000          | 46,440,000         | 35.18%          |
| 2110301:  | Gunno Xil   | 192,000,000        | 192,000,000          | 0                  | 0.00%           |
| 2110303:  | Gunno Hawleed                                       | 361,200,000        | 382,800,000          | 21,600,000         | 5.98%           |
| 2110308:  | Gunno Ciideed                                       |                    | 5,357,352            | 5,357,352          | 100.00%         |
| <b>Sub total</b>  |   | <b>934,857,408</b> | <b>1,015,750,248</b> | <b>80,892,840</b>  | <b>8.65%</b>    |
| <b>Adeega Nalka &amp; Biyaha</b>                                |   |                    |                      |                    |                 |
| 2210101:  | Isticmaalka Nalka                                   | 17,250,000         | 10,437,500           | -6,812,500         | -39.49%         |
| 2210102:  | IsticmaalkaBiyaha                                   | 7,000,000          | 5,000,000            | -2,000,000         | -28.57%         |
| <b>Sub total</b>  |   | <b>24,250,000</b>  | <b>15,437,500</b>    | <b>-8,812,500</b>  | <b>-36.34%</b>  |
| <b>Isgaadhsiinta</b>  |   |                    |                      |                    |                 |
| 2210201:  | Isticmaalka Boosaha & Isgaadhsiinta.                | 32,500,000         | 32,500,000           | 0                  | 0.00%           |
| <b>Sub total</b>  |   | <b>32,500,000</b>  | <b>32,500,000</b>    | <b>0</b>           | <b>0.00%</b>    |
| <b>Kharashka Safarada Gudaha</b>                                |   |                    |                      |                    |                 |
| 2210301:  | Noolka, sahayda iyo habeen dhaxyada safarada Gudaha | 20,000,000         | 20,000,000           | 0                  | 0.00%           |
| <b>Sub total</b>  |   | <b>20,000,000</b>  | <b>20,000,000</b>    | <b>0</b>           | <b>0.00%</b>    |
| <b>Kharashka Daabacaadaha, Xayeysiisyada &amp; Wacyigelinta</b> |   |                    |                      |                    |                 |
| 2210503:  | Wargeysyadda & Bugaagta.                            | 3,000,000          | 2,500,000            | -500,000           | -16.67%         |
| <b>Sub total</b>  |   | <b>3,000,000</b>   | <b>2,500,000</b>     | <b>-500,000</b>    | <b>-16.67%</b>  |
| <b>Kharashka Maamuuska &amp; Martiqaadyada</b>                  |   |                    |                      |                    |                 |
| 2210802:  | Martiqaadyada & Munaasibadaha                       | 21,000,000         | 18,600,000           | -2,400,000         | -11.43%         |
| 2210807:  | Kh. Dhiiri-Gelinta & Abaalmarinta.                  | 5,201,196          |                      | -5,201,196         | -100.00%        |
| <b>Sub total</b>  |   | <b>26,201,196</b>  | <b>18,600,000</b>    | <b>-7,601,196</b>  | <b>-29.01%</b>  |
| <b>Alaabta Xafiisyada</b>                                       |   |                    |                      |                    |                 |
| 2211101:  | Alaabta Xafiisyadda (Stationery).                   | 20,000,000         | 25,000,000           | 5,000,000          | 25.00%          |
| <b>Sub total</b>  |   | <b>20,000,000</b>  | <b>25,000,000</b>    | <b>5,000,000</b>   | <b>25.00%</b>   |
| <b>Kharashka Shiidaalka &amp; Saliidaha</b>                     |   |                    |                      |                    |                 |
| 2211201:  | Batrootka, Naafatadda & Saliidaha.                  | 80,000,000         | 90,000,000           | 10,000,000         | 12.50%          |
| <b>Sub total</b>  |   | <b>80,000,000</b>  | <b>90,000,000</b>    | <b>10,000,000</b>  | <b>12.50%</b>   |
| <b>Kharashaadka kale ee Hawl socodsiinta</b>                    |   |                    |                      |                    |                 |
| 2211356:  | Kharashka kormeerka Dugsiyada & Jaamacadaha         |                    | 100,000,000          | 100,000,000        | 100.00%         |
| 2211387:  | Kharashyadda Yar Yar Ee Xafiisyadda                 | 5,000,000          | 12,000,000           | 7,000,000          | 140.00%         |
| <b>Sub total</b>  |   | <b>5,000,000</b>   | <b>112,000,000</b>   | <b>107,000,000</b> | <b>2140.00%</b> |
| <b>Daryeelka Gaadiidka</b>                                      |   |                    |                      |                    |                 |
| 2220101:  | Daryeelka Gaadiidka Iyo Mishiinada                  | 28,000,000         | 29,250,000           | 1,250,000          | 4.46%           |
| <b>Sub total</b>  |   | <b>28,000,000</b>  | <b>29,250,000</b>    | <b>1,250,000</b>   | <b>4.46%</b>    |
| <b>libsiga Gaadiidka</b>  |   |                    |                      |                    |                 |
| 3110701:  | libsiga Gaadiidka & Mishiinada                      |                    | 170,000,000          | 170,000,000        | 100.00%         |
| <b>Sub total</b>  |   | <b>0</b>           | <b>170,000,000</b>   | <b>170,000,000</b> | <b>100.00%</b>  |
| <b>libsiga Qalabka kala duwan ee xafiisyada</b>                 |   |                    |                      |                    |                 |
| 3111002:  | libsiga Qalabka Xafiisyada                          |                    | 30,000,000           | 30,000,000         | 100.00%         |

**232: Miisaaniyadda 2020 ee Komishanka qaranka ee Mihnadlayaasha caafimadka**

|  |                      |                      |                    |                |
|--|----------------------|----------------------|--------------------|----------------|
| <i>Sub total</i>   | <i>0</i>             | <i>30,000,000</i>    | <i>30,000,000</i>  | <i>100.00%</i> |
| <i>Total: Komishanka qaranka ee Mihnadlayaasha caafi</i> | <i>1,173,808,604</i> | <i>1,561,037,748</i> | <i>387,229,144</i> | <i>32.99%</i>  |

## 241: Miisaaniyadda 2020 ee Wasaaradda Diinta & Awqaafta.

| Madax   | Faahfaahin  | 2019                 | 2020                 | Farqi                | % Farqi         |
|---|---|----------------------|----------------------|----------------------|-----------------|
| <b>Mushaharka &amp; Gunnooyinka</b>                             |   |                      |                      |                      |                 |
| 2110101:  | Mushaharka Shaqaalaha Joojtada Ah                     | 1,165,301,280        | 1,232,966,592        | 67,665,312           | 5.81%           |
| 2110203:  | Mushaharka Shaqaalaha kale Aan J/Ahayn                | 582,600,000          | 1,464,600,000        | 882,000,000          | 151.39%         |
| 2110301:  | Gunno Xil   | 308,400,000          | 308,400,000          | 0                    | 0.00%           |
| 2110303:  | Gunno Hawleed   | 1,075,680,000        | 1,136,160,000        | 60,480,000           | 5.62%           |
| 2110308:  | Gunno Ciideed   |                      | 25,686,804           | 25,686,804           | 100.00%         |
| <b>Sub total</b>  |   | <b>3,131,981,280</b> | <b>4,167,813,396</b> | <b>1,035,832,116</b> | <b>33.07%</b>   |
| <b>Adeega Nalka &amp; Biyaha</b>                                |   |                      |                      |                      |                 |
| 2210101:  | Isticmaalka Nalka                                     | 127,000,000          | 127,000,000          | 0                    | 0.00%           |
| 2210102:  | IsticmaalkaBiyaha                                     | 60,000,000           | 60,000,000           | 0                    | 0.00%           |
| 2210104:  | Isticmaalka Biyaha Masaajidada iyo Cusbitalada        | 510,000,000          | 510,000,000          | 0                    | 0.00%           |
| <b>Sub total</b>  |   | <b>697,000,000</b>   | <b>697,000,000</b>   | <b>0</b>             | <b>0.00%</b>    |
| <b>Isgaadhsiinta</b>  |   |                      |                      |                      |                 |
| 2210201:  | Isticmaalka Boosaha & Isgaadhsiinta.                  | 21,000,000           | 21,500,000           | 500,000              | 2.38%           |
| <b>Sub total</b>  |   | <b>21,000,000</b>    | <b>21,500,000</b>    | <b>500,000</b>       | <b>2.38%</b>    |
| <b>Kharashka Safarada Gudaha</b>                                |   |                      |                      |                      |                 |
| 2210301:  | Noolka, sahayda iyo habeen dhaxyada safarada Gudaha   | 55,000,000           | 55,000,000           | 0                    | 0.00%           |
| <b>Sub total</b>  |   | <b>55,000,000</b>    | <b>55,000,000</b>    | <b>0</b>             | <b>0.00%</b>    |
| <b>Kharashka Safarada Debadda</b>                               |   |                      |                      |                      |                 |
| 2210401:  | Noolka, sahayda iyo habeen dhaxyada Safarada Dibadda. | 180,000,000          | 180,000,000          | 0                    | 0.00%           |
| <b>Sub total</b>  |   | <b>180,000,000</b>   | <b>180,000,000</b>   | <b>0</b>             | <b>0.00%</b>    |
| <b>Kharashka Daabacaadaha, Xayeysiisyada &amp; Wacyigelinta</b> |   |                      |                      |                      |                 |
| 2210503:  | Wargeysyadda & Bugaagta.                              | 3,500,000            | 3,500,000            | 0                    | 0.00%           |
| <b>Sub total</b>  |   | <b>3,500,000</b>     | <b>3,500,000</b>     | <b>0</b>             | <b>0.00%</b>    |
| <b>Kharashak Kirada Hantida</b>                                 |   |                      |                      |                      |                 |
| 2210603:  | Ijaarka Xafiisyada                                    | 22,050,000           | 70,000,000           | 47,950,000           | 217.46%         |
| <b>Sub total</b>  |   | <b>22,050,000</b>    | <b>70,000,000</b>    | <b>47,950,000</b>    | <b>217.46%</b>  |
| <b>Kharashka Tababarada</b>                                     |   |                      |                      |                      |                 |
| 2210714:  | Tababarka & Imtixaanadda.                             | 60,000,000           | 500,000,000          | 440,000,000          | 733.33%         |
| 2210715:  | Tababarka Manhajka Madarasadaha                       |                      | 350,000,000          | 350,000,000          | 100.00%         |
| 2210716:  | Diiwaangelinta Madarasadaha iyo Masaajiddada          |                      | 200,000,000          | 200,000,000          | 100.00%         |
| <b>Sub total</b>  |   | <b>60,000,000</b>    | <b>1,050,000,000</b> | <b>990,000,000</b>   | <b>1650.00%</b> |
| <b>Kharashka Maamuuska &amp; Martiqaadyada</b>                  |   |                      |                      |                      |                 |
| 2210802:  | Martiqaadyada & Munaasibadaha                         | 43,000,000           | 70,000,000           | 27,000,000           | 62.79%          |
| 2210807:  | Kh. Dhiiri-Gelinta & Abaalmarinta.                    | 197,000,000          | 21,313,196           | -175,686,804         | -89.18%         |
| <b>Sub total</b>  |   | <b>240,000,000</b>   | <b>91,313,196</b>    | <b>-148,686,804</b>  | <b>-61.95%</b>  |
| <b>Alaabta Xafiisyada</b>                                       |   |                      |                      |                      |                 |
| 2211101:  | Alaabta Xafiisyadda (Stationery).                     | 30,606,800           | 30,606,800           | 0                    | 0.00%           |
| <b>Sub total</b>  |   | <b>30,606,800</b>    | <b>30,606,800</b>    | <b>0</b>             | <b>0.00%</b>    |
| <b>Kharashka Shiidaalka &amp; Saliidaha</b>                     |   |                      |                      |                      |                 |

## 241: Miisaaniyadda 2020 ee Wasaaradda Diinta & Awqaafta.

|  |                      |                      |                      |                 |
|--|----------------------|----------------------|----------------------|-----------------|
| 2211201: Batroolka, Naafatadda & Saliidaha.                            | 298,000,000          | 318,000,000          | 20,000,000           | 6.71%           |
| <b>Sub total</b>   | <b>298,000,000</b>   | <b>318,000,000</b>   | <b>20,000,000</b>    | <b>6.71%</b>    |
| <b>Kharashaadka kale ee Hawl socodsiinta</b>                           |                      |                      |                      |                 |
| 2211333: Kh. Faafreebka iyo Fidinta Diinta.                            | 350,000,000          | 68,000,000           | -282,000,000         | -80.57%         |
| 2211344: Barnamijka Tartanka Quraanka                                  | 300,000,000          | 300,000,000          | 0                    | 0.00%           |
| 2211387: Kharashyadda Yar Yar Ee Xafiisyadda                           | 14,000,000           | 14,000,000           | 0                    | 0.00%           |
| <b>Sub total</b>   | <b>664,000,000</b>   | <b>382,000,000</b>   | <b>-282,000,000</b>  | <b>-42.47%</b>  |
| <b>Daryeelka Gaadiidka</b>   |                      |                      |                      |                 |
| 2220101: Daryeelka Gaadiidka Iyo Mishiinada                            | 100,000,000          | 100,000,000          | 0                    | 0.00%           |
| <b>Sub total</b>   | <b>100,000,000</b>   | <b>100,000,000</b>   | <b>0</b>             | <b>0.00%</b>    |
| <b>Daryeelka Hantida kale</b>  |                      |                      |                      |                 |
| 2220214: Daryelka Masaajidada iyo Dug. Diiniga                         | 250,000,000          | 205,000,000          | -45,000,000          | -18.00%         |
| <b>Sub total</b>   | <b>250,000,000</b>   | <b>205,000,000</b>   | <b>-45,000,000</b>   | <b>-18.00%</b>  |
| <b>Kaalmooyinka Qeybaha kale ee dawladda</b>                           |                      |                      |                      |                 |
| 2640418: Kaalmada Gudiga Wanagfarista & Xuman rebida                   | 700,000,000          | 1,000,000,000        | 300,000,000          | 42.86%          |
| 2640447: Kaalmada ururka wacyi gelinta iyo dabargoynta mukhaadaaraadka |                      | 700,000,000          | 700,000,000          | 100.00%         |
| <b>Sub total</b>   | <b>700,000,000</b>   | <b>1,700,000,000</b> | <b>1,000,000,000</b> | <b>142.86%</b>  |
| <b>libsiga Gaadiidka</b>   |                      |                      |                      |                 |
| 3110701: libsiga Gaadiidka & Mishiinada                                | 200,000,000          | 170,000,000          | -30,000,000          | -15.00%         |
| <b>Sub total</b>   | <b>200,000,000</b>   | <b>170,000,000</b>   | <b>-30,000,000</b>   | <b>-15.00%</b>  |
| <b>libsiga Qalabka kala duwan ee xafiisyada</b>                        |                      |                      |                      |                 |
| 3111002: libsiga Qalabka Xafiisyada                                    | 150,000,000          |                      | -150,000,000         | -100.00%        |
| <b>Sub total</b>   | <b>150,000,000</b>   | <b>0</b>             | <b>-150,000,000</b>  | <b>-100.00%</b> |
| <b>Total: Wasaaradda Diinta &amp; Awqaafta.</b>                        | <b>6,803,138,080</b> | <b>9,241,733,392</b> | <b>2,438,595,312</b> | <b>35.85%</b>   |



## 242: Miisaaniyadda 2020 ee Hay'adda Diiwaanka Sakada iyo Safalka

| Madax   | Faahfaahin  | 2019                 | 2020                 | Farqi               | % Farqi         |
|---|---|----------------------|----------------------|---------------------|-----------------|
| <b>Mushaharka &amp; Gunnooyinka</b>                             |   |                      |                      |                     |                 |
| 2110101:  | Mushaharka Shaqaalaha Joogtada Ah                     | 381,487,392          | 381,487,392          | 0                   | 0.00%           |
| 2110203:  | Mushaharka Shaqaalaha kale Aan J/Ahayn                | 474,960,000          | 474,960,000          | 0                   | 0.00%           |
| 2110301:  | Gunno Xil   | 254,400,000          | 254,400,000          | 0                   | 0.00%           |
| 2110303:  | Gunno Hawleed   | 699,040,000          | 699,040,000          | 0                   | 0.00%           |
| 2110308:  | Gunno Ciideed   |                      | 9,895,000            | 9,895,000           | 100.00%         |
| <b>Sub total</b>  |   | <b>1,809,887,392</b> | <b>1,819,782,392</b> | <b>9,895,000</b>    | <b>0.55%</b>    |
| <b>Adeega Nalka &amp; Biyaha</b>                                |   |                      |                      |                     |                 |
| 2210101:  | Isticmaalka Nalka                                     | 15,000,000           | 15,000,000           | 0                   | 0.00%           |
| 2210102:  | IsticmaalkaBiyaha                                     | 10,000,000           | 10,000,000           | 0                   | 0.00%           |
| <b>Sub total</b>  |   | <b>25,000,000</b>    | <b>25,000,000</b>    | <b>0</b>            | <b>0.00%</b>    |
| <b>Isgaadhsiinta</b>  |   |                      |                      |                     |                 |
| 2210201:  | Isticmaalka Boosaha & Isgaadhsiinta.                  | 30,000,000           | 30,000,000           | 0                   | 0.00%           |
| <b>Sub total</b>  |   | <b>30,000,000</b>    | <b>30,000,000</b>    | <b>0</b>            | <b>0.00%</b>    |
| <b>Kharashka Safarada Gudaha</b>                                |   |                      |                      |                     |                 |
| 2210301:  | Noolka, sahayda iyo habeen dhaxyada safarada Gudaha   | 80,000,000           | 80,000,000           | 0                   | 0.00%           |
| <b>Sub total</b>  |   | <b>80,000,000</b>    | <b>80,000,000</b>    | <b>0</b>            | <b>0.00%</b>    |
| <b>Kharashka Safarada Debadda</b>                               |   |                      |                      |                     |                 |
| 2210401:  | Noolka, sahayda iyo habeen dhaxyada Safarada Dibadda. | 70,000,000           | 75,397,382           | 5,397,382           | 7.71%           |
| <b>Sub total</b>  |   | <b>70,000,000</b>    | <b>75,397,382</b>    | <b>5,397,382</b>    | <b>7.71%</b>    |
| <b>Kharashka Daabacaadaha, Xayeysiisyada &amp; Wacyigelinta</b> |   |                      |                      |                     |                 |
| 2210503:  | Wargeysyadda & Bugaagta.                              | 10,000,000           | 10,000,000           | 0                   | 0.00%           |
| 2210504:  | Kharashka Wacyigalinta                                |                      | 340,000,000          | 340,000,000         | 100.00%         |
| <b>Sub total</b>  |   | <b>10,000,000</b>    | <b>350,000,000</b>   | <b>340,000,000</b>  | <b>3400.00%</b> |
| <b>Kharashak Kirada Hantida</b>                                 |   |                      |                      |                     |                 |
| 2210603:  | Ijaarka Xafiisyada                                    | 120,000,000          | 120,000,000          | 0                   | 0.00%           |
| <b>Sub total</b>  |   | <b>120,000,000</b>   | <b>120,000,000</b>   | <b>0</b>            | <b>0.00%</b>    |
| <b>Kharashka Maamuuska &amp; Martiqaadyada</b>                  |   |                      |                      |                     |                 |
| 2210802:  | Martiqaadyada & Munaasibadaha                         | 40,000,000           | 100,000,000          | 60,000,000          | 150.00%         |
| 2210807:  | Kh. Dhiiri-Gelinta & Abaalmarinta.                    | 107,947,654          | 98,052,654           | -9,895,000          | -9.17%          |
| <b>Sub total</b>  |   | <b>147,947,654</b>   | <b>198,052,654</b>   | <b>50,105,000</b>   | <b>33.87%</b>   |
| <b>Alaabta Xafiisyada</b>                                       |   |                      |                      |                     |                 |
| 2211101:  | Alaabta Xafiisyadda (Stationery).                     | 30,000,000           | 30,000,000           | 0                   | 0.00%           |
| <b>Sub total</b>  |   | <b>30,000,000</b>    | <b>30,000,000</b>    | <b>0</b>            | <b>0.00%</b>    |
| <b>Kharashka Shiidaalka &amp; Saliidaha</b>                     |   |                      |                      |                     |                 |
| 2211201:  | Batrootka, Naafatadda & Saliidaha.                    | 110,000,000          | 110,000,000          | 0                   | 0.00%           |
| <b>Sub total</b>  |   | <b>110,000,000</b>   | <b>110,000,000</b>   | <b>0</b>            | <b>0.00%</b>    |
| <b>Kharashaadka kale ee Hawl socodsiinta</b>                    |   |                      |                      |                     |                 |
| 2211344:  | Barnamijka Tartanka Quraanka                          | 300,000,000          |                      | -300,000,000        | -100.00%        |
| 2211387:  | Kharashyadda Yar Yar Ee Xafiisyadda                   | 10,000,000           | 10,000,000           | 0                   | 0.00%           |
| <b>Sub total</b>  |   | <b>310,000,000</b>   | <b>10,000,000</b>    | <b>-300,000,000</b> | <b>-96.77%</b>  |
| <b>Daryeelka Gaadiidka</b>                                      |   |                      |                      |                     |                 |

**242: Miisaaniyadda 2020 ee Hay'adda Diiwaanka Sakada iyo Safalka**

|   |                      |                      |                    |                |
|---|----------------------|----------------------|--------------------|----------------|
| 2220101: Daryeelka Gaadiidka Iyo Mishiinada             | 32,500,000           | 34,125,000           | 1,625,000          | 5.00%          |
| <b>Sub total</b>  | <b>32,500,000</b>    | <b>34,125,000</b>    | <b>1,625,000</b>   | <b>5.00%</b>   |
| <b>Kharashka Samafalka &amp; Taakuleynta Qaxoontiga</b> |                      |                      |                    |                |
| 2640201: Kharashka Samo-Falka                           | 700,000,000          | 700,000,000          | 0                  | 0.00%          |
| <b>Sub total</b>  | <b>700,000,000</b>   | <b>700,000,000</b>   | <b>0</b>           | <b>0.00%</b>   |
| <b>libsiga Gaadiidka</b>                                |                      |                      |                    |                |
| 3110701: libsiga Gaadiidka & Mishiinada                 |                      | 170,000,000          | 170,000,000        | 100.00%        |
| <b>Sub total</b>  | <b>0</b>             | <b>170,000,000</b>   | <b>170,000,000</b> | <b>100.00%</b> |
| <b>Total: Hay'adda Diiwaanka Sakada iyo Safalka</b>     | <b>3,475,335,046</b> | <b>3,752,357,428</b> | <b>277,022,382</b> | <b>7.97%</b>   |

## 251: Miisaaniyadda 2020 ee Wasaaradda Hawlaha Guud,Dhulka & Guriyaynta

| Madax   | Faahfaahin  | 2019                 | 2020                 | Farqi              | % Farqi        |
|---|---|----------------------|----------------------|--------------------|----------------|
| <b>Mushaharka &amp; Gunnooyinka</b>                             |   |                      |                      |                    |                |
| 2110101:  | Mushaharka Shaqaalaha Joogtada Ah                     | 2,628,774,720        | 2,911,255,776        | 282,481,056        | 10.75%         |
| 2110203:  | Mushaharka Shaqaalaha kale Aan J/Ahayn                | 333,600,000          | 333,600,000          | 0                  | 0.00%          |
| 2110301:  | Gunno Xil   | 340,800,000          | 340,800,000          | 0                  | 0.00%          |
| 2110303:  | Gunno Hawleed   | 2,383,680,000        | 2,638,080,000        | 254,400,000        | 10.67%         |
| 2110306:  | Gunno Ilaalo  |                      | 48,000,000           | 48,000,000         | 100.00%        |
| 2110308:  | Gunno Ciideed   |                      | 60,651,162           | 60,651,162         | 100.00%        |
| <b>Sub total</b>  |   | <b>5,686,854,720</b> | <b>6,332,386,938</b> | <b>645,532,218</b> | <b>11.35%</b>  |
| <b>Adeega Nalka &amp; Biyaha</b>                                |   |                      |                      |                    |                |
| 2210101:  | Isticmaalka Nalka                                     | 34,991,822           | 34,991,822           | 0                  | 0.00%          |
| 2210102:  | IsticmaalkaBiyaha                                     | 44,991,822           | 44,991,822           | 0                  | 0.00%          |
| <b>Sub total</b>  |   | <b>79,983,644</b>    | <b>79,983,644</b>    | <b>0</b>           | <b>0.00%</b>   |
| <b>Isgaadhsiinta</b>  |   |                      |                      |                    |                |
| 2210201:  | Isticmaalka Boosaha & Isgaadhsiinta.                  | 65,769,440           | 65,769,440           | 0                  | 0.00%          |
| <b>Sub total</b>  |   | <b>65,769,440</b>    | <b>65,769,440</b>    | <b>0</b>           | <b>0.00%</b>   |
| <b>Kharashka Safarada Gudaha</b>                                |   |                      |                      |                    |                |
| 2210301:  | Noolka, sahayda iyo habeen dhaxyada safarada Gudaha   | 524,598,080          | 524,598,080          | 0                  | 0.00%          |
| <b>Sub total</b>  |   | <b>524,598,080</b>   | <b>524,598,080</b>   | <b>0</b>           | <b>0.00%</b>   |
| <b>Kharashka Daabacaadaha, Xayaysiisyada &amp; Wacyigelinta</b> |   |                      |                      |                    |                |
| 2210503:  | Wargeysyadda & Bugaagta.                              | 5,539,520            | 5,539,520            | 0                  | 0.00%          |
| <b>Sub total</b>  |   | <b>5,539,520</b>     | <b>5,539,520</b>     | <b>0</b>           | <b>0.00%</b>   |
| <b>Kharashka Maamuuska &amp; Martiqaadyada</b>                  |   |                      |                      |                    |                |
| 2210802:  | Martiqaadyada & Munaasibadaha                         | 67,527,184           | 67,527,184           | 0                  | 0.00%          |
| 2210807:  | Kh. Dhiiri-Gelinta & Abaalmarinta.                    | 113,296,515          | 54,828,963           | -58,467,552        | -51.61%        |
| <b>Sub total</b>  |   | <b>180,823,699</b>   | <b>122,356,147</b>   | <b>-58,467,552</b> | <b>-32.33%</b> |
| <b>Alaabta Xafiisyada</b>                                       |   |                      |                      |                    |                |
| 2211101:  | Alaabta Xafiisyadda (Stationery).                     | 99,145,600           | 99,145,600           | 0                  | 0.00%          |
| <b>Sub total</b>  |   | <b>99,145,600</b>    | <b>99,145,600</b>    | <b>0</b>           | <b>0.00%</b>   |
| <b>Kharashka Shiidaalka &amp; Saliidaha</b>                     |   |                      |                      |                    |                |
| 2211201:  | Batrootka, Naafatadda & Saliidaha.                    | 439,563,705          | 439,563,705          | 0                  | 0.00%          |
| <b>Sub total</b>  |   | <b>439,563,705</b>   | <b>439,563,705</b>   | <b>0</b>           | <b>0.00%</b>   |
| <b>Kharashaadka kale ee Hawl socodsiinta</b>                    |   |                      |                      |                    |                |
| 2211352:  | Kh/ Diyaarinta, Dib U Habaynta Iyo Faafinta Shuruucda | 390,000,000          | 390,000,000          | 0                  | 0.00%          |
| 2211353:  | Kh/Diiwaangalinta H. Maguurtada &Guurtada ah          | 400,000,000          | 400,000,000          | 0                  | 0.00%          |
| 2211387:  | Kharashyadda Yar Yar Ee Xafiisyadda                   | 127,690,200          | 127,690,200          | 0                  | 0.00%          |
| 2211390:  | Kh. Nashqadaynta Magaalooyinka                        | 1,000,000,000        | 1,558,902,031        | 558,902,031        | 55.89%         |
| <b>Sub total</b>  |   | <b>1,917,690,200</b> | <b>2,476,592,231</b> | <b>558,902,031</b> | <b>29.14%</b>  |
| <b>Daryeelka Gaadiidka</b>                                      |   |                      |                      |                    |                |
| 2220101:  | Daryeelka Gaadiidka Iyo Mishiinada                    | 99,975,465           | 104,974,238          | 4,998,773          | 5.00%          |
| <b>Sub total</b>  |   | <b>99,975,465</b>    | <b>104,974,238</b>   | <b>4,998,773</b>   | <b>5.00%</b>   |
| <b>Daryeelka Hantida kale</b>                                   |   |                      |                      |                    |                |

**251: Miisaaniyadda 2020 ee Wasaaradda Hawlaha Guud,Dhulka & Guriyaynta**

|  |                       |                       |                     |                 |
|--|-----------------------|-----------------------|---------------------|-----------------|
| 2220204: Daryeelka Xafiisyada                              | 10,000,000            |                       | -10,000,000         | -100.00%        |
| 2220215: Daryeelka Hantida Kale                            | 5,213,600             |                       | -5,213,600          | -100.00%        |
| <b>Sub total</b>   | <b>15,213,600</b>     | <b>0</b>              | <b>-15,213,600</b>  | <b>-100.00%</b> |
| <b>Mashaariicda Dawladda</b>                               |                       |                       |                     |                 |
| 2400201: Mashruuca Ciyaaraha                               | 200,000,000           | 200,000,000           | 0                   | 0.00%           |
| <b>Sub total</b>   | <b>200,000,000</b>    | <b>200,000,000</b>    | <b>0</b>            | <b>0.00%</b>    |
| <b>libsiga Gaadiidka</b>                                   |                       |                       |                     |                 |
| 3110701: libsiga Gaadiidka & Mishiinada                    | 600,000,000           | 600,000,000           | 0                   | 0.00%           |
| <b>Sub total</b>   | <b>600,000,000</b>    | <b>600,000,000</b>    | <b>0</b>            | <b>0.00%</b>    |
| <b>libsiga Qalabka kala duwan ee xafiisyada</b>            |                       |                       |                     |                 |
| 3111002: libsiga Qalabka Xafiisyada                        | 150,000,000           |                       | -150,000,000        | -100.00%        |
| 3111010: libsiga Qalabka Nalka Iyo Biyaha                  | 10,000,000            |                       | -10,000,000         | -100.00%        |
| <b>Sub total</b>   | <b>160,000,000</b>    | <b>0</b>              | <b>-160,000,000</b> | <b>-100.00%</b> |
| <b>Total: Wasaaradda Hawlaha Guud,Dhulka &amp; Guriyay</b> | <b>10,075,157,673</b> | <b>11,050,909,543</b> | <b>975,751,870</b>  | <b>9.68%</b>    |

## 261: Miisaaniyadda 2020 ee H. Duulista & Hawada.

| Madax   | Faahfaahin  | 2019                 | 2020                  | Farqi                | % Farqi        |
|---|---|----------------------|-----------------------|----------------------|----------------|
| <b>Mushaharka &amp; Gunnooyinka</b>                             |   |                      |                       |                      |                |
| 2110101:  | Mushaharka Shaqaalaha Joogtada Ah                   | 3,922,364,160        | 6,005,986,272         | 2,083,622,112        | 53.12%         |
| 2110203:  | Mushaharka Shaqaalaha kale Aan J/Ahayn              | 168,000,000          | 168,000,000           | 0                    | 0.00%          |
| 2110301:  | Gunno Xil   | 198,000,000          | 308,400,000           | 110,400,000          | 55.76%         |
| 2110303:  | Gunno Hawleed                                       | 4,918,800,000        | 5,987,760,000         | 1,068,960,000        | 21.73%         |
| 2110306:  | Gunno Ilaalo  | 40,000,000           | 40,000,000            | 0                    | 0.00%          |
| 2110308:  | Gunno Ciideed                                       |                      | 125,124,714           | 125,124,714          | 100.00%        |
| <b>Sub total</b>  |   | <b>9,247,164,160</b> | <b>12,635,270,986</b> | <b>3,388,106,826</b> | <b>36.64%</b>  |
| <b>Adeega Nalka &amp; Biyaha</b>                                |   |                      |                       |                      |                |
| 2210101:  | Isticmaalka Nalka                                   | 190,941,232          | 341,931,785           | 150,990,553          | 79.08%         |
| 2210102:  | IsticmaalkaBiyaha                                   | 312,162,000          | 257,124,233           | -55,037,767          | -17.63%        |
| <b>Sub total</b>  |   | <b>503,103,232</b>   | <b>599,056,018</b>    | <b>95,952,786</b>    | <b>19.07%</b>  |
| <b>Isgaadhsiinta</b>  |   |                      |                       |                      |                |
| 2210201:  | Isticmaalka Boosaha & Isgaadhsiinta.                | 19,639,789           | 40,639,789            | 21,000,000           | 106.93%        |
| <b>Sub total</b>  |   | <b>19,639,789</b>    | <b>40,639,789</b>     | <b>21,000,000</b>    | <b>106.93%</b> |
| <b>Kharashka Safarada Gudaha</b>                                |   |                      |                       |                      |                |
| 2210301:  | Noolka, sahayda iyo habeen dhaxyada safarada Gudaha | 18,977,504           | 22,977,504            | 4,000,000            | 21.08%         |
| <b>Sub total</b>  |   | <b>18,977,504</b>    | <b>22,977,504</b>     | <b>4,000,000</b>     | <b>21.08%</b>  |
| <b>Kharashka Daabacaadaha, Xayaysiisyada &amp; Wacyigelinta</b> |   |                      |                       |                      |                |
| 2210503:  | Wargeysyadda & Bugaagta.                            | 10,713,600           | 20,713,600            | 10,000,000           | 93.34%         |
| <b>Sub total</b>  |   | <b>10,713,600</b>    | <b>20,713,600</b>     | <b>10,000,000</b>    | <b>93.34%</b>  |
| <b>Kharashak Kirada Hantida</b>                                 |   |                      |                       |                      |                |
| 2210603:  | Ijaarka Xafiisyada                                  | 36,000,000           | 36,000,000            | 0                    | 0.00%          |
| <b>Sub total</b>  |   | <b>36,000,000</b>    | <b>36,000,000</b>     | <b>0</b>             | <b>0.00%</b>   |
| <b>Kharashka Maamuuska &amp; Martiqaadyada</b>                  |   |                      |                       |                      |                |
| 2210802:  | Martiqaadyada & Munaasibadaha                       | 6,099,520            | 10,099,520            | 4,000,000            | 65.58%         |
| 2210807:  | Kh. Dhiiri-Gelinta & Abaalmarinta.                  | 81,715,920           | 75,307,126            | -6,408,794           | -7.84%         |
| <b>Sub total</b>  |   | <b>87,815,440</b>    | <b>85,406,646</b>     | <b>-2,408,794</b>    | <b>-2.74%</b>  |
| <b>Kharashka Isticmaalka Alaabta Hawsha.</b>                    |   |                      |                       |                      |                |
| 2211016:  | Dharka & Dirayska.                                  | 50,000,000           | 60,000,000            | 10,000,000           | 20.00%         |
| <b>Sub total</b>  |   | <b>50,000,000</b>    | <b>60,000,000</b>     | <b>10,000,000</b>    | <b>20.00%</b>  |
| <b>Alaabta Xafiisyada</b>                                       |   |                      |                       |                      |                |
| 2211101:  | Alaabta Xafiisyadda (Stationery).                   | 20,320,400           | 50,320,000            | 29,999,600           | 147.63%        |
| <b>Sub total</b>  |   | <b>20,320,400</b>    | <b>50,320,000</b>     | <b>29,999,600</b>    | <b>147.63%</b> |
| <b>Kharashka Shiidaalka &amp; Saliidaha</b>                     |   |                      |                       |                      |                |
| 2211201:  | Batrootka, Naafatadda & Saliidaha.                  | 915,757,175          | 1,163,000,000         | 247,242,825          | 27.00%         |
| <b>Sub total</b>  |   | <b>915,757,175</b>   | <b>1,163,000,000</b>  | <b>247,242,825</b>   | <b>27.00%</b>  |
| <b>Kharashaadka kale ee Hawl socodsiinta</b>                    |   |                      |                       |                      |                |
| 2211338:  | Kh/ Bilicda Xafiisyada &Guryaha.                    | 97,500,000           | 97,500,000            | 0                    | 0.00%          |
| 2211361:  | Kharashka Banaynta Dhulka Dawlada                   | 400,000,000          |                       | -400,000,000         | -100.00%       |
| 2211381:  | Kharashka Duulista                                  | 1,800,000,000        |                       | -1,800,000,000       | -100.00%       |
| 2211387:  | Kharashyadda Yar Yar Ee Xafiisyadda                 | 12,200,916           | 25,400,896            | 13,199,980           | 108.19%        |

## 261: Miisaaniyadda 2020 ee H. Duulista & Hawada.

|  |                       |                       |                       |                 |
|--|-----------------------|-----------------------|-----------------------|-----------------|
| <b>Sub total</b>                             | <b>2,309,700,916</b>  | <b>122,900,896</b>    | <b>-2,186,800,020</b> | <b>-94.68%</b>  |
| <b>Daryeelka Gaadiidka</b>                   |                       |                       |                       |                 |
| 2220101: Daryeelka Gaadiidka Iyo Mishiinada  | 116,352,775           | 122,170,414           | 5,817,639             | 5.00%           |
| <b>Sub total</b>                             | <b>116,352,775</b>    | <b>122,170,414</b>    | <b>5,817,639</b>      | <b>5.00%</b>    |
| <b>Daryeelka Hantida kale</b>                |                       |                       |                       |                 |
| 2220208: Daryeelka Madaarka                  | 100,000,000           | 100,000,000           | 0                     | 0.00%           |
| 2220215: Daryeelka Hantida Kale              | 2,606,800             |                       | -2,606,800            | -100.00%        |
| <b>Sub total</b>                             | <b>102,606,800</b>    | <b>100,000,000</b>    | <b>-2,606,800</b>     | <b>-2.54%</b>   |
| <b>Mashaariicda Dawladda</b>                 |                       |                       |                       |                 |
| 2400201: Mashruuca Ciyaaraha                 | 200,000,000           | 200,000,000           | 0                     | 0.00%           |
| 2400203: Mashruuca Horumarinta Madaaradda    | 720,000,000           | 2,539,873,300         | 1,819,873,300         | 252.76%         |
| <b>Sub total</b>                             | <b>920,000,000</b>    | <b>2,739,873,300</b>  | <b>1,819,873,300</b>  | <b>197.81%</b>  |
| <b>Kaalmooyinka Qeybaha kale ee dawladda</b> |                       |                       |                       |                 |
| 2640429: Kaalmooyinka Guud.                  | 20,000,000            |                       | -20,000,000           | -100.00%        |
| <b>Sub total</b>                             | <b>20,000,000</b>     | <b>0</b>              | <b>-20,000,000</b>    | <b>-100.00%</b> |
| <b>libsiga Gaadiidka</b>                     |                       |                       |                       |                 |
| 3110701: libsiga Gaadiidka & Mishiinada      | 200,000,000           | 200,000,000           | 0                     | 0.00%           |
| <b>Sub total</b>                             | <b>200,000,000</b>    | <b>200,000,000</b>    | <b>0</b>              | <b>0.00%</b>    |
| <b>libsiga Qalabka kale</b>                  |                       |                       |                       |                 |
| 3111120: libsiga Hantida Kale Ee Dowlada     | 570,000,000           |                       | -570,000,000          | -100.00%        |
| <b>Sub total</b>                             | <b>570,000,000</b>    | <b>0</b>              | <b>-570,000,000</b>   | <b>-100.00%</b> |
| <b>Total: H. Duulista &amp; Hawada.</b>      | <b>15,148,151,791</b> | <b>17,998,329,153</b> | <b>2,850,177,362</b>  | <b>18.82%</b>   |

## 291: Miisaaniyadda 2020 ee Wasaradda Xidh Golayaasha iyo Arimaha Distorka

| Madax   | Faahfaahin  | 2019                 | 2020                 | Farqi              | % Farqi        |
|---|---|----------------------|----------------------|--------------------|----------------|
| <b>Mushaharka &amp; Gunnooyinka</b>                             |   |                      |                      |                    |                |
| 2110101:  | Mushaharka Shaqaalaha Joogtada Ah                     | 690,079,104          | 916,961,760          | 226,882,656        | 32.88%         |
| 2110203:  | Mushaharka Shaqaalaha kale Aan J/Ahayn                | 513,600,000          | 513,600,000          | 0                  | 0.00%          |
| 2110301:  | Gunno Xil   | 290,400,000          | 290,400,000          | 0                  | 0.00%          |
| 2110303:  | Gunno Hawleed   | 632,640,000          | 833,280,000          | 200,640,000        | 31.71%         |
| 2110308:  | Gunno Ciideed   |                      | 19,103,370           | 19,103,370         | 100.00%        |
| <b>Sub total</b>  |   | <b>2,126,719,104</b> | <b>2,573,345,130</b> | <b>446,626,026</b> | <b>21.00%</b>  |
| <b>Adeega Nalka &amp; Biyaha</b>                                |   |                      |                      |                    |                |
| 2210101:  | Isticmaalka Nalka                                     | 50,000,000           | 40,000,000           | -10,000,000        | -20.00%        |
| 2210102:  | IsticmaalkaBiyaha                                     | 50,000,000           | 30,000,000           | -20,000,000        | -40.00%        |
| <b>Sub total</b>  |   | <b>100,000,000</b>   | <b>70,000,000</b>    | <b>-30,000,000</b> | <b>-30.00%</b> |
| <b>Isgaadhsiinta</b>  |   |                      |                      |                    |                |
| 2210201:  | Isticmaalka Boosaha & Isgaadhsiinta.                  | 100,000,000          | 100,000,000          | 0                  | 0.00%          |
| <b>Sub total</b>  |   | <b>100,000,000</b>   | <b>100,000,000</b>   | <b>0</b>           | <b>0.00%</b>   |
| <b>Kharashka Safarada Gudaha</b>                                |   |                      |                      |                    |                |
| 2210301:  | Noolka, sahayda iyo habeen dhaxyada safarada Gudaha   | 270,000,000          | 220,000,000          | -50,000,000        | -18.52%        |
| <b>Sub total</b>  |   | <b>270,000,000</b>   | <b>220,000,000</b>   | <b>-50,000,000</b> | <b>-18.52%</b> |
| <b>Kharashka Daabacaadaha, Xayeysiisyada &amp; Wacyigelinta</b> |   |                      |                      |                    |                |
| 2210503:  | Wargeysyadda & Bugaagta.                              | 16,800,000           | 16,800,000           | 0                  | 0.00%          |
| <b>Sub total</b>  |   | <b>16,800,000</b>    | <b>16,800,000</b>    | <b>0</b>           | <b>0.00%</b>   |
| <b>Kharashak Kirada Hantida</b>                                 |   |                      |                      |                    |                |
| 2210603:  | Ijaarka Xafiisyada                                    | 198,000,000          | 198,000,000          | 0                  | 0.00%          |
| <b>Sub total</b>  |   | <b>198,000,000</b>   | <b>198,000,000</b>   | <b>0</b>           | <b>0.00%</b>   |
| <b>Kharashka Maamuuska &amp; Martiqaadyada</b>                  |   |                      |                      |                    |                |
| 2210802:  | Martiqaadyada & Munaasibadaha                         | 250,000,000          | 350,000,000          | 100,000,000        | 40.00%         |
| 2210807:  | Kh. Dhiiri-Gelinta & Abaalmarinta.                    | 114,096,940          | 45,382,724           | -68,714,216        | -60.22%        |
| <b>Sub total</b>  |   | <b>364,096,940</b>   | <b>395,382,724</b>   | <b>31,285,784</b>  | <b>8.59%</b>   |
| <b>Alaabta Xafiisyada</b>                                       |   |                      |                      |                    |                |
| 2211101:  | Alaabta Xafiisyadda (Stationery).                     | 332,000,000          | 282,000,000          | -50,000,000        | -15.06%        |
| <b>Sub total</b>  |   | <b>332,000,000</b>   | <b>282,000,000</b>   | <b>-50,000,000</b> | <b>-15.06%</b> |
| <b>Kharashka Shiidaalka &amp; Saliidaha</b>                     |   |                      |                      |                    |                |
| 2211201:  | Batrootka, Naafatadda & Saliidaha.                    | 350,000,000          | 480,000,000          | 130,000,000        | 37.14%         |
| <b>Sub total</b>  |   | <b>350,000,000</b>   | <b>480,000,000</b>   | <b>130,000,000</b> | <b>37.14%</b>  |
| <b>Kharashaadka kale ee Hawl socodsiinta</b>                    |   |                      |                      |                    |                |
| 2211341:  | Barmaamijyada Hawlaha Shaqada                         | 146,000,000          |                      | -146,000,000       | -100.00%       |
| 2211352:  | Kh/ Diyaarinta, Dib U Habaynta Iyo Faafinta Shuruucda | 1,000,000,000        | 1,210,000,000        | 210,000,000        | 21.00%         |
| 2211379:  | Kh. Horumarinta Astaamaha Qaranka                     | 182,030,000          | 660,000,000          | 477,970,000        | 262.58%        |
| 2211387:  | Kharashyadda Yar Yar Ee Xafiisyadda                   | 15,000,000           | 40,000,000           | 25,000,000         | 166.67%        |
| 2211397:  | Kharashka Horumarinta Dastuurka                       | 1,000,000,000        | 1,100,000,000        | 100,000,000        | 10.00%         |
| 2211398:  | Kh. Hawlgalka Xidhiidhka goleyaasha                   |                      | 210,000,000          | 210,000,000        | 100.00%        |
| <b>Sub total</b>  |   | <b>2,343,030,000</b> | <b>3,220,000,000</b> | <b>876,970,000</b> | <b>37.43%</b>  |
| <b>Daryeelka Gaadiidka</b>                                      |   |                      |                      |                    |                |

## 291: Miisaaniyadda 2020 ee Wasaradda Xidh Golayaasha iyo Arimaha Distorka

|   |                      |                      |                      |                 |
|---|----------------------|----------------------|----------------------|-----------------|
| 2220101: Daryeelka Gaadiidka Iyo Mishiinada               | 80,000,000           | 84,000,000           | 4,000,000            | 5.00%           |
| <b>Sub total</b>  | <b>80,000,000</b>    | <b>84,000,000</b>    | <b>4,000,000</b>     | <b>5.00%</b>    |
| <b>Daryeelka Hantida kale</b>                             |                      |                      |                      |                 |
| 2220204: Daryeelka Xafiisyada                             | 1,117,200            |                      | -1,117,200           | -100.00%        |
| <b>Sub total</b>  | <b>1,117,200</b>     | <b>0</b>             | <b>-1,117,200</b>    | <b>-100.00%</b> |
| <b>libsiga Gaadiidka</b>                                  |                      |                      |                      |                 |
| 3110701: libsiga Gaadiidka & Mishiinada                   | 200,000,000          |                      | -200,000,000         | -100.00%        |
| <b>Sub total</b>  | <b>200,000,000</b>   | <b>0</b>             | <b>-200,000,000</b>  | <b>-100.00%</b> |
| <b>libsiga Qalabka kala duwan ee xafiisyada</b>           |                      |                      |                      |                 |
| 3111002: libsiga Qalabka Xafiisyada                       | 125,000,000          |                      | -125,000,000         | -100.00%        |
| 3111010: libsiga Qalabka Nalka Iyo Biyaha                 | 5,000,000            |                      | -5,000,000           | -100.00%        |
| <b>Sub total</b>  | <b>130,000,000</b>   | <b>0</b>             | <b>-130,000,000</b>  | <b>-100.00%</b> |
| <b>libsiga Qalabka kale</b>                               |                      |                      |                      |                 |
| 3111111: libsiga Qalabaka Boosaha & Isgaadhsiinta.        | 5,000,000            |                      | -5,000,000           | -100.00%        |
| <b>Sub total</b>  | <b>5,000,000</b>     | <b>0</b>             | <b>-5,000,000</b>    | <b>-100.00%</b> |
| <b>Total: Wasaradda Xidh Golayaasha iyo Arimaha Disto</b> | <b>6,616,763,244</b> | <b>7,639,527,854</b> | <b>1,022,764,610</b> | <b>15.46%</b>   |



## 292: Miisaaniyadda 2020 ee Komishanka dib u habaynta shuruucda

| Madax   | Faahfaahin  | 2019     | 2020                 | Farqi                | % Farqi        |
|---|---|----------|----------------------|----------------------|----------------|
| <b>Mushaharka &amp; Gunnooyinka</b>               |   |          |                      |                      |                |
| 2110101:  | Mushaharka Shaqaalaha Joogtada Ah                     |          | 109,878,912          | 109,878,912          | 100.00%        |
| 2110203:  | Mushaharka Shaqaalaha kale Aan J/Ahayn                |          | 240,000,000          | 240,000,000          | 100.00%        |
| 2110301:  | Gunno Xil   |          | 270,000,000          | 270,000,000          | 100.00%        |
| 2110303:  | Gunno Hawleed   |          | 141,360,000          | 141,360,000          | 100.00%        |
| 2110308:  | Gunno Ciideed   |          | 2,289,144            | 2,289,144            | 100.00%        |
| <b>Sub total</b>                                  |   | <b>0</b> | <b>763,528,056</b>   | <b>763,528,056</b>   | <b>100.00%</b> |
| <b>Adeega Nalka &amp; Biyaha</b>                  |   |          |                      |                      |                |
| 2210101:  | Isticmaalka Nalka                                     |          | 12,000,000           | 12,000,000           | 100.00%        |
| 2210102:  | IsticmaalkaBiyaha                                     |          | 4,000,000            | 4,000,000            | 100.00%        |
| <b>Sub total</b>                                  |   | <b>0</b> | <b>16,000,000</b>    | <b>16,000,000</b>    | <b>100.00%</b> |
| <b>Isgaadhsiinta</b>                              |   |          |                      |                      |                |
| 2210201:  | Isticmaalka Boosaha & Isgaadhsiinta.                  |          | 40,000,000           | 40,000,000           | 100.00%        |
| <b>Sub total</b>                                  |   | <b>0</b> | <b>40,000,000</b>    | <b>40,000,000</b>    | <b>100.00%</b> |
| <b>Alaabta Xafiisyada</b>                         |   |          |                      |                      |                |
| 2211101:  | Alaabta Xafiisyadda (Stationery).                     |          | 22,000,000           | 22,000,000           | 100.00%        |
| <b>Sub total</b>                                  |   | <b>0</b> | <b>22,000,000</b>    | <b>22,000,000</b>    | <b>100.00%</b> |
| <b>Kharashka Shiidaalka &amp; Saliidaha</b>       |   |          |                      |                      |                |
| 2211201:  | Batroomka, Naafatadda & Saliidaha.                    |          | 80,000,000           | 80,000,000           | 100.00%        |
| <b>Sub total</b>                                  |   | <b>0</b> | <b>80,000,000</b>    | <b>80,000,000</b>    | <b>100.00%</b> |
| <b>Kharashaadka kale ee Hawl socodsiinta</b>      |   |          |                      |                      |                |
| 2211352:  | Kh/ Diyaarinta, Dib U Habaynta Iyo Faafinta Shuruucda |          | 877,710,856          | 877,710,856          | 100.00%        |
| 2211387:  | Kharashyadda Yar Yar Ee Xafiisyadda                   |          | 5,000,000            | 5,000,000            | 100.00%        |
| <b>Sub total</b>                                  |   | <b>0</b> | <b>882,710,856</b>   | <b>882,710,856</b>   | <b>100.00%</b> |
| <b>Daryeelka Gaadiidka</b>                        |   |          |                      |                      |                |
| 2220101:  | Daryeelka Gaadiidka Iyo Mishiinada                    |          | 45,000,000           | 45,000,000           | 100.00%        |
| <b>Sub total</b>                                  |   | <b>0</b> | <b>45,000,000</b>    | <b>45,000,000</b>    | <b>100.00%</b> |
| <b>Daryeelka Hantida kale</b>                     |   |          |                      |                      |                |
| 2220205:  | Daryeelka Guryaha                                     |          | 100,000,000          | 100,000,000          | 100.00%        |
| <b>Sub total</b>                                  |   | <b>0</b> | <b>100,000,000</b>   | <b>100,000,000</b>   | <b>100.00%</b> |
| <b>Iibsiga Gaadiidka</b>                          |   |          |                      |                      |                |
| 3110701:  | Iibsiga Gaadiidka & Mishiinada                        |          | 51,000,000           | 51,000,000           | 100.00%        |
| <b>Sub total</b>                                  |   | <b>0</b> | <b>51,000,000</b>    | <b>51,000,000</b>    | <b>100.00%</b> |
| <b>Total: Komishanka dib u habaynta shuruucda</b> |   | <b>0</b> | <b>2,000,238,912</b> | <b>2,000,238,912</b> | <b>#Div/0!</b> |

### 301: Miisaaniyadda 2020 ee Wasaaradda Shaqagalinta, A. Bulshada & Qoyska

| Madax   | Faahfaahin  | 2019                 | 2020                 | Farqi              | % Farqi        |
|---|---|----------------------|----------------------|--------------------|----------------|
| <b>Mushaharka &amp; Gunnooyinka</b>                             |   |                      |                      |                    |                |
| 2110101:  | Mushaharka Shaqaalaha Joogtada Ah                     | 2,472,934,464        | 2,673,747,648        | 200,813,184        | 8.12%          |
| 2110203:  | Mushaharka Shaqaalaha kale Aan J/Ahayn                | 213,600,000          | 213,600,000          | 0                  | 0.00%          |
| 2110301:  | Gunno Xil   | 416,400,000          | 416,400,000          | 0                  | 0.00%          |
| 2110303:  | Gunno Hawleed   | 2,224,320,000        | 2,414,400,000        | 190,080,000        | 8.55%          |
| 2110306:  | Gunno Ilaalo  | 19,200,000           | 19,200,000           | 0                  | 0.00%          |
| 2110308:  | Gunno Ciideed   |                      | 55,703,076           | 55,703,076         | 100.00%        |
| <b>Sub total</b>  |   | <b>5,346,454,464</b> | <b>5,793,050,724</b> | <b>446,596,260</b> | <b>8.35%</b>   |
| <b>Adeega Nalka &amp; Biyaha</b>                                |   |                      |                      |                    |                |
| 2210101:  | Isticmaalka Nalka                                     | 90,000,000           | 100,000,000          | 10,000,000         | 11.11%         |
| 2210102:  | IsticmaalkaBiyaha                                     | 40,000,000           | 50,000,000           | 10,000,000         | 25.00%         |
| <b>Sub total</b>  |   | <b>130,000,000</b>   | <b>150,000,000</b>   | <b>20,000,000</b>  | <b>15.38%</b>  |
| <b>Isgaadhsiinta</b>  |   |                      |                      |                    |                |
| 2210201:  | Isticmaalka Boosaha & Isgaadhsiinta.                  | 74,492,834           | 94,296,924           | 19,804,090         | 26.59%         |
| <b>Sub total</b>  |   | <b>74,492,834</b>    | <b>94,296,924</b>    | <b>19,804,090</b>  | <b>26.59%</b>  |
| <b>Kharashka Safarada Gudaha</b>                                |   |                      |                      |                    |                |
| 2210301:  | Noolka, sahayda iyo habeen dhaxyada safarada Gudaha   | 120,000,000          | 120,000,000          | 0                  | 0.00%          |
| <b>Sub total</b>  |   | <b>120,000,000</b>   | <b>120,000,000</b>   | <b>0</b>           | <b>0.00%</b>   |
| <b>Kharashka Safarada Debadda</b>                               |   |                      |                      |                    |                |
| 2210401:  | Noolka, sahayda iyo habeen dhaxyada Safarada Dibadda. |                      | 100,000,000          | 100,000,000        | 100.00%        |
| <b>Sub total</b>  |   | <b>0</b>             | <b>100,000,000</b>   | <b>100,000,000</b> | <b>100.00%</b> |
| <b>Kharashka Daabacaadaha, Xayeysiisyada &amp; Wacyigelinta</b> |   |                      |                      |                    |                |
| 2210503:  | Wargeysyadda & Bugaagta.                              | 7,213,600            | 8,000,000            | 786,400            | 10.90%         |
| 2210504:  | Kharashka Wacyigelinta                                | 100,000,000          | 100,000,000          | 0                  | 0.00%          |
| <b>Sub total</b>  |   | <b>107,213,600</b>   | <b>108,000,000</b>   | <b>786,400</b>     | <b>0.73%</b>   |
| <b>Kharashak Kirada Hantida</b>                                 |   |                      |                      |                    |                |
| 2210603:  | Ijaarka Xafiisyada                                    | 44,000,000           | 66,000,000           | 22,000,000         | 50.00%         |
| <b>Sub total</b>  |   | <b>44,000,000</b>    | <b>66,000,000</b>    | <b>22,000,000</b>  | <b>50.00%</b>  |
| <b>Kharashka Maamuuska &amp; Martiqaadyada</b>                  |   |                      |                      |                    |                |
| 2210802:  | Martiqaadyada & Munaasibadaha                         | 69,000,000           | 69,000,000           | 0                  | 0.00%          |
| 2210807:  | Kh. Dhiiri-Gelinta & Abaalmarinta.                    | 51,519,468           |                      | -51,519,468        | -100.00%       |
| <b>Sub total</b>  |   | <b>120,519,468</b>   | <b>69,000,000</b>    | <b>-51,519,468</b> | <b>-42.75%</b> |
| <b>Kharashka Isticmaalka Alaabta Hawsha.</b>                    |   |                      |                      |                    |                |
| 2211015:  | Rashinka Iyo Wixii Soo Raaca                          | 810,800,000          | 834,569,468          | 23,769,468         | 2.93%          |
| <b>Sub total</b>  |   | <b>810,800,000</b>   | <b>834,569,468</b>   | <b>23,769,468</b>  | <b>2.93%</b>   |
| <b>Alaabta Xafiisyada</b>                                       |   |                      |                      |                    |                |
| 2211101:  | Alaabta Xafiisyadda (Stationery).                     | 100,000,000          | 100,000,000          | 0                  | 0.00%          |
| <b>Sub total</b>  |   | <b>100,000,000</b>   | <b>100,000,000</b>   | <b>0</b>           | <b>0.00%</b>   |
| <b>Kharashka Shiidaalka &amp; Saliidaha</b>                     |   |                      |                      |                    |                |
| 2211201:  | Batrootka, Naafatadda & Saliidaha.                    | 443,000,000          | 477,681,756          | 34,681,756         | 7.83%          |
| <b>Sub total</b>  |   | <b>443,000,000</b>   | <b>477,681,756</b>   | <b>34,681,756</b>  | <b>7.83%</b>   |
| <b>Kharashaadka kale ee Hawl socodsiinta</b>                    |   |                      |                      |                    |                |

### 301: Miisaaniyadda 2020 ee Wasaaradda Shaqagalinta, A. Bulshada & Qoyska

|   |                       |                       |                      |                 |
|---|-----------------------|-----------------------|----------------------|-----------------|
| 2211338: Kh/ Bilicda Xafiisyada &Guryaha.                     | 30,000,000            | 30,000,000            | 0                    | 0.00%           |
| 2211371: Kharashka Shaqo-abuurka                              | 300,000,000           | 500,000,000           | 200,000,000          | 66.67%          |
| 2211387: Kharashyadda Yar Yar Ee Xafiisyadda                  | 26,000,000            | 26,000,000            | 0                    | 0.00%           |
| 2211393: Kharashka Tirakoobka                                 | 250,000,000           | 250,000,000           | 0                    | 0.00%           |
| <b>Sub total</b>  | <b>606,000,000</b>    | <b>806,000,000</b>    | <b>200,000,000</b>   | <b>33.00%</b>   |
| <b>Daryeelka Gaadiidka</b>                                    |                       |                       |                      |                 |
| 2220101: Daryeelka Gaadiidka Iyo Mishiinada                   | 155,000,000           | 162,750,000           | 7,750,000            | 5.00%           |
| <b>Sub total</b>  | <b>155,000,000</b>    | <b>162,750,000</b>    | <b>7,750,000</b>     | <b>5.00%</b>    |
| <b>Daryeelka Hantida kale</b>                                 |                       |                       |                      |                 |
| 2220204: Daryeelka Xafiisyada                                 | 7,828,864             |                       | -7,828,864           | -100.00%        |
| 2220215: Daryeelka Hantida Kale                               | 2,085,440             |                       | -2,085,440           | -100.00%        |
| <b>Sub total</b>  | <b>9,914,304</b>      | <b>0</b>              | <b>-9,914,304</b>    | <b>-100.00%</b> |
| <b>Kaalmooyinka Qeybaha kale ee dawladda</b>                  |                       |                       |                      |                 |
| 2640401: Kaalmada Ururada Naafada                             | 450,000,000           | 950,000,000           | 500,000,000          | 111.11%         |
| 2640412: Kaalmada Dhimirka Snm                                | 1,600,000,000         | 1,600,000,000         | 0                    | 0.00%           |
| 2640429: Kaalmooyinka Guud.                                   | 100,000,000           |                       | -100,000,000         | -100.00%        |
| 2640433: Kaalmada Ururka Now                                  | 1,000,000,000         | 1,100,000,000         | 100,000,000          | 10.00%          |
| 2640434: Kaalmada Darbijiifka Burco                           | 300,000,000           | 300,000,000           | 0                    | 0.00%           |
| 2640437: Kaalmada Ururka Shaqaalaha                           | 100,000,000           | 100,000,000           | 0                    | 0.00%           |
| 2640442: Kaalmada Dadka Nugul                                 | 150,000,000           | 250,000,000           | 100,000,000          | 66.67%          |
| <b>Sub total</b>  | <b>3,700,000,000</b>  | <b>4,300,000,000</b>  | <b>600,000,000</b>   | <b>16.22%</b>   |
| <b>Dhismayaasha</b>   |                       |                       |                      |                 |
| 3110202: Dhismayasha Xafiisyada, Dugsiyada iyo Cisbitalada    | 100,000,000           |                       | -100,000,000         | -100.00%        |
| <b>Sub total</b>  | <b>100,000,000</b>    | <b>0</b>              | <b>-100,000,000</b>  | <b>-100.00%</b> |
| <b>libsiga Gaadiidka</b>                                      |                       |                       |                      |                 |
| 3110701: libsiga Gaadiidka & Mishiinada                       | 100,000,000           |                       | -100,000,000         | -100.00%        |
| <b>Sub total</b>  | <b>100,000,000</b>    | <b>0</b>              | <b>-100,000,000</b>  | <b>-100.00%</b> |
| <b>libsiga Qalabka kala duwan ee xafiisyada</b>               |                       |                       |                      |                 |
| 3111002: libsiga Qalabka Xafiisyada                           | 30,000,000            |                       | -30,000,000          | -100.00%        |
| <b>Sub total</b>  | <b>30,000,000</b>     | <b>0</b>              | <b>-30,000,000</b>   | <b>-100.00%</b> |
| <b>Total: Wasaaradda Shaqagalinta, A. Bulshada &amp; Qoys</b> | <b>11,997,394,670</b> | <b>13,181,348,872</b> | <b>1,183,954,202</b> | <b>9.87%</b>    |

### 311: Miisaaniyadda 2020 ee Wasaaradda Ciyaaraha iyo Dhalinyarada.

| Madax   | Faahfaahin  | 2019                 | 2020                 | Farqi              | % Farqi        |
|---|---|----------------------|----------------------|--------------------|----------------|
| <b>Mushaharka &amp; Gunnooyinka</b>                             |   |                      |                      |                    |                |
| 2110101:  | Mushaharka Shaqaalaha Joojtada Ah                     | 1,630,474,560        | 1,790,968,608        | 160,494,048        | 9.84%          |
| 2110203:  | Mushaharka Shaqaalaha kale Aan J/Ahayn                | 585,600,000          | 1,035,600,000        | 450,000,000        | 76.84%         |
| 2110301:  | Gunno Xil   | 386,400,000          | 386,400,000          | 0                  | 0.00%          |
| 2110303:  | Gunno Hawleed   | 1,499,520,000        | 1,655,040,000        | 155,520,000        | 10.37%         |
| 2110308:  | Gunno Ciideed   |                      | 37,311,846           | 37,311,846         | 100.00%        |
| <b>Sub total</b>  |   | <b>4,101,994,560</b> | <b>4,905,320,454</b> | <b>803,325,894</b> | <b>19.58%</b>  |
| <b>Adeega Nalka &amp; Biyaha</b>                                |   |                      |                      |                    |                |
| 2210101:  | Isticmaalka Nalka                                     | 49,384,480           | 98,768,480           | 49,384,000         | 100.00%        |
| 2210102:  | IsticmaalkaBiyaha                                     | 15,000,000           | 15,000,000           | 0                  | 0.00%          |
| <b>Sub total</b>  |   | <b>64,384,480</b>    | <b>113,768,480</b>   | <b>49,384,000</b>  | <b>76.70%</b>  |
| <b>Isgaadhsiinta</b>  |   |                      |                      |                    |                |
| 2210201:  | Isticmaalka Boosaha & Isgaadhsiinta.                  | 50,000,000           | 199,800,000          | 149,800,000        | 299.60%        |
| <b>Sub total</b>  |   | <b>50,000,000</b>    | <b>199,800,000</b>   | <b>149,800,000</b> | <b>299.60%</b> |
| <b>Kharashka Safarada Gudaha</b>                                |   |                      |                      |                    |                |
| 2210301:  | Noolka, sahayda iyo habeen dhaxyada safarada Gudaha   | 48,000,000           | 50,435,076           | 2,435,076          | 5.07%          |
| <b>Sub total</b>  |   | <b>48,000,000</b>    | <b>50,435,076</b>    | <b>2,435,076</b>   | <b>5.07%</b>   |
| <b>Kharashka Safarada Debadda</b>                               |   |                      |                      |                    |                |
| 2210401:  | Noolka, sahayda iyo habeen dhaxyada Safarada Dibadda. | 300,000,000          | 300,000,000          | 0                  | 0.00%          |
| <b>Sub total</b>  |   | <b>300,000,000</b>   | <b>300,000,000</b>   | <b>0</b>           | <b>0.00%</b>   |
| <b>Kharashka Daabacaadaha, Xayeysiisyada &amp; Wacyigelinta</b> |   |                      |                      |                    |                |
| 2210503:  | Wargeysyadda & Bugaagta.                              | 8,649,520            | 35,649,520           | 27,000,000         | 312.16%        |
| 2210504:  | Kharashka Wacyigalinta                                | 221,000,000          | 321,000,000          | 100,000,000        | 45.25%         |
| <b>Sub total</b>  |   | <b>229,649,520</b>   | <b>356,649,520</b>   | <b>127,000,000</b> | <b>55.30%</b>  |
| <b>Kharashak Kirada Hantida</b>                                 |   |                      |                      |                    |                |
| 2210603:  | Ijaarka Xafiisyada                                    | 70,000,000           | 100,000,000          | 30,000,000         | 42.86%         |
| <b>Sub total</b>  |   | <b>70,000,000</b>    | <b>100,000,000</b>   | <b>30,000,000</b>  | <b>42.86%</b>  |
| <b>Kharashka Maamuuska &amp; Martiqaadyada</b>                  |   |                      |                      |                    |                |
| 2210802:  | Martiqaadyada & Munaasibadaha                         | 170,948,560          | 170,948,560          | 0                  | 0.00%          |
| 2210807:  | Kh. Dhiiri-Gelinta & Abaalmarinta.                    | 33,968,220           | 160,688,174          | 126,719,954        | 373.05%        |
| <b>Sub total</b>  |   | <b>204,916,780</b>   | <b>331,636,734</b>   | <b>126,719,954</b> | <b>61.84%</b>  |
| <b>Kharashka Isticmaalka Alaabta Hawsha.</b>                    |   |                      |                      |                    |                |
| 2211016:  | Dharka & Dirayska.                                    | 131,281,600          | 200,054,020          | 68,772,420         | 52.39%         |
| <b>Sub total</b>  |   | <b>131,281,600</b>   | <b>200,054,020</b>   | <b>68,772,420</b>  | <b>52.39%</b>  |
| <b>Alaabta Xafiisyada</b>                                       |   |                      |                      |                    |                |
| 2211101:  | Alaabta Xafiisyadda (Stationery).                     | 30,427,200           | 70,427,000           | 39,999,800         | 131.46%        |
| <b>Sub total</b>  |   | <b>30,427,200</b>    | <b>70,427,000</b>    | <b>39,999,800</b>  | <b>131.46%</b> |
| <b>Kharashka Shiidaalka &amp; Saliidaha</b>                     |   |                      |                      |                    |                |
| 2211201:  | Batrootka, Naafatadda & Saliidaha.                    | 330,000,000          | 339,124,088          | 9,124,088          | 2.76%          |
| <b>Sub total</b>  |   | <b>330,000,000</b>   | <b>339,124,088</b>   | <b>9,124,088</b>   | <b>2.76%</b>   |
| <b>Kharashaadka kale ee Hawl socodsiinta</b>                    |   |                      |                      |                    |                |
| 2211341:  | Barmaamijyada Hawlaha Shaqada                         | 450,000,000          |                      | -450,000,000       | -100.00%       |

### 311: Miisaaniyadda 2020 ee Wasaaradda Ciyaaraha iyo Dhalinyarada.

|  |                       |                       |                       |                 |
|--|-----------------------|-----------------------|-----------------------|-----------------|
| 2211387: Kharashyadda Yar Yar Ee Xafiisyadda         | 6,256,320             | 52,256,520            | 46,000,200            | 735.26%         |
| <b>Sub total</b>                                     | <b>456,256,320</b>    | <b>52,256,520</b>     | <b>-403,999,800</b>   | <b>-88.55%</b>  |
| <b>Daryeelka Gaadiidka</b>                           |                       |                       |                       |                 |
| 2220101: Daryeelka Gaadiidka Iyo Mishiinada          | 124,000,000           | 130,200,000           | 6,200,000             | 5.00%           |
| <b>Sub total</b>                                     | <b>124,000,000</b>    | <b>130,200,000</b>    | <b>6,200,000</b>      | <b>5.00%</b>    |
| <b>Daryeelka Hantida kale</b>                        |                       |                       |                       |                 |
| 2220215: Daryeelka Hantida Kale                      | 1,306,760,000         |                       | -1,306,760,000        | -100.00%        |
| <b>Sub total</b>                                     | <b>1,306,760,000</b>  | <b>0</b>              | <b>-1,306,760,000</b> | <b>-100.00%</b> |
| <b>Mashaariicda Dawladda</b>                         |                       |                       |                       |                 |
| 2400201: Mashruuca Ciyaaraha                         | 1,630,000,000         | 3,300,000,000         | 1,670,000,000         | 102.45%         |
| 2400219: Mashruuca Horumarinta Dhalinyarada          | 2,000,000,000         | 2,000,000,000         | 0                     | 0.00%           |
| <b>Sub total</b>                                     | <b>3,630,000,000</b>  | <b>5,300,000,000</b>  | <b>1,670,000,000</b>  | <b>46.01%</b>   |
| <b>Kaalmooyinka Qeybaha kale ee dawladda</b>         |                       |                       |                       |                 |
| 2640443: Kaalmada Dallada SONYO                      |                       | 300,000,000           | 300,000,000           | 100.00%         |
| <b>Sub total</b>                                     | <b>0</b>              | <b>300,000,000</b>    | <b>300,000,000</b>    | <b>100.00%</b>  |
| <b>Dhismayaasha</b>                                  |                       |                       |                       |                 |
| 3110299: Dhismayaasha Kale Ee Dowlada                | 2,284,650,000         | 5,109,000,000         | 2,824,350,000         | 123.62%         |
| <b>Sub total</b>                                     | <b>2,284,650,000</b>  | <b>5,109,000,000</b>  | <b>2,824,350,000</b>  | <b>123.62%</b>  |
| <b>libsiga Gaadiidka</b>                             |                       |                       |                       |                 |
| 3110701: libsiga Gaadiidka & Mishiinada              | 70,000,000            |                       | -70,000,000           | -100.00%        |
| <b>Sub total</b>                                     | <b>70,000,000</b>     | <b>0</b>              | <b>-70,000,000</b>    | <b>-100.00%</b> |
| <b>libsiga Qalabka kala duwan ee xafiisyada</b>      |                       |                       |                       |                 |
| 3111002: libsiga Qalabka Xafiisyada                  | 100,000,000           |                       | -100,000,000          | -100.00%        |
| <b>Sub total</b>                                     | <b>100,000,000</b>    | <b>0</b>              | <b>-100,000,000</b>   | <b>-100.00%</b> |
| <b>libsiga Qalabka kale</b>                          |                       |                       |                       |                 |
| 3111120: libsiga Hantida Kale Ee Dowlada             | 720,000,000           |                       | -720,000,000          | -100.00%        |
| <b>Sub total</b>                                     | <b>720,000,000</b>    | <b>0</b>              | <b>-720,000,000</b>   | <b>-100.00%</b> |
| <b>Total: Wasaaradda Ciyaaraha iyo Dhalinyarada.</b> | <b>14,252,320,460</b> | <b>17,858,671,892</b> | <b>3,606,351,432</b>  | <b>25.30%</b>   |

### 321: Miisaaniyadda 2020 ee Guddiga Doorshooyinka Qaranka.

| Madax   | Faahfaahin  | 2019                 | 2020                 | Farqi             | % Farqi        |
|---|---|----------------------|----------------------|-------------------|----------------|
| <b>Mushaharka &amp; Gunnooyinka</b>                             |   |                      |                      |                   |                |
| 2110101:  | Mushaharka Shaqaalaha Joojtada Ah                     | 762,974,784          | 762,974,784          | 0                 | 0.00%          |
| 2110203:  | Mushaharka Shaqaalaha kale Aan J/Ahayn                | 1,128,000,000        | 1,128,000,000        | 0                 | 0.00%          |
| 2110301:  | Gunno Xil   | 1,051,800,000        | 1,051,800,000        | 0                 | 0.00%          |
| 2110303:  | Gunno Hawleed   | 712,800,000          | 712,800,000          | 0                 | 0.00%          |
| 2110306:  | Gunno Ilaalo  | 180,000,000          | 180,000,000          | 0                 | 0.00%          |
| 2110308:  | Gunno Ciideed   |                      | 15,895,308           | 15,895,308        | 100.00%        |
| <b>Sub total</b>  |   | <b>3,835,574,784</b> | <b>3,851,470,092</b> | <b>15,895,308</b> | <b>0.41%</b>   |
| <b>Adeega Nalka &amp; Biyaha</b>                                |   |                      |                      |                   |                |
| 2210101:  | Isticmaalka Nalka                                     | 61,991,280           | 75,991,280           | 14,000,000        | 22.58%         |
| <b>Sub total</b>  |   | <b>61,991,280</b>    | <b>75,991,280</b>    | <b>14,000,000</b> | <b>22.58%</b>  |
| <b>Isgaadhsiinta</b>  |   |                      |                      |                   |                |
| 2210201:  | Isticmaalka Boosaha & Isgaadhsiinta.                  | 48,750,612           | 78,750,612           | 30,000,000        | 61.54%         |
| <b>Sub total</b>  |   | <b>48,750,612</b>    | <b>78,750,612</b>    | <b>30,000,000</b> | <b>61.54%</b>  |
| <b>Kharashka Safarada Gudaha</b>                                |   |                      |                      |                   |                |
| 2210301:  | Noolka, sahayda iyo habeen dhaxyada safarada Gudaha   | 150,025,280          | 150,025,280          | 0                 | 0.00%          |
| <b>Sub total</b>  |   | <b>150,025,280</b>   | <b>150,025,280</b>   | <b>0</b>          | <b>0.00%</b>   |
| <b>Kharashka Safarada Debadda</b>                               |   |                      |                      |                   |                |
| 2210401:  | Noolka, sahayda iyo habeen dhaxyada Safarada Dibadda. | 300,000,000          | 300,000,000          | 0                 | 0.00%          |
| <b>Sub total</b>  |   | <b>300,000,000</b>   | <b>300,000,000</b>   | <b>0</b>          | <b>0.00%</b>   |
| <b>Kharashka Daabacaadaha, Xayeysiisyada &amp; Wacyigelinta</b> |   |                      |                      |                   |                |
| 2210503:  | Wargeysyadda & Bugaagta.                              | 7,000,000            | 7,000,000            | 0                 | 0.00%          |
| <b>Sub total</b>  |   | <b>7,000,000</b>     | <b>7,000,000</b>     | <b>0</b>          | <b>0.00%</b>   |
| <b>Kharashak Kirada Hantida</b>                                 |   |                      |                      |                   |                |
| 2210603:  | Ijaarka Xafiisyada                                    | 158,000,000          | 158,000,000          | 0                 | 0.00%          |
| <b>Sub total</b>  |   | <b>158,000,000</b>   | <b>158,000,000</b>   | <b>0</b>          | <b>0.00%</b>   |
| <b>Kharashka Maamuuska &amp; Martiqaadyada</b>                  |   |                      |                      |                   |                |
| 2210802:  | Martiqaadyada & Munaasibadaha                         | 4,518,082            | 34,518,082           | 30,000,000        | 664.00%        |
| 2210807:  | Kh. Dhiiri-Gelinta & Abaalmarinta.                    | 15,895,308           |                      | -15,895,308       | -100.00%       |
| <b>Sub total</b>  |   | <b>20,413,390</b>    | <b>34,518,082</b>    | <b>14,104,692</b> | <b>69.10%</b>  |
| <b>Alaabta Xafiisyada</b>                                       |   |                      |                      |                   |                |
| 2211101:  | Alaabta Xafiisyadda (Stationery).                     | 40,427,200           | 70,427,200           | 30,000,000        | 74.21%         |
| <b>Sub total</b>  |   | <b>40,427,200</b>    | <b>70,427,200</b>    | <b>30,000,000</b> | <b>74.21%</b>  |
| <b>Kharashka Shiidaalka &amp; Saliidaha</b>                     |   |                      |                      |                   |                |
| 2211201:  | Batrootka, Naafatadda & Saliidaha.                    | 400,000,000          | 400,000,000          | 0                 | 0.00%          |
| <b>Sub total</b>  |   | <b>400,000,000</b>   | <b>400,000,000</b>   | <b>0</b>          | <b>0.00%</b>   |
| <b>Kharashaadka kale ee Hawl socodsiinta</b>                    |   |                      |                      |                   |                |
| 2211387:  | Kharashyadda Yar Yar Ee Xafiisyadda                   | 7,000,000            | 21,885,623           | 14,885,623        | 212.65%        |
| <b>Sub total</b>  |   | <b>7,000,000</b>     | <b>21,885,623</b>    | <b>14,885,623</b> | <b>212.65%</b> |
| <b>Daryeelka Gaadiidka</b>                                      |   |                      |                      |                   |                |
| 2220101:  | Daryeelka Gaadiidka Iyo Mishiinada                    | 97,130,000           | 101,986,500          | 4,856,500         | 5.00%          |
| <b>Sub total</b>  |   | <b>97,130,000</b>    | <b>101,986,500</b>   | <b>4,856,500</b>  | <b>5.00%</b>   |

### 321: Miisaaniyadda 2020 ee Guddiga Doorshooyinka Qaranka.

#### *Daryeelka Hantida kale*

|                               |                    |          |                     |                 |
|-------------------------------|--------------------|----------|---------------------|-----------------|
| 2220204: Daryeelka Xafiisyada | 132,000,000        |          | -132,000,000        | -100.00%        |
| <b>Sub total</b>              | <b>132,000,000</b> | <b>0</b> | <b>-132,000,000</b> | <b>-100.00%</b> |

#### *Mashaariicda Dawladda*

|  |                       |                       |          |              |
|--|-----------------------|-----------------------|----------|--------------|
| 2400211: Mashruuca doorashooyinka Doorashada | 28,800,000,000        | 28,800,000,000        | 0        | 0.00%        |
| <b>Sub total</b>                             | <b>28,800,000,000</b> | <b>28,800,000,000</b> | <b>0</b> | <b>0.00%</b> |

#### *libsiga Gaadiidka*

|   |                    |                   |                    |                |
|---|--------------------|-------------------|--------------------|----------------|
| 3110701: libsiga Gaadiidka & Mishiinada | 180,000,000        | 90,000,000        | -90,000,000        | -50.00%        |
| <b>Sub total</b>                        | <b>180,000,000</b> | <b>90,000,000</b> | <b>-90,000,000</b> | <b>-50.00%</b> |

#### *libsiga Qalabka kala duwan ee xafiisyada*

|   |                   |          |                    |                 |
|---|-------------------|----------|--------------------|-----------------|
| 3111002: libsiga Qalabka Xafiisyada       | 30,000,000        |          | -30,000,000        | -100.00%        |
| 3111010: libsiga Qalabka Nalka Iyo Biyaha | 15,000,000        |          | -15,000,000        | -100.00%        |
| <b>Sub total</b>                          | <b>45,000,000</b> | <b>0</b> | <b>-45,000,000</b> | <b>-100.00%</b> |

|  |                       |                       |                     |               |
|--|-----------------------|-----------------------|---------------------|---------------|
| <b>Total: Guddiga Doorshooyinka Qaranka.</b> | <b>34,283,312,546</b> | <b>34,140,054,669</b> | <b>-143,257,877</b> | <b>-0.42%</b> |
|--|-----------------------|-----------------------|---------------------|---------------|

### 331: Miisaaniyadda 2020 ee Guddiga Qandaraaska Qaranka.

| Madax   | Faahfaahin  | 2019                 | 2020                 | Farqi              | % Farqi         |
|---|---|----------------------|----------------------|--------------------|-----------------|
| <b>Mushaharka &amp; Gunnooyinka</b>                             |   |                      |                      |                    |                 |
| 2110101:  | Mushaharka Shaqaalaha Joogtada Ah                   | 293,765,472          | 393,677,856          | 99,912,384         | 34.01%          |
| 2110203:  | Mushaharka Shaqaalaha kale Aan J/Ahayn              | 456,000,000          | 456,000,000          | 0                  | 0.00%           |
| 2110301:  | Gunno Xil   | 494,400,000          | 743,400,000          | 249,000,000        | 50.36%          |
| 2110303:  | Gunno Hawleed                                       | 275,040,000          | 364,800,000          | 89,760,000         | 32.64%          |
| 2110306:  | Gunno Ilaalo  | 9,600,000            | 9,600,000            | 0                  | 0.00%           |
| 2110308:  | Gunno Ciideed                                       |                      | 8,201,622            | 8,201,622          | 100.00%         |
| <b>Sub total</b>  |   | <b>1,528,805,472</b> | <b>1,975,679,478</b> | <b>446,874,006</b> | <b>29.23%</b>   |
| <b>Adeega Nalka &amp; Biyaha</b>                                |   |                      |                      |                    |                 |
| 2210101:  | Isticmaalka Nalka                                   | 15,600,000           | 31,200,000           | 15,600,000         | 100.00%         |
| 2210102:  | IsticmaalkaBiyaha                                   |                      | 15,000,000           | 15,000,000         | 100.00%         |
| <b>Sub total</b>  |   | <b>15,600,000</b>    | <b>46,200,000</b>    | <b>30,600,000</b>  | <b>196.15%</b>  |
| <b>Isgaadhsiinta</b>  |   |                      |                      |                    |                 |
| 2210201:  | Isticmaalka Boosaha & Isgaadhsiinta.                | 36,000,000           | 36,000,000           | 0                  | 0.00%           |
| <b>Sub total</b>  |   | <b>36,000,000</b>    | <b>36,000,000</b>    | <b>0</b>           | <b>0.00%</b>    |
| <b>Kharashka Safarada Gudaha</b>                                |   |                      |                      |                    |                 |
| 2210301:  | Noolka, sahayda iyo habeen dhaxyada safarada Gudaha | 50,000,000           | 150,000,000          | 100,000,000        | 200.00%         |
| <b>Sub total</b>  |   | <b>50,000,000</b>    | <b>150,000,000</b>   | <b>100,000,000</b> | <b>200.00%</b>  |
| <b>Kharashka Daabacaadaha, Xayaysiisyada &amp; Wacyigelinta</b> |   |                      |                      |                    |                 |
| 2210503:  | Wargeysyadda & Bugaagta.                            | 4,200,000            | 4,200,000            | 0                  | 0.00%           |
| 2210507:  | Kh. Baahinta Qandaraasyada                          | 150,000,000          | 150,000,000          | 0                  | 0.00%           |
| <b>Sub total</b>  |   | <b>154,200,000</b>   | <b>154,200,000</b>   | <b>0</b>           | <b>0.00%</b>    |
| <b>Kharashak Kirada Hantida</b>                                 |   |                      |                      |                    |                 |
| 2210603:  | Ijaarka Xafiisyada                                  | 80,000,000           |                      | -80,000,000        | -100.00%        |
| <b>Sub total</b>  |   | <b>80,000,000</b>    | <b>0</b>             | <b>-80,000,000</b> | <b>-100.00%</b> |
| <b>Kharashka Tababarada</b>                                     |   |                      |                      |                    |                 |
| 2210714:  | Tababarka & Imtixaanadda.                           | 30,000,000           | 30,000,000           | 0                  | 0.00%           |
| <b>Sub total</b>  |   | <b>30,000,000</b>    | <b>30,000,000</b>    | <b>0</b>           | <b>0.00%</b>    |
| <b>Kharashka Maamuuska &amp; Martiqaadyada</b>                  |   |                      |                      |                    |                 |
| 2210802:  | Martiqaadyada & Munaasibadaha                       | 7,000,000            | 57,000,000           | 50,000,000         | 714.29%         |
| 2210807:  | Kh. Dhiiri-Gelinta & Abaalmarinta.                  | 56,142,422           | 48,674,390           | -7,468,032         | -13.30%         |
| <b>Sub total</b>  |   | <b>63,142,422</b>    | <b>105,674,390</b>   | <b>42,531,968</b>  | <b>67.36%</b>   |
| <b>Alaabta Xafiisyada</b>                                       |   |                      |                      |                    |                 |
| 2211101:  | Alaabta Xafiisyadda (Stationery).                   | 33,400,000           | 69,060,000           | 35,660,000         | 106.77%         |
| <b>Sub total</b>  |   | <b>33,400,000</b>    | <b>69,060,000</b>    | <b>35,660,000</b>  | <b>106.77%</b>  |
| <b>Kharashka Shiidaalka &amp; Saliidaha</b>                     |   |                      |                      |                    |                 |
| 2211201:  | Batrootka, Naafatadda & Saliidaha.                  | 200,000,000          | 350,000,000          | 150,000,000        | 75.00%          |
| <b>Sub total</b>  |   | <b>200,000,000</b>   | <b>350,000,000</b>   | <b>150,000,000</b> | <b>75.00%</b>   |
| <b>Kharashaadka kale ee Hawl socodsiinta</b>                    |   |                      |                      |                    |                 |
| 2211341:  | Barmaamijyada Hawlaha Shaqada                       | 100,000,000          |                      | -100,000,000       | -100.00%        |
| 2211387:  | Kharashyadda Yar Yar Ee Xafiisyadda                 | 7,000,000            | 30,000,000           | 23,000,000         | 328.57%         |
| <b>Sub total</b>  |   | <b>107,000,000</b>   | <b>30,000,000</b>    | <b>-77,000,000</b> | <b>-71.96%</b>  |



### 331: Miisaaniyadda 2020 ee Guddiga Qandaraaska Qaranka.

#### *Daryeelka Gaadiidka*

|   |                   |                   |          |              |
|---|-------------------|-------------------|----------|--------------|
| 2220101: Daryeelka Gaadiidka Iyo Mishiinada | 50,000,000        | 50,000,000        | 0        | 0.00%        |
| <b>Sub total</b>                            | <b>50,000,000</b> | <b>50,000,000</b> | <b>0</b> | <b>0.00%</b> |

#### *Daryeelka Hantida kale*

|                                 |                  |                  |                   |                |
|---------------------------------|------------------|------------------|-------------------|----------------|
| 2220215: Daryeelka Hantida Kale | 3,500,000        | 2,500,000        | -1,000,000        | -28.57%        |
| <b>Sub total</b>                | <b>3,500,000</b> | <b>2,500,000</b> | <b>-1,000,000</b> | <b>-28.57%</b> |

#### *Iibsiga Gaadiidka*

|   |                    |          |                     |                 |
|---|--------------------|----------|---------------------|-----------------|
| 3110701: Iibsiga Gaadiidka & Mishiinada | 200,000,000        |          | -200,000,000        | -100.00%        |
| <b>Sub total</b>                        | <b>200,000,000</b> | <b>0</b> | <b>-200,000,000</b> | <b>-100.00%</b> |

#### *Iibsiga Qalabka kala duwan ee xafiisyada*

|                                     |                    |          |                     |                 |
|-------------------------------------|--------------------|----------|---------------------|-----------------|
| 3111002: Iibsiga Qalabka Xafiisyada | 120,000,000        |          | -120,000,000        | -100.00%        |
| <b>Sub total</b>                    | <b>120,000,000</b> | <b>0</b> | <b>-120,000,000</b> | <b>-100.00%</b> |

|  |                      |                      |                    |               |
|--|----------------------|----------------------|--------------------|---------------|
| <b>Total: Guddiga Qandaraaska Qaranka.</b> | <b>2,671,647,894</b> | <b>2,999,313,868</b> | <b>327,665,974</b> | <b>12.26%</b> |
|--|----------------------|----------------------|--------------------|---------------|

### 341: Miisaaniyadda 2020 ee Hayada u Diyaargarowga Aafooyinka iyo Kaydka R.

| Madax   | Faahfaahin  | 2019                 | 2020                 | Farqi               | % Farqi        |
|---|---|----------------------|----------------------|---------------------|----------------|
| <b>Mushaharka &amp; Gunnooyinka</b>                             |   |                      |                      |                     |                |
| 2110101:  | Mushaharka Shaqaalaha Joojtada Ah                     | 761,780,448          | 947,026,080          | 185,245,632         | 24.32%         |
| 2110203:  | Mushaharka Shaqaalaha kale Aan J/Ahayn                | 227,584,800          | 227,584,800          | 0                   | 0.00%          |
| 2110301:  | Gunno Xil   | 254,400,000          | 254,400,000          | 0                   | 0.00%          |
| 2110303:  | Gunno Hawleed   | 699,840,000          | 869,280,000          | 169,440,000         | 24.21%         |
| 2110308:  | Gunno Ciideed   |                      | 19,729,710           | 19,729,710          | 100.00%        |
| <b>Sub total</b>  |   | <b>1,943,605,248</b> | <b>2,318,020,590</b> | <b>374,415,342</b>  | <b>19.26%</b>  |
| <b>Adeega Nalka &amp; Biyaha</b>                                |   |                      |                      |                     |                |
| 2210101:  | Isticmaalka Nalka                                     | 20,000,000           | 40,093,472           | 20,093,472          | 100.47%        |
| 2210102:  | IsticmaalkaBiyaha                                     | 10,000,000           | 17,000,000           | 7,000,000           | 70.00%         |
| <b>Sub total</b>  |   | <b>30,000,000</b>    | <b>57,093,472</b>    | <b>27,093,472</b>   | <b>90.31%</b>  |
| <b>Isgaadhsiinta</b>  |   |                      |                      |                     |                |
| 2210201:  | Isticmaalka Boosaha & Isgaadhsiinta.                  | 35,256,320           | 65,000,000           | 29,743,680          | 84.36%         |
| <b>Sub total</b>  |   | <b>35,256,320</b>    | <b>65,000,000</b>    | <b>29,743,680</b>   | <b>84.36%</b>  |
| <b>Kharashka Safarada Gudaha</b>                                |   |                      |                      |                     |                |
| 2210301:  | Noolka, sahayda iyo habeen dhaxyada safarada Gudaha   | 70,404,880           | 175,000,000          | 104,595,120         | 148.56%        |
| <b>Sub total</b>  |   | <b>70,404,880</b>    | <b>175,000,000</b>   | <b>104,595,120</b>  | <b>148.56%</b> |
| <b>Kharashka Safarada Debadda</b>                               |   |                      |                      |                     |                |
| 2210401:  | Noolka, sahayda iyo habeen dhaxyada Safarada Dibadda. | 200,000,000          | 200,000,000          | 0                   | 0.00%          |
| <b>Sub total</b>  |   | <b>200,000,000</b>   | <b>200,000,000</b>   | <b>0</b>            | <b>0.00%</b>   |
| <b>Kharashka Daabacaadaha, Xayeysiisyada &amp; Wacyigelinta</b> |   |                      |                      |                     |                |
| 2210503:  | Wargeysyadda & Bugaagta.                              | 10,427,200           | 10,427,200           | 0                   | 0.00%          |
| 2210504:  | Kharashka Wacyigalinta                                | 50,000,000           | 40,000,000           | -10,000,000         | -20.00%        |
| <b>Sub total</b>  |   | <b>60,427,200</b>    | <b>50,427,200</b>    | <b>-10,000,000</b>  | <b>-16.55%</b> |
| <b>Kharashak Kirada Hantida</b>                                 |   |                      |                      |                     |                |
| 2210601:  | Ijaarka Gaadiidka,                                    |                      | 146,000,000          | 146,000,000         | 100.00%        |
| 2210603:  | Ijaarka Xafiisyada                                    | 136,000,000          |                      | -136,000,000        | -100.00%       |
| <b>Sub total</b>  |   | <b>136,000,000</b>   | <b>146,000,000</b>   | <b>10,000,000</b>   | <b>7.35%</b>   |
| <b>Kharashka Maamuuska &amp; Martiqaadyada</b>                  |   |                      |                      |                     |                |
| 2210802:  | Martiqaadyada & Munaasibadaha                         | 50,000,000           | 50,000,000           | 0                   | 0.00%          |
| 2210807:  | Kh. Dhiiri-Gelinta & Abaalmarinta.                    | 15,869,568           | 55,270,290           | 39,400,722          | 248.28%        |
| <b>Sub total</b>  |   | <b>65,869,568</b>    | <b>105,270,290</b>   | <b>39,400,722</b>   | <b>59.82%</b>  |
| <b>Alaabta Xafiisyada</b>                                       |   |                      |                      |                     |                |
| 2211101:  | Alaabta Xafiisyadda (Stationery).                     | 20,000,000           | 40,000,000           | 20,000,000          | 100.00%        |
| <b>Sub total</b>  |   | <b>20,000,000</b>    | <b>40,000,000</b>    | <b>20,000,000</b>   | <b>100.00%</b> |
| <b>Kharashka Shiidaalka &amp; Saliidaha</b>                     |   |                      |                      |                     |                |
| 2211201:  | Batrootka, Naafatadda & Saliidaha.                    | 300,000,000          | 390,000,000          | 90,000,000          | 30.00%         |
| <b>Sub total</b>  |   | <b>300,000,000</b>   | <b>390,000,000</b>   | <b>90,000,000</b>   | <b>30.00%</b>  |
| <b>Kharashaadka kale ee Hawl socodsiinta</b>                    |   |                      |                      |                     |                |
| 2211342:  | Kharashka Gaar Ah                                     | 100,000,000          |                      | -100,000,000        | -100.00%       |
| 2211387:  | Kharashyadda Yar Yar Ee Xafiisyadda                   | 9,165,672            | 9,165,672            | 0                   | 0.00%          |
| <b>Sub total</b>  |   | <b>109,165,672</b>   | <b>9,165,672</b>     | <b>-100,000,000</b> | <b>-91.60%</b> |

### 341: Miisaaniyadda 2020 ee Hayada u Diyaargarowga Aafooyinka iyo Kaydka R.

#### *Daryeelka Gaadiidka*

|   |                    |                    |                  |              |
|---|--------------------|--------------------|------------------|--------------|
| 2220101: Daryeelka Gaadiidka Iyo Mishiinada | 100,000,000        | 105,000,000        | 5,000,000        | 5.00%        |
| <b>Sub total</b>                            | <b>100,000,000</b> | <b>105,000,000</b> | <b>5,000,000</b> | <b>5.00%</b> |

#### *Daryeelka Hantida kale*

|                            |          |                    |                    |                |
|----------------------------|----------|--------------------|--------------------|----------------|
| 2220205: Daryeelka Guryaha |          | 170,000,000        | 170,000,000        | 100.00%        |
| <b>Sub total</b>           | <b>0</b> | <b>170,000,000</b> | <b>170,000,000</b> | <b>100.00%</b> |

#### *Kharashka Samafalka & Taakuleynta Qaxoontiga*

|                                       |                      |                      |                     |                |
|---------------------------------------|----------------------|----------------------|---------------------|----------------|
| 2640203: Kharashka Gurmada Aafooyinka | 4,800,000,000        | 4,000,000,000        | -800,000,000        | -16.67%        |
| <b>Sub total</b>                      | <b>4,800,000,000</b> | <b>4,000,000,000</b> | <b>-800,000,000</b> | <b>-16.67%</b> |

#### *Dhismayaasha*

|                                       |                      |          |                       |                 |
|---------------------------------------|----------------------|----------|-----------------------|-----------------|
| 3110299: Dhismayaasha Kale Ee Dowlada | 1,400,000,000        |          | -1,400,000,000        | -100.00%        |
| <b>Sub total</b>                      | <b>1,400,000,000</b> | <b>0</b> | <b>-1,400,000,000</b> | <b>-100.00%</b> |

#### *libsiga Gaadiidka*

|   |          |                    |                    |                |
|---|----------|--------------------|--------------------|----------------|
| 3110701: libsiga Gaadiidka & Mishiinada |          | 481,000,000        | 481,000,000        | 100.00%        |
| <b>Sub total</b>                        | <b>0</b> | <b>481,000,000</b> | <b>481,000,000</b> | <b>100.00%</b> |

#### *libsiga Qalabka kala duwan ee xafiisyada*

|                                     |                   |          |                    |                 |
|-------------------------------------|-------------------|----------|--------------------|-----------------|
| 3111002: libsiga Qalabka Xafiisyada | 15,000,000        |          | -15,000,000        | -100.00%        |
| <b>Sub total</b>                    | <b>15,000,000</b> | <b>0</b> | <b>-15,000,000</b> | <b>-100.00%</b> |

#### *Kharashka Cilmi Baadhista & Daraasadaha*

|                                    |                    |                    |                   |               |
|------------------------------------|--------------------|--------------------|-------------------|---------------|
| 3111403: Kharashka Cilmi Baadhista | 200,000,000        | 230,000,000        | 30,000,000        | 15.00%        |
| <b>Sub total</b>                   | <b>200,000,000</b> | <b>230,000,000</b> | <b>30,000,000</b> | <b>15.00%</b> |

|  |                      |                      |                     |               |
|--|----------------------|----------------------|---------------------|---------------|
| <b>Total: Hayada u Diyaargarowga Aafooyinka iyo Kayd</b> | <b>9,485,728,888</b> | <b>8,541,977,224</b> | <b>-943,751,664</b> | <b>-9.95%</b> |
|--|----------------------|----------------------|---------------------|---------------|

### 381: Miisaaniyadda 2020 ee Hay'adda Dhawrista Tayada

| Madax   | Faahfaahin  | 2019                 | 2020                 | Farqi              | % Farqi        |
|---|---|----------------------|----------------------|--------------------|----------------|
| <b>Mushaharka &amp; Gunnooyinka</b>                             |   |                      |                      |                    |                |
| 2110101:  | Mushaharka Shaqaalaha Joogtada Ah                     | 979,973,280          | 1,037,548,512        | 57,575,232         | 5.88%          |
| 2110203:  | Mushaharka Shaqaalaha kale Aan J/Ahayn                | 564,000,000          | 564,000,000          | 0                  | 0.00%          |
| 2110301:  | Gunno Xil   | 476,400,000          | 476,400,000          | 0                  | 0.00%          |
| 2110303:  | Gunno Hawleed   | 885,600,000          | 938,400,000          | 52,800,000         | 5.96%          |
| 2110306:  | Gunno Ilaalo  | 30,000,000           | 30,000,000           | 0                  | 0.00%          |
| <b>Sub total</b>  |   | <b>2,935,973,280</b> | <b>3,046,348,512</b> | <b>110,375,232</b> | <b>3.76%</b>   |
| <b>Adeega Nalka &amp; Biyaha</b>                                |   |                      |                      |                    |                |
| 2210101:  | Isticmaalka Nalka                                     | 10,000,000           | 10,000,000           | 0                  | 0.00%          |
| 2210102:  | IsticmaalkaBiyaha                                     | 5,000,000            | 5,000,000            | 0                  | 0.00%          |
| <b>Sub total</b>  |   | <b>15,000,000</b>    | <b>15,000,000</b>    | <b>0</b>           | <b>0.00%</b>   |
| <b>Isgaadhsiinta</b>  |   |                      |                      |                    |                |
| 2210201:  | Isticmaalka Boosaha & Isgaadhsiinta.                  | 20,000,000           | 20,000,000           | 0                  | 0.00%          |
| <b>Sub total</b>  |   | <b>20,000,000</b>    | <b>20,000,000</b>    | <b>0</b>           | <b>0.00%</b>   |
| <b>Kharashka Safarada Gudaha</b>                                |   |                      |                      |                    |                |
| 2210301:  | Noolka, sahayda iyo habeen dhaxyada safarada Gudaha   | 65,000,000           | 65,000,000           | 0                  | 0.00%          |
| <b>Sub total</b>  |   | <b>65,000,000</b>    | <b>65,000,000</b>    | <b>0</b>           | <b>0.00%</b>   |
| <b>Kharashka Safarada Debadda</b>                               |   |                      |                      |                    |                |
| 2210401:  | Noolka, sahayda iyo habeen dhaxyada Safarada Dibadda. |                      | 100,000,000          | 100,000,000        | 100.00%        |
| <b>Sub total</b>  |   | <b>0</b>             | <b>100,000,000</b>   | <b>100,000,000</b> | <b>100.00%</b> |
| <b>Kharashka Daabacaadaha, Xayeysiisyada &amp; Wacyigelinta</b> |   |                      |                      |                    |                |
| 2210503:  | Wargeysyadda & Bugaagta.                              | 3,000,000            | 3,000,000            | 0                  | 0.00%          |
| <b>Sub total</b>  |   | <b>3,000,000</b>     | <b>3,000,000</b>     | <b>0</b>           | <b>0.00%</b>   |
| <b>Kharashak Kirada Hantida</b>                                 |   |                      |                      |                    |                |
| 2210603:  | Ijaarka Xafiisyada                                    | 40,320,000           | 84,616,000           | 44,296,000         | 109.86%        |
| <b>Sub total</b>  |   | <b>40,320,000</b>    | <b>84,616,000</b>    | <b>44,296,000</b>  | <b>109.86%</b> |
| <b>Kharashka Maamuuska &amp; Martiqaadyada</b>                  |   |                      |                      |                    |                |
| 2210802:  | Martiqaadyada & Munaasibadaha                         | 50,000,000           | 50,000,000           | 0                  | 0.00%          |
| 2210807:  | Kh. Dhiiri-Gelinta & Abaalmarinta.                    | 118,509,634          | 21,615,594           | -96,894,040        | -81.76%        |
| <b>Sub total</b>  |   | <b>168,509,634</b>   | <b>71,615,594</b>    | <b>-96,894,040</b> | <b>-57.50%</b> |
| <b>Kharashka Isticmaalka Alaabta Hawsha.</b>                    |   |                      |                      |                    |                |
| 2211016:  | Dharka & Dirayska.                                    | 34,000,000           | 34,000,000           | 0                  | 0.00%          |
| <b>Sub total</b>  |   | <b>34,000,000</b>    | <b>34,000,000</b>    | <b>0</b>           | <b>0.00%</b>   |
| <b>Alaabta Xafiisyada</b>                                       |   |                      |                      |                    |                |
| 2211101:  | Alaabta Xafiisyadda (Stationery).                     | 21,000,000           | 35,000,000           | 14,000,000         | 66.67%         |
| <b>Sub total</b>  |   | <b>21,000,000</b>    | <b>35,000,000</b>    | <b>14,000,000</b>  | <b>66.67%</b>  |
| <b>Kharashka Shiidaalka &amp; Saliidaha</b>                     |   |                      |                      |                    |                |
| 2211201:  | Batrootka, Naafatadda & Saliidaha.                    | 215,120,000          | 300,000,000          | 84,880,000         | 39.46%         |
| <b>Sub total</b>  |   | <b>215,120,000</b>   | <b>300,000,000</b>   | <b>84,880,000</b>  | <b>39.46%</b>  |
| <b>Kharashaadka kale ee Hawl socodsiinta</b>                    |   |                      |                      |                    |                |
| 2211351:  | Kh/Samaynta IT-ga iyo Databaseka                      |                      | 300,000,000          | 300,000,000        | 100.00%        |
| 2211357:  | Kh. Baadhida Alaabta Iyo Cunada                       | 300,000,000          | 336,653,432          | 36,653,432         | 12.22%         |

**381: Miisaaniyadda 2020 ee Hay'adda Dhawrista Tayada**

|   |                       |                      |                       |                 |
|---|-----------------------|----------------------|-----------------------|-----------------|
| 2211387: Kharashyadda Yar Yar Ee Xafiisyadda    | 10,000,000            | 10,000,000           | 0                     | 0.00%           |
| <b>Sub total</b>                                | <b>310,000,000</b>    | <b>646,653,432</b>   | <b>336,653,432</b>    | <b>108.60%</b>  |
| <b>Daryeelka Gaadiidka</b>                      |                       |                      |                       |                 |
| 2220101: Daryeelka Gaadiidka Iyo Mishiinada     | 50,000,000            | 152,500,000          | 102,500,000           | 205.00%         |
| <b>Sub total</b>                                | <b>50,000,000</b>     | <b>152,500,000</b>   | <b>102,500,000</b>    | <b>205.00%</b>  |
| <b>libsiga Gaadiidka</b>                        |                       |                      |                       |                 |
| 3110701: libsiga Gaadiidka & Mishiinada         | 200,000,000           |                      | -200,000,000          | -100.00%        |
| <b>Sub total</b>                                | <b>200,000,000</b>    | <b>0</b>             | <b>-200,000,000</b>   | <b>-100.00%</b> |
| <b>libsiga Qalabka kala duwan ee xafiisyada</b> |                       |                      |                       |                 |
| 3111002: libsiga Qalabka Xafiisyada             |                       | 200,000,000          | 200,000,000           | 100.00%         |
| <b>Sub total</b>                                | <b>0</b>              | <b>200,000,000</b>   | <b>200,000,000</b>    | <b>100.00%</b>  |
| <b>libsiga Qalabka kale</b>                     |                       |                      |                       |                 |
| 3111107: libsiga Mishiinka Shaybaadhka          | 8,422,174,000         |                      | -8,422,174,000        | -100.00%        |
| <b>Sub total</b>                                | <b>8,422,174,000</b>  | <b>0</b>             | <b>-8,422,174,000</b> | <b>-100.00%</b> |
| <b>Total: Hay'adda Dhawrista Tayada</b>         | <b>12,500,096,914</b> | <b>4,773,733,538</b> | <b>-7,726,363,376</b> | <b>-61.81%</b>  |

### 391: Miisaaniyadda 2020 ee Gudida Maamulwanaaga iyo La-dagaalanka Mus

| Madax   | Faahfaahin  | 2019                 | 2020                 | Farqi              | % Farqi         |
|---|---|----------------------|----------------------|--------------------|-----------------|
| <b>Mushaharka &amp; Gunnooyinka</b>                             |   |                      |                      |                    |                 |
| 2110101:  | Mushaharka Shaqaalaha Joojtada Ah                     | 427,942,944          | 470,733,120          | 42,790,176         | 10.00%          |
| 2110203:  | Mushaharka Shaqaalaha kale Aan J/Ahayn                | 318,000,000          | 318,000,000          | 0                  | 0.00%           |
| 2110301:  | Gunno Xil   | 450,000,000          | 450,000,000          | 0                  | 0.00%           |
| 2110303:  | Gunno Hawleed   | 857,853,600          | 915,453,600          | 57,600,000         | 6.71%           |
| 2110308:  | Gunno Ciideed   |                      | 9,806,940            | 9,806,940          | 100.00%         |
| <b>Sub total</b>  |   | <b>2,053,796,544</b> | <b>2,163,993,660</b> | <b>110,197,116</b> | <b>5.37%</b>    |
| <b>Adeega Nalka &amp; Biyaha</b>                                |   |                      |                      |                    |                 |
| 2210101:  | Isticmaalka Nalka                                     | 26,800,000           | 20,800,000           | -6,000,000         | -22.39%         |
| 2210102:  | IsticmaalkaBiyaha                                     |                      | 7,893,998            | 7,893,998          | 100.00%         |
| <b>Sub total</b>  |   | <b>26,800,000</b>    | <b>28,693,998</b>    | <b>1,893,998</b>   | <b>7.07%</b>    |
| <b>Isgaadhsiinta</b>  |   |                      |                      |                    |                 |
| 2210201:  | Isticmaalka Boosaha & Isgaadhsiinta.                  | 26,880,000           | 76,880,000           | 50,000,000         | 186.01%         |
| <b>Sub total</b>  |   | <b>26,880,000</b>    | <b>76,880,000</b>    | <b>50,000,000</b>  | <b>186.01%</b>  |
| <b>Kharashka Safarada Gudaha</b>                                |   |                      |                      |                    |                 |
| 2210301:  | Noolka, sahayda iyo habeen dhaxyada safarada Gudaha   | 84,200,000           | 164,200,000          | 80,000,000         | 95.01%          |
| <b>Sub total</b>  |   | <b>84,200,000</b>    | <b>164,200,000</b>   | <b>80,000,000</b>  | <b>95.01%</b>   |
| <b>Kharashka Safarada Debadda</b>                               |   |                      |                      |                    |                 |
| 2210401:  | Noolka, sahayda iyo habeen dhaxyada Safarada Dibadda. |                      | 100,000,000          | 100,000,000        | 100.00%         |
| <b>Sub total</b>  |   | <b>0</b>             | <b>100,000,000</b>   | <b>100,000,000</b> | <b>100.00%</b>  |
| <b>Kharashka Daabacaadaha, Xayeysiisyada &amp; Wacyigelinta</b> |   |                      |                      |                    |                 |
| 2210503:  | Wargeysyadda & Bugaagta.                              | 25,000,000           | 10,000,000           | -15,000,000        | -60.00%         |
| 2210504:  | Kharashka Wacyigalinta                                | 300,000,000          | 300,000,000          | 0                  | 0.00%           |
| <b>Sub total</b>  |   | <b>325,000,000</b>   | <b>310,000,000</b>   | <b>-15,000,000</b> | <b>-4.62%</b>   |
| <b>Kharashak Kirada Hantida</b>                                 |   |                      |                      |                    |                 |
| 2210603:  | Ijaarka Xafiisyada                                    | 193,000,000          | 193,000,000          | 0                  | 0.00%           |
| <b>Sub total</b>  |   | <b>193,000,000</b>   | <b>193,000,000</b>   | <b>0</b>           | <b>0.00%</b>    |
| <b>Kharashka Tababarada</b>                                     |   |                      |                      |                    |                 |
| 2210714:  | Tababarka & Imtixaanadda.                             | 100,000,000          | 100,000,000          | 0                  | 0.00%           |
| <b>Sub total</b>  |   | <b>100,000,000</b>   | <b>100,000,000</b>   | <b>0</b>           | <b>0.00%</b>    |
| <b>Kharashka Maamuuska &amp; Martiqaadyada</b>                  |   |                      |                      |                    |                 |
| 2210807:  | Kh. Dhiiri-Gelinta & Abaalmarinta.                    | 8,915,478            |                      | -8,915,478         | -100.00%        |
| <b>Sub total</b>  |   | <b>8,915,478</b>     | <b>0</b>             | <b>-8,915,478</b>  | <b>-100.00%</b> |
| <b>Alaabta Xafiisyada</b>                                       |   |                      |                      |                    |                 |
| 2211101:  | Alaabta Xafiisyadda (Stationery).                     | 28,000,000           | 28,000,000           | 0                  | 0.00%           |
| <b>Sub total</b>  |   | <b>28,000,000</b>    | <b>28,000,000</b>    | <b>0</b>           | <b>0.00%</b>    |
| <b>Kharashka Shiidaalka &amp; Saliidaha</b>                     |   |                      |                      |                    |                 |
| 2211201:  | Batrootka, Naafatadda & Saliidaha.                    | 229,000,000          | 319,108,538          | 90,108,538         | 39.35%          |
| <b>Sub total</b>  |   | <b>229,000,000</b>   | <b>319,108,538</b>   | <b>90,108,538</b>  | <b>39.35%</b>   |
| <b>Kharashaadka kale ee Hawl socodsiinta</b>                    |   |                      |                      |                    |                 |
| 2211387:  | Kharashyadda Yar Yar Ee Xafiisyadda                   | 25,000,000           | 54,000,000           | 29,000,000         | 116.00%         |
| <b>Sub total</b>  |   | <b>25,000,000</b>    | <b>54,000,000</b>    | <b>29,000,000</b>  | <b>116.00%</b>  |

### 391: Miisaaniyadda 2020 ee Gudida Maamulwanaaga iyo La-dagaalanka Mus

#### *Daryeelka Gaadiidka*

|   |                   |                   |                  |              |
|---|-------------------|-------------------|------------------|--------------|
| 2220101: Daryeelka Gaadiidka Iyo Mishiinada | 50,000,000        | 52,500,000        | 2,500,000        | 5.00%        |
| <b>Sub total</b>                            | <b>50,000,000</b> | <b>52,500,000</b> | <b>2,500,000</b> | <b>5.00%</b> |

#### *libsiga Gaadiidka*

|   |                    |                   |                     |                |
|---|--------------------|-------------------|---------------------|----------------|
| 3110701: libsiga Gaadiidka & Mishiinada | 250,000,000        | 60,000,000        | -190,000,000        | -76.00%        |
| <b>Sub total</b>                        | <b>250,000,000</b> | <b>60,000,000</b> | <b>-190,000,000</b> | <b>-76.00%</b> |

#### *libsiga Qalabka kala duwan ee xafiisyada*

|                                     |          |                   |                   |                |
|-------------------------------------|----------|-------------------|-------------------|----------------|
| 3111002: libsiga Qalabka Xafiisyada |          | 10,000,000        | 10,000,000        | 100.00%        |
| <b>Sub total</b>                    | <b>0</b> | <b>10,000,000</b> | <b>10,000,000</b> | <b>100.00%</b> |

#### *Kharashka Cilmi Baadhista & Daraasadaha*

|                                    |                    |                    |          |              |
|------------------------------------|--------------------|--------------------|----------|--------------|
| 3111403: Kharashka Cilmi Baadhista | 100,000,000        | 100,000,000        | 0        | 0.00%        |
| <b>Sub total</b>                   | <b>100,000,000</b> | <b>100,000,000</b> | <b>0</b> | <b>0.00%</b> |

|  |                      |                      |                    |              |
|--|----------------------|----------------------|--------------------|--------------|
| <b>Total: Gudida Maamulwanaaga iyo La-dagaalanka M</b> | <b>3,500,592,022</b> | <b>3,760,376,196</b> | <b>259,784,174</b> | <b>7.42%</b> |
|--|----------------------|----------------------|--------------------|--------------|

## 401: Miisaaniyadda 2020 ee Hayada Qaxootiga iyo Barakacayaasha

| Madax   | Faahfaahin  | 2019                 | 2020                 | Farqi                | % Farqi        |
|---|---|----------------------|----------------------|----------------------|----------------|
| <b>Mushaharka &amp; Gunnooyinka</b>                             |   |                      |                      |                      |                |
| 2110101:  | Mushaharka Shaqaalaha Joogtada Ah                     | 1,197,177,696        | 1,781,990,496        | 584,812,800          | 48.85%         |
| 2110203:  | Mushaharka Shaqaalaha kale Aan J/Ahayn                | 180,000,000          | 180,000,000          | 0                    | 0.00%          |
| 2110301:  | Gunno Xil   | 222,000,000          | 222,000,000          | 0                    | 0.00%          |
| 2110303:  | Gunno Hawleed   | 1,093,920,000        | 1,617,120,000        | 523,200,000          | 47.83%         |
| 2110306:  | Gunno Ilaalo  | 30,000,000           | 30,000,000           | 0                    | 0.00%          |
| 2110308:  | Gunno Ciideed   |                      | 37,124,802           | 37,124,802           | 100.00%        |
| <b>Sub total</b>  |   | <b>2,723,097,696</b> | <b>3,868,235,298</b> | <b>1,145,137,602</b> | <b>42.05%</b>  |
| <b>Adeega Nalka &amp; Biyaha</b>                                |   |                      |                      |                      |                |
| 2210101:  | Isticmaalka Nalka                                     | 42,182,886           | 142,182,886          | 100,000,000          | 237.06%        |
| 2210102:  | IsticmaalkaBiyaha                                     | 15,000,000           | 20,000,000           | 5,000,000            | 33.33%         |
| <b>Sub total</b>  |   | <b>57,182,886</b>    | <b>162,182,886</b>   | <b>105,000,000</b>   | <b>183.62%</b> |
| <b>Isgaadhsiinta</b>  |   |                      |                      |                      |                |
| 2210201:  | Isticmaalka Boosaha & Isgaadhsiinta.                  | 62,955,984           | 163,000,000          | 100,044,016          | 158.91%        |
| <b>Sub total</b>  |   | <b>62,955,984</b>    | <b>163,000,000</b>   | <b>100,044,016</b>   | <b>158.91%</b> |
| <b>Kharashka Safarada Gudaha</b>                                |   |                      |                      |                      |                |
| 2210301:  | Noolka, sahayda iyo habeen dhaxyada safarada Gudaha   | 225,880,000          | 325,880,000          | 100,000,000          | 44.27%         |
| <b>Sub total</b>  |   | <b>225,880,000</b>   | <b>325,880,000</b>   | <b>100,000,000</b>   | <b>44.27%</b>  |
| <b>Kharashka Safarada Debadda</b>                               |   |                      |                      |                      |                |
| 2210401:  | Noolka, sahayda iyo habeen dhaxyada Safarada Dibadda. | 100,000,000          | 100,000,000          | 0                    | 0.00%          |
| <b>Sub total</b>  |   | <b>100,000,000</b>   | <b>100,000,000</b>   | <b>0</b>             | <b>0.00%</b>   |
| <b>Kharashka Daabacaadaha, Xayaysiisyada &amp; Wacyigelinta</b> |   |                      |                      |                      |                |
| 2210503:  | Wargeysyadda & Bugaagta.                              | 75,000,000           | 80,000,000           | 5,000,000            | 6.67%          |
| <b>Sub total</b>  |   | <b>75,000,000</b>    | <b>80,000,000</b>    | <b>5,000,000</b>     | <b>6.67%</b>   |
| <b>Kharashak Kirada Hantida</b>                                 |   |                      |                      |                      |                |
| 2210603:  | Ijaarka Xafiisyada                                    | 23,000,000           | 100,000,000          | 77,000,000           | 334.78%        |
| <b>Sub total</b>  |   | <b>23,000,000</b>    | <b>100,000,000</b>   | <b>77,000,000</b>    | <b>334.78%</b> |
| <b>Kharashka Maamuuska &amp; Martiqaadyada</b>                  |   |                      |                      |                      |                |
| 2210802:  | Martiqaadyada & Munaasibadaha                         | 127,966,912          | 150,000,000          | 22,033,088           | 17.22%         |
| 2210807:  | Kh. Dhiiri-Gelinta & Abaalmarinta.                    | 24,529,362           |                      | -24,529,362          | -100.00%       |
| <b>Sub total</b>  |   | <b>152,496,274</b>   | <b>150,000,000</b>   | <b>-2,496,274</b>    | <b>-1.64%</b>  |
| <b>Alaabta Xafiisyada</b>                                       |   |                      |                      |                      |                |
| 2211101:  | Alaabta Xafiisyadda (Stationery).                     | 90,000,000           | 200,000,000          | 110,000,000          | 122.22%        |
| <b>Sub total</b>  |   | <b>90,000,000</b>    | <b>200,000,000</b>   | <b>110,000,000</b>   | <b>122.22%</b> |
| <b>Kharashka Shiidaalka &amp; Saliidaha</b>                     |   |                      |                      |                      |                |
| 2211201:  | Batrootka, Naafatadda & Saliidaha.                    | 473,000,000          | 577,000,000          | 104,000,000          | 21.99%         |
| <b>Sub total</b>  |   | <b>473,000,000</b>   | <b>577,000,000</b>   | <b>104,000,000</b>   | <b>21.99%</b>  |
| <b>Kharashaadka kale ee Hawl socodsiinta</b>                    |   |                      |                      |                      |                |
| 2211387:  | Kharashyadda Yar Yar Ee Xafiisyadda                   | 80,793,798           | 116,005,673          | 35,211,875           | 43.58%         |
| <b>Sub total</b>  |   | <b>80,793,798</b>    | <b>116,005,673</b>   | <b>35,211,875</b>    | <b>43.58%</b>  |
| <b>Daryeelka Gaadiidka</b>                                      |   |                      |                      |                      |                |
| 2220101:  | Daryeelka Gaadiidka Iyo Mishiinada                    | 104,000,000          | 146,604,560          | 42,604,560           | 40.97%         |



**401: Miisaaniyadda 2020 ee Hayada Qaxootiga iyo Barakacayaasha**

|   |                      |                      |                      |                 |
|---|----------------------|----------------------|----------------------|-----------------|
| <b>Sub total</b>  | <b>104,000,000</b>   | <b>146,604,560</b>   | <b>42,604,560</b>    | <b>40.97%</b>   |
| <b>Daryeelka Hantida kale</b>                           |                      |                      |                      |                 |
| 2220204: Daryeelka Xafiisyada                           | 70,000,000           |                      | -70,000,000          | -100.00%        |
| <b>Sub total</b>  | <b>70,000,000</b>    | <b>0</b>             | <b>-70,000,000</b>   | <b>-100.00%</b> |
| <b>Kharashka Samafalka &amp; Taakuleynta Qaxoontiga</b> |                      |                      |                      |                 |
| 2640202: Kharashka Barakacayaasha (IDPS)                | 250,000,000          | 250,000,000          | 0                    | 0.00%           |
| 2640204: Kharashka H.Qaxoontiga (Refugee)               | 300,000,000          | 300,000,000          | 0                    | 0.00%           |
| <b>Sub total</b>  | <b>550,000,000</b>   | <b>550,000,000</b>   | <b>0</b>             | <b>0.00%</b>    |
| <b>libsiga Qalabka kala duwan ee xafiisyada</b>         |                      |                      |                      |                 |
| 3111002: libsiga Qalabka Xafiisyada                     | 200,000,000          | 60,000,000           | -140,000,000         | -70.00%         |
| <b>Sub total</b>  | <b>200,000,000</b>   | <b>60,000,000</b>    | <b>-140,000,000</b>  | <b>-70.00%</b>  |
| <b>Total: Hayada Qaxootiga iyo Barakacayaasha</b>       | <b>4,987,406,638</b> | <b>6,598,908,417</b> | <b>1,611,501,779</b> | <b>32.31%</b>   |

## 411: Miisaaniyadda 2020 ee Wasaaradda Degaanka & Horumarinta Reermiyiga

| Madax   | Faahfaahin   | 2019                  | 2020                  | Farqi                | % Farqi        |
|---|--|-----------------------|-----------------------|----------------------|----------------|
| <b>Mushaharka &amp; Gunnooyinka</b>                             |  |                       |                       |                      |                |
| 2110101:  | Mushaharka Shaqaalaha Joojtada Ah                      | 5,142,193,056         | 5,683,762,656         | 541,569,600          | 10.53%         |
| 2110203:  | Mushaharka Shaqaalaha kale Aan J/Ahayn                 | 213,600,000           | 213,600,000           | 0                    | 0.00%          |
| 2110301:  | Gunno Xil  | 272,400,000           | 308,400,000           | 36,000,000           | 13.22%         |
| 2110303:  | Gunno Hawleed  | 4,468,800,000         | 4,953,600,000         | 484,800,000          | 10.85%         |
| 2110308:  | Gunno Ciideed  |                       | 118,411,722           | 118,411,722          | 100.00%        |
| <b>Sub total</b>  |  | <b>10,096,993,056</b> | <b>11,277,774,378</b> | <b>1,180,781,322</b> | <b>11.69%</b>  |
| <b>Daryeelka Bulshada</b>                                       |  |                       |                       |                      |                |
| 2120203:  | Daawaynta Iyo Cafimadka Shaqalaha                      | 40,000,000            | 40,000,000            | 0                    | 0.00%          |
| <b>Sub total</b>  |  | <b>40,000,000</b>     | <b>40,000,000</b>     | <b>0</b>             | <b>0.00%</b>   |
| <b>Adeega Nalka &amp; Biyaha</b>                                |  |                       |                       |                      |                |
| 2210101:  | Isticmaalka Nalka                                      | 53,098,080            | 90,000,000            | 36,901,920           | 69.50%         |
| 2210102:  | IsticmaalkaBiyaha                                      | 40,000,000            | 60,000,000            | 20,000,000           | 50.00%         |
| <b>Sub total</b>  |  | <b>93,098,080</b>     | <b>150,000,000</b>    | <b>56,901,920</b>    | <b>61.12%</b>  |
| <b>Isgaadhsiinta</b>  |  |                       |                       |                      |                |
| 2210201:  | Isticmaalka Boosaha & Isgaadhsiinta.                   | 84,068,000            | 124,068,000           | 40,000,000           | 47.58%         |
| <b>Sub total</b>  |  | <b>84,068,000</b>     | <b>124,068,000</b>    | <b>40,000,000</b>    | <b>47.58%</b>  |
| <b>Kharashka Safarada Gudaha</b>                                |  |                       |                       |                      |                |
| 2210301:  | Noolka, sahayda iyo habeen dhaxyaada safarada Gudaha   | 70,000,000            | 70,000,000            | 0                    | 0.00%          |
| <b>Sub total</b>  |  | <b>70,000,000</b>     | <b>70,000,000</b>     | <b>0</b>             | <b>0.00%</b>   |
| <b>Kharashka Safarada Debadda</b>                               |  |                       |                       |                      |                |
| 2210401:  | Noolka, sahayda iyo habeen dhaxyaada Safarada Dibadda. |                       | 100,000,000           | 100,000,000          | 100.00%        |
| <b>Sub total</b>  |  |                       | <b>100,000,000</b>    | <b>100,000,000</b>   | <b>100.00%</b> |
| <b>Kharashka Daabacaadaha, Xayaysiisyada &amp; Wacyigelinta</b> |  |                       |                       |                      |                |
| 2210503:  | Wargeysyada & Bugaagta.                                | 35,213,600            | 60,213,600            | 25,000,000           | 71.00%         |
| 2210504:  | Kharashka Wacyigalinta                                 | 160,000,000           | 160,000,000           | 0                    | 0.00%          |
| <b>Sub total</b>  |  | <b>195,213,600</b>    | <b>220,213,600</b>    | <b>25,000,000</b>    | <b>12.81%</b>  |
| <b>Kharashak Kirada Hantida</b>                                 |  |                       |                       |                      |                |
| 2210601:  | Ijaarka Gaadiidka,                                     |                       | 80,000,000            | 80,000,000           | 100.00%        |
| 2210603:  | Ijaarka Xafiisyada                                     | 136,000,000           |                       | -136,000,000         | -100.00%       |
| <b>Sub total</b>  |  | <b>136,000,000</b>    | <b>80,000,000</b>     | <b>-56,000,000</b>   | <b>-41.18%</b> |
| <b>Kharashka Tababarada</b>                                     |  |                       |                       |                      |                |
| 2210714:  | Tababarka & Imtixaanadda.                              | 70,000,000            | 70,000,000            | 0                    | 0.00%          |
| <b>Sub total</b>  |  | <b>70,000,000</b>     | <b>70,000,000</b>     | <b>0</b>             | <b>0.00%</b>   |
| <b>Kharashka Maamuuska &amp; Martiqaadyada</b>                  |  |                       |                       |                      |                |
| 2210802:  | Martiqaadyada & Munaasibadaha                          | 20,899,520            | 20,899,521            | 1                    | 0.00%          |
| 2210807:  | Kh. Dhiiri-Gelinta & Abaalmarinta.                     | 107,129,022           |                       | -107,129,022         | -100.00%       |
| <b>Sub total</b>  |  | <b>128,028,542</b>    | <b>20,899,521</b>     | <b>-107,129,021</b>  | <b>-83.68%</b> |
| <b>Alaabta Xafiisyada</b>                                       |  |                       |                       |                      |                |
| 2211101:  | Alaabta Xafiisyada (Stationery).                       | 100,000,000           | 120,000,000           | 20,000,000           | 20.00%         |
| <b>Sub total</b>  |  | <b>100,000,000</b>    | <b>120,000,000</b>    | <b>20,000,000</b>    | <b>20.00%</b>  |
| <b>Kharashka Shiidaalka &amp; Saliidaha</b>                     |  |                       |                       |                      |                |

**411: Miisaaniyadda 2020 ee Wasaaradda Degaanka & Horumarinta Reermiyiga**

|   |                       |                       |                      |                 |
|---|-----------------------|-----------------------|----------------------|-----------------|
| 2211201: Batroolka, Naafatadda & Saliidaha.                             | 530,000,000           | 734,000,000           | 204,000,000          | 38.49%          |
| <b>Sub total</b>  | <b>530,000,000</b>    | <b>734,000,000</b>    | <b>204,000,000</b>   | <b>38.49%</b>   |
| <b>Kharashaadka kale ee Hawl socodsiinta</b>                            |                       |                       |                      |                 |
| 2211331: Kh. Daryeelka Ugaadha Iyo Deegaanka                            | 500,000,000           | 300,000,000           | -200,000,000         | -40.00%         |
| 2211355: Kh. Waxka qabashada Xaalufka                                   | 950,000,000           | 950,000,000           | 0                    | 0.00%           |
| 2211387: Kharashyadda Yar Yar Ee Xafiisyadda                            | 15,000,000            | 20,812,039            | 5,812,039            | 38.75%          |
| 2211388: Kharashka Waxsoosaarka iyo Tarminta Dhirta                     | 350,000,000           | 420,000,000           | 70,000,000           | 20.00%          |
| <b>Sub total</b>  | <b>1,815,000,000</b>  | <b>1,690,812,039</b>  | <b>-124,187,961</b>  | <b>-6.84%</b>   |
| <b>Daryeelka Gaadiidka</b>  |                       |                       |                      |                 |
| 2220101: Daryeelka Gaadiidka Iyo Mishiinada                             | 220,708,800           | 327,575,360           | 106,866,560          | 48.42%          |
| <b>Sub total</b>  | <b>220,708,800</b>    | <b>327,575,360</b>    | <b>106,866,560</b>   | <b>48.42%</b>   |
| <b>Daryeelka Hantida kale</b>   |                       |                       |                      |                 |
| 2220204: Daryeelka Xafiisyada   | 2,083,440             | 2,083,440             | 0                    | 0.00%           |
| 2220215: Daryeelka Hantida Kale   | 2,085,440             | 2,085,440             | 0                    | 0.00%           |
| <b>Sub total</b>  | <b>4,168,880</b>      | <b>4,168,880</b>      | <b>0</b>             | <b>0.00%</b>    |
| <b>Mashaariicda Dawladda</b>  |                       |                       |                      |                 |
| 2400207: Mashruuca Dhiraynta  | 200,000,000           | 200,000,000           | 0                    | 0.00%           |
| 2400224: Mashruuca Bancawl iyo Casuura<br>Mashruuca Bancawl iyo Casuura |                       | 1,000,000,000         | 1,000,000,000        | 100.00%         |
| 2400225: Mashruuca Daryeelka duurjoogta iyo<br>Ugaadha                  |                       | 600,000,000           | 600,000,000          | 100.00%         |
| <b>Sub total</b>  | <b>200,000,000</b>    | <b>1,800,000,000</b>  | <b>1,600,000,000</b> | <b>800.00%</b>  |
| <b>libsiga Gaadiidka</b>  |                       |                       |                      |                 |
| 3110701: libsiga Gaadiidka & Mishiinada                                 | 300,000,000           |                       | -300,000,000         | -100.00%        |
| <b>Sub total</b>  | <b>300,000,000</b>    | <b>0</b>              | <b>-300,000,000</b>  | <b>-100.00%</b> |
| <b>Total: Wasaaradda Degaanka &amp; Horumarinta Reermi</b>              | <b>14,083,278,958</b> | <b>16,829,511,778</b> | <b>2,746,232,820</b> | <b>19.50%</b>   |

## 421: Miisaaniyadda 2020 ee Guddida Diwaangalinta Ururada

| Madax   | Faahfaahin  | 2019                 | 2020                 | Farqi              | % Farqi         |
|---|---|----------------------|----------------------|--------------------|-----------------|
| <b>Mushaharka &amp; Gunnooyinka</b>                             |   |                      |                      |                    |                 |
| 2110203:  | Mushaharka Shaqaalaha kale Aan J/Ahayn              | 1,389,600,000        | 1,389,600,000        | 0                  | 0.00%           |
| 2110301:  | Gunno Xil   | 126,000,000          | 126,000,000          | 0                  | 0.00%           |
| 2110303:  | Gunno Hawleed                                       |                      | 100,000,000          | 100,000,000        | 100.00%         |
| 2110306:  | Gunno Ilaalo  | 59,000,000           | 59,000,000           | 0                  | 0.00%           |
| <b>Sub total</b>  |   | <b>1,574,600,000</b> | <b>1,674,600,000</b> | <b>100,000,000</b> | <b>6.35%</b>    |
| <b>Adeega Nalka &amp; Biyaha</b>                                |   |                      |                      |                    |                 |
| 2210101:  | Isticmaalka Nalka                                   | 62,200,000           | 62,200,000           | 0                  | 0.00%           |
| <b>Sub total</b>  |   | <b>62,200,000</b>    | <b>62,200,000</b>    | <b>0</b>           | <b>0.00%</b>    |
| <b>Isgaadhsiinta</b>  |   |                      |                      |                    |                 |
| 2210201:  | Isticmaalka Boosaha & Isgaadhsiinta.                | 58,384,000           | 58,384,000           | 0                  | 0.00%           |
| <b>Sub total</b>  |   | <b>58,384,000</b>    | <b>58,384,000</b>    | <b>0</b>           | <b>0.00%</b>    |
| <b>Kharashka Safarada Gudaha</b>                                |   |                      |                      |                    |                 |
| 2210301:  | Noolka, sahayda iyo habeen dhaxyada safarada Gudaha | 100,000,000          | 110,000,000          | 10,000,000         | 10.00%          |
| <b>Sub total</b>  |   | <b>100,000,000</b>   | <b>110,000,000</b>   | <b>10,000,000</b>  | <b>10.00%</b>   |
| <b>Kharashka Daabacaadaha, Xayeysiisyada &amp; Wacyigelinta</b> |   |                      |                      |                    |                 |
| 2210503:  | Wargeysyadda & Bugaagta.                            | 30,000,000           | 30,000,000           | 0                  | 0.00%           |
| <b>Sub total</b>  |   | <b>30,000,000</b>    | <b>30,000,000</b>    | <b>0</b>           | <b>0.00%</b>    |
| <b>Kharashak Kirada Hantida</b>                                 |   |                      |                      |                    |                 |
| 2210603:  | Ijaarka Xafiisyada                                  | 168,000,000          | 168,000,000          | 0                  | 0.00%           |
| <b>Sub total</b>  |   | <b>168,000,000</b>   | <b>168,000,000</b>   | <b>0</b>           | <b>0.00%</b>    |
| <b>Kharashka Tababarada</b>                                     |   |                      |                      |                    |                 |
| 2210714:  | Tababarka & Imtixaanadda.                           | 70,000,000           | 101,679,200          | 31,679,200         | 45.26%          |
| <b>Sub total</b>  |   | <b>70,000,000</b>    | <b>101,679,200</b>   | <b>31,679,200</b>  | <b>45.26%</b>   |
| <b>Alaabta Xafiisyada</b>                                       |   |                      |                      |                    |                 |
| 2211101:  | Alaabta Xafiisyadda (Stationery).                   | 59,000,000           | 59,000,000           | 0                  | 0.00%           |
| <b>Sub total</b>  |   | <b>59,000,000</b>    | <b>59,000,000</b>    | <b>0</b>           | <b>0.00%</b>    |
| <b>Kharashka Shiidaalka &amp; Saliidaha</b>                     |   |                      |                      |                    |                 |
| 2211201:  | Batrootka, Naafatadda & Saliidaha.                  | 256,000,000          | 256,000,000          | 0                  | 0.00%           |
| <b>Sub total</b>  |   | <b>256,000,000</b>   | <b>256,000,000</b>   | <b>0</b>           | <b>0.00%</b>    |
| <b>Kharashaadka kale ee Hawl socodsiinta</b>                    |   |                      |                      |                    |                 |
| 2211387:  | Kharashyadda Yar Yar Ee Xafiisyadda                 | 30,000,000           | 30,000,000           | 0                  | 0.00%           |
| <b>Sub total</b>  |   | <b>30,000,000</b>    | <b>30,000,000</b>    | <b>0</b>           | <b>0.00%</b>    |
| <b>Daryeelka Gaadiidka</b>                                      |   |                      |                      |                    |                 |
| 2220101:  | Daryeelka Gaadiidka Iyo Mishiinada                  | 110,000,000          | 115,500,000          | 5,500,000          | 5.00%           |
| <b>Sub total</b>  |   | <b>110,000,000</b>   | <b>115,500,000</b>   | <b>5,500,000</b>   | <b>5.00%</b>    |
| <b>libsiga Qalabka kala duwan ee xafiisyada</b>                 |   |                      |                      |                    |                 |
| 3111010:  | libsiga Qalabka Nalka Iyo Biyaha                    | 4,000,000            |                      | -4,000,000         | -100.00%        |
| <b>Sub total</b>  |   | <b>4,000,000</b>     | <b>0</b>             | <b>-4,000,000</b>  | <b>-100.00%</b> |
| <b>libsiga Qalabka kale</b>                                     |   |                      |                      |                    |                 |
| 3111111:  | libsiga Qalabka Boosaha & Isgaadhsiinta.            | 7,941,000            |                      | -7,941,000         | -100.00%        |
| <b>Sub total</b>  |   | <b>7,941,000</b>     | <b>0</b>             | <b>-7,941,000</b>  | <b>-100.00%</b> |

## 421: Miisaaniyadda 2020 ee Guddida Diwaangalinta Ururada

|   |                      |                      |                    |              |
|---|----------------------|----------------------|--------------------|--------------|
| <i>Total: Guddida Diwaangalinta Ururada</i> | <i>2,530,125,000</i> | <i>2,665,363,200</i> | <i>135,238,200</i> | <i>5.35%</i> |
|---|----------------------|----------------------|--------------------|--------------|

### 431: Miisaaniyadda 2020 ee Wasaarada H. Maalgashiga

| Madax   | Faahfaahin  | 2019                 | 2020                 | Farqi               | % Farqi        |
|---|---|----------------------|----------------------|---------------------|----------------|
| <b>Mushaharka &amp; Gunnooyinka</b>                             |   |                      |                      |                     |                |
| 2110101:  | Mushaharka Shaqaalaha Joogtada Ah                     | 452,488,608          | 606,599,136          | 154,110,528         | 34.06%         |
| 2110203:  | Mushaharka Shaqaalaha kale Aan J/Ahayn                | 213,600,000          | 213,600,000          | 0                   | 0.00%          |
| 2110301:  | Gunno Xil   | 398,400,000          | 290,400,000          | -108,000,000        | -27.11%        |
| 2110303:  | Gunno Hawleed   | 745,800,000          | 951,000,000          | 205,200,000         | 27.51%         |
| 2110306:  | Gunno Ilaalo  | 31,000,000           | 31,000,000           | 0                   | 0.00%          |
| 2110308:  | Gunno Ciideed   |                      | 12,637,482           | 12,637,482          | 100.00%        |
| <b>Sub total</b>  |   | <b>1,841,288,608</b> | <b>2,105,236,618</b> | <b>263,948,010</b>  | <b>14.33%</b>  |
| <b>Adeega Nalka &amp; Biyaha</b>                                |   |                      |                      |                     |                |
| 2210101:  | Isticmaalka Nalka                                     | 80,000,000           | 80,000,000           | 0                   | 0.00%          |
| 2210102:  | IsticmaalkaBiyaha                                     | 10,000,000           | 10,000,000           | 0                   | 0.00%          |
| <b>Sub total</b>  |   | <b>90,000,000</b>    | <b>90,000,000</b>    | <b>0</b>            | <b>0.00%</b>   |
| <b>Isgaadhsiinta</b>  |   |                      |                      |                     |                |
| 2210201:  | Isticmaalka Boosaha & Isgaadhsiinta.                  | 130,000,000          | 150,000,000          | 20,000,000          | 15.38%         |
| <b>Sub total</b>  |   | <b>130,000,000</b>   | <b>150,000,000</b>   | <b>20,000,000</b>   | <b>15.38%</b>  |
| <b>Kharashka Safarada Gudaha</b>                                |   |                      |                      |                     |                |
| 2210301:  | Noolka, sahayda iyo habeen dhaxyada safarada Gudaha   | 250,000,000          | 150,000,000          | -100,000,000        | -40.00%        |
| <b>Sub total</b>  |   | <b>250,000,000</b>   | <b>150,000,000</b>   | <b>-100,000,000</b> | <b>-40.00%</b> |
| <b>Kharashka Safarada Debadda</b>                               |   |                      |                      |                     |                |
| 2210401:  | Noolka, sahayda iyo habeen dhaxyada Safarada Dibadda. | 500,000,000          | 600,000,000          | 100,000,000         | 20.00%         |
| <b>Sub total</b>  |   | <b>500,000,000</b>   | <b>600,000,000</b>   | <b>100,000,000</b>  | <b>20.00%</b>  |
| <b>Kharashka Daabacaadaha, Xayaysiisyada &amp; Wacyigelinta</b> |   |                      |                      |                     |                |
| 2210503:  | Wargeysyadda & Bugaagta.                              | 20,000,000           | 20,000,000           | 0                   | 0.00%          |
| <b>Sub total</b>  |   | <b>20,000,000</b>    | <b>20,000,000</b>    | <b>0</b>            | <b>0.00%</b>   |
| <b>Kharashka Maamuuska &amp; Martiqaadyada</b>                  |   |                      |                      |                     |                |
| 2210802:  | Martiqaadyada & Munaasibadaha                         | 150,000,000          | 200,000,000          | 50,000,000          | 33.33%         |
| 2210807:  | Kh. Dhiiri-Gelinta & Abaalmarinta.                    | 109,426,846          | 96,789,364           | -12,637,482         | -11.55%        |
| <b>Sub total</b>  |   | <b>259,426,846</b>   | <b>296,789,364</b>   | <b>37,362,518</b>   | <b>14.40%</b>  |
| <b>Alaabta Xafiisyada</b>                                       |   |                      |                      |                     |                |
| 2211101:  | Alaabta Xafiisyadda (Stationery).                     | 70,000,000           | 82,500,000           | 12,500,000          | 17.86%         |
| <b>Sub total</b>  |   | <b>70,000,000</b>    | <b>82,500,000</b>    | <b>12,500,000</b>   | <b>17.86%</b>  |
| <b>Kharashka Shiidaalka &amp; Saliidaha</b>                     |   |                      |                      |                     |                |
| 2211201:  | Batrootka, Naafatadda & Saliidaha.                    | 200,000,000          | 360,000,000          | 160,000,000         | 80.00%         |
| <b>Sub total</b>  |   | <b>200,000,000</b>   | <b>360,000,000</b>   | <b>160,000,000</b>  | <b>80.00%</b>  |
| <b>Kharashaadka kale ee Hawl socodsiinta</b>                    |   |                      |                      |                     |                |
| 2211341:  | Barmaamijyada Hawlaha Shaqada                         | 400,000,000          |                      | -400,000,000        | -100.00%       |
| 2211352:  | Kh/ Diyaarinta, Dib U Habaynta Iyo Faafinta Shuruucda | 200,000,000          | 100,000,000          | -100,000,000        | -50.00%        |
| 2211359:  | Kh. Maalgashiga iyo H. Ganacsiga                      | 300,000,000          | 200,000,000          | -100,000,000        | -33.33%        |
| 2211387:  | Kharashyadda Yar Yar Ee Xafiisyadda                   | 80,000,000           | 80,000,000           | 0                   | 0.00%          |
| <b>Sub total</b>  |   | <b>980,000,000</b>   | <b>380,000,000</b>   | <b>-600,000,000</b> | <b>-61.22%</b> |
| <b>Daryeelka Gaadiidka</b>                                      |   |                      |                      |                     |                |

### 431: Miisaaniyadda 2020 ee Wasaarada H. Maalgashiga

|   |                      |                      |                     |                 |
|---|----------------------|----------------------|---------------------|-----------------|
| 2220101: Daryeelka Gaadiidka Iyo Mishiinada                   | 40,000,000           | 130,000,000          | 90,000,000          | 225.00%         |
| <b>Sub total</b>  | <b>40,000,000</b>    | <b>130,000,000</b>   | <b>90,000,000</b>   | <b>225.00%</b>  |
| <b>Daryeelka Hantida kale</b>                                 |                      |                      |                     |                 |
| 2220204: Daryeelka Xafiisyada                                 | 30,000,000           | 42,000,000           | 12,000,000          | 40.00%          |
| <b>Sub total</b>  | <b>30,000,000</b>    | <b>42,000,000</b>    | <b>12,000,000</b>   | <b>40.00%</b>   |
| <b>Mashaariicda Dawladda</b>                                  |                      |                      |                     |                 |
| 2400201: Mashruuca Ciyaaraha                                  | 100,000,000          | 100,000,000          | 0                   | 0.00%           |
| <b>Sub total</b>  | <b>100,000,000</b>   | <b>100,000,000</b>   | <b>0</b>            | <b>0.00%</b>    |
| <b>Dhismayaasha</b>   |                      |                      |                     |                 |
| 3110202: Dhismayasha Xafiisyada, Dugsiyada iyo<br>Cisbitalada |                      | 242,000,000          | 242,000,000         | 100.00%         |
| <b>Sub total</b>  | <b>0</b>             | <b>242,000,000</b>   | <b>242,000,000</b>  | <b>100.00%</b>  |
| <b>libsiga Gaadiidka</b>                                      |                      |                      |                     |                 |
| 3110701: libsiga Gaadiidka & Mishiinada                       | 100,000,000          |                      | -100,000,000        | -100.00%        |
| <b>Sub total</b>  | <b>100,000,000</b>   | <b>0</b>             | <b>-100,000,000</b> | <b>-100.00%</b> |
| <b>libsiga Qalabka kala duwan ee xafiisyada</b>               |                      |                      |                     |                 |
| 3111002: libsiga Qalabka Xafiisyada                           |                      | 150,000,000          | 150,000,000         | 100.00%         |
| <b>Sub total</b>  | <b>0</b>             | <b>150,000,000</b>   | <b>150,000,000</b>  | <b>100.00%</b>  |
| <b>Total: Wasaarada H. Maalgashiga</b>                        | <b>4,610,715,454</b> | <b>4,898,525,982</b> | <b>287,810,528</b>  | <b>6.24%</b>    |

## 441: Miisaaniyadda 2020 ee Wasaaradda H. Biyaha

| Madax   | Faahfaahin  | 2019                 | 2020                 | Farqi                | % Farqi        |
|---|---|----------------------|----------------------|----------------------|----------------|
| <b>Mushaharka &amp; Gunnooyinka</b>                             |   |                      |                      |                      |                |
| 2110101:  | Mushaharka Shaqaalaha Joogtada Ah                     | 1,715,231,232        | 1,868,065,056        | 152,833,824          | 8.91%          |
| 2110203:  | Mushaharka Shaqaalaha kale Aan J/Ahayn                | 571,200,000          | 689,200,000          | 118,000,000          | 20.66%         |
| 2110301:  | Gunno Xil   | 308,400,000          | 308,400,000          | 0                    | 0.00%          |
| 2110303:  | Gunno Hawleed   | 700,000,000          | 1,692,000,000        | 992,000,000          | 141.71%        |
| 2110308:  | Gunno Ciideed   |                      | 38,918,022           | 38,918,022           | 100.00%        |
| <b>Sub total</b>  |   | <b>3,294,831,232</b> | <b>4,596,583,078</b> | <b>1,301,751,846</b> | <b>39.51%</b>  |
| <b>Adeega Nalka &amp; Biyaha</b>                                |   |                      |                      |                      |                |
| 2210101:  | Isticmaalka Nalka                                     | 19,934,960           | 145,000,000          | 125,065,040          | 627.37%        |
| 2210102:  | IsticmaalkaBiyaha                                     | 15,000,000           | 15,000,000           | 0                    | 0.00%          |
| <b>Sub total</b>  |   | <b>34,934,960</b>    | <b>160,000,000</b>   | <b>125,065,040</b>   | <b>357.99%</b> |
| <b>Isgaadhsiinta</b>  |   |                      |                      |                      |                |
| 2210201:  | Isticmaalka Boosaha & Isgaadhsiinta.                  | 10,855,915           | 48,855,915           | 38,000,000           | 350.04%        |
| <b>Sub total</b>  |   | <b>10,855,915</b>    | <b>48,855,915</b>    | <b>38,000,000</b>    | <b>350.04%</b> |
| <b>Kharashka Safarada Gudaha</b>                                |   |                      |                      |                      |                |
| 2210301:  | Noolka, sahayda iyo habeen dhaxyada safarada Gudaha   | 368,247,600          | 368,247,600          | 0                    | 0.00%          |
| <b>Sub total</b>  |   | <b>368,247,600</b>   | <b>368,247,600</b>   | <b>0</b>             | <b>0.00%</b>   |
| <b>Kharashka Daabacaadaha, Xayeysiisyada &amp; Wacyigelinta</b> |   |                      |                      |                      |                |
| 2210503:  | Wargeysyadda & Bugaagta.                              | 5,367,541            | 5,367,541            | 0                    | 0.00%          |
| <b>Sub total</b>  |   | <b>5,367,541</b>     | <b>5,367,541</b>     | <b>0</b>             | <b>0.00%</b>   |
| <b>Kharashak Kirada Hantida</b>                                 |   |                      |                      |                      |                |
| 2210602:  | Ijaarka Guryaha.                                      |                      | 158,400,000          | 158,400,000          | 100.00%        |
| 2210603:  | Ijaarka Xafiisyada                                    | 158,400,000          |                      | -158,400,000         | -100.00%       |
| <b>Sub total</b>  |   | <b>158,400,000</b>   | <b>158,400,000</b>   | <b>0</b>             | <b>0.00%</b>   |
| <b>Kharashka Maamuuska &amp; Martiqaadyada</b>                  |   |                      |                      |                      |                |
| 2210802:  | Martiqaadyada & Munaasibadaha                         | 400,000,000          | 400,000,000          | 0                    | 0.00%          |
| 2210807:  | Kh. Dhiiri-Gelinta & Abaalmarinta.                    | 285,454,276          | 246,536,254          | -38,918,022          | -13.63%        |
| <b>Sub total</b>  |   | <b>685,454,276</b>   | <b>646,536,254</b>   | <b>-38,918,022</b>   | <b>-5.68%</b>  |
| <b>Alaabta Xafiisyada</b>                                       |   |                      |                      |                      |                |
| 2211101:  | Alaabta Xafiisyadda (Stationery).                     | 34,820,400           | 150,000,000          | 115,179,600          | 330.78%        |
| <b>Sub total</b>  |   | <b>34,820,400</b>    | <b>150,000,000</b>   | <b>115,179,600</b>   | <b>330.78%</b> |
| <b>Kharashka Shiidaalka &amp; Saliidaha</b>                     |   |                      |                      |                      |                |
| 2211201:  | Batrootka, Naafatadda & Saliidaha.                    | 250,968,000          | 715,999,680          | 465,031,680          | 185.30%        |
| <b>Sub total</b>  |   | <b>250,968,000</b>   | <b>715,999,680</b>   | <b>465,031,680</b>   | <b>185.30%</b> |
| <b>Kharashaadka kale ee Hawl socodsiinta</b>                    |   |                      |                      |                      |                |
| 2211352:  | Kh/ Diyaarinta, Dib U Habaynta Iyo Faafinta Shuruucda | 200,000,000          |                      | -200,000,000         | -100.00%       |
| 2211358:  | Kharashka Sahaminta Shidaalka iyo Biyaha              | 600,000,000          | 600,000,000          | 0                    | 0.00%          |
| 2211380:  | Kh. Dabagalka Iyo Qiimaynta Hayada Caalimiga ah       | 200,000,000          | 200,000,000          | 0                    | 0.00%          |
| 2211387:  | Kharashyadda Yar Yar Ee Xafiisyadda                   | 39,756,320           | 39,756,320           | 0                    | 0.00%          |
| <b>Sub total</b>  |   | <b>1,039,756,320</b> | <b>839,756,320</b>   | <b>-200,000,000</b>  | <b>-19.24%</b> |
| <b>Daryeelka Gaadiidka</b>                                      |   |                      |                      |                      |                |



#### 441: Miisaaniyadda 2020 ee Wasaaradda H. Biyaha

|   |                       |                       |                       |                 |
|---|-----------------------|-----------------------|-----------------------|-----------------|
| 2220101: Daryeelka Gaadiidka Iyo Mishiinada   | 27,854,400            | 200,000,000           | 172,145,600           | 618.02%         |
| <b>Sub total</b>                              | <b>27,854,400</b>     | <b>200,000,000</b>    | <b>172,145,600</b>    | <b>618.02%</b>  |
| <b>Daryeelka Hantida kale</b>                 |                       |                       |                       |                 |
| 2220215: Daryeelka Hantida Kale               | 2,300,000,000         | 2,300,000,000         | 0                     | 0.00%           |
| <b>Sub total</b>                              | <b>2,300,000,000</b>  | <b>2,300,000,000</b>  | <b>0</b>              | <b>0.00%</b>    |
| <b>Mashaariicda Dawladda</b>                  |                       |                       |                       |                 |
| 2400209: Mashruuca Biyo Joojinta Dooxyada     | 700,000,000           |                       | -700,000,000          | -100.00%        |
| <b>Sub total</b>                              | <b>700,000,000</b>    | <b>0</b>              | <b>-700,000,000</b>   | <b>-100.00%</b> |
| <b>Dhismayaasha</b>                           |                       |                       |                       |                 |
| 3110502: Dhismayaasha Ceelasha Iyo Harooyinka | 8,500,000,000         | 13,800,000,000        | 5,300,000,000         | 62.35%          |
| Yaryar  |                       |                       |                       |                 |
| <b>Sub total</b>                              | <b>8,500,000,000</b>  | <b>13,800,000,000</b> | <b>5,300,000,000</b>  | <b>62.35%</b>   |
| <b>libsiga Gaadiidka</b>                      |                       |                       |                       |                 |
| 3110701: libsiga Gaadiidka & Mishiinada       |                       | 4,829,334,400         | 4,829,334,400         | 100.00%         |
| <b>Sub total</b>                              | <b>0</b>              | <b>4,829,334,400</b>  | <b>4,829,334,400</b>  | <b>100.00%</b>  |
| <b>libsiga Qalabka kale</b>                   |                       |                       |                       |                 |
| 3111109: libsiga Qalabka Waxbarashada         | 118,000,000           |                       | -118,000,000          | -100.00%        |
| <b>Sub total</b>                              | <b>118,000,000</b>    | <b>0</b>              | <b>-118,000,000</b>   | <b>-100.00%</b> |
| <b>Total: Wasaaradda H. Biyaha</b>            | <b>17,529,490,644</b> | <b>28,819,080,788</b> | <b>11,289,590,144</b> | <b>64.40%</b>   |

## 501: Miisaaniyadda 2020 ee Mashaariicda Bank Aduunka

| Madax                                | Faahfaahin                                     | 2019                         | 2020                         | Farqi                       | % Farqi             |
|--------------------------------------|--|------------------------------|------------------------------|-----------------------------|---------------------|
| <b><i>Deeqaha Baanka Aduunka</i></b> |  |                              |                              |                             |                     |
|                                      | 2400101: Mashruuca CSSP                        | 15,000,000,000               | 15,000,000,000               | 0                           | 0.00%               |
|                                      | 2400102: Mashruuca PFM program                 | 23,596,260,000               | 27,580,700,000               | 3,984,440,000               | 16.89%              |
|                                      | 2400105: Mashruuca SEAP                        | 3,225,000,000                | 3,225,000,000                | 0                           | 0.00%               |
|                                      | <b><i>Sub total</i></b>                        | <b><i>41,821,260,000</i></b> | <b><i>45,805,700,000</i></b> | <b><i>3,984,440,000</i></b> | <b><i>9.53%</i></b> |
|                                      | <b><i>Total: Mashaariicda Bank Aduunka</i></b> | <b><i>41,821,260,000</i></b> | <b><i>45,805,700,000</i></b> | <b><i>3,984,440,000</i></b> | <b><i>9.53%</i></b> |



**GO'AANKA ANSIXINTA MIISAANIYADDA DAWLADDA EE 2020-ka**

|                           |   |
|---------------------------|---|
| <b>MARKUU ARKAY:</b>      | Qodobada <b>53aad, 54aad</b> iyo <b>55aad</b> ee Dastuurka Qaranka.   |
| <b>MARKUU DHEGAYSTAY:</b> | Xog-waranka <b>Wasiirka Wasaaradda Maaliyaddu</b> Ku iftiimiyay odoroska miisaaniyadda Dawladda ee <b>2020ka</b>  |
| <b>MARKUU DHEGAYSTAY:</b> | Xog warankii soo jeedinta iyo talooyinkii Guddi <b>Hoosaadka Dhaqaalaha</b> ee Golaha Wakiiladda.   |
| <b>MARKUU KA DOODAY:</b>  | Qaybaha kala duwan ee Miisaaniyadu ka kooban tahay.   |
| <b>MARKUU U CODEEYAY:</b> | Ansixinta odoroska <b>Miisaaniyada Dawladda</b> ee sanadka <b>2020ka</b> kal- Fadhigii <b>41aad</b> fadhigisii <b>24aad</b> ee <b>30/11/2019</b> oo ay goob joog ahaayeen <b>50 Mudane</b> oo ka mid ah mudanayaasha Golaha Wakiiladda. |

**WUXUU COD AQLABIYAD AH (42 COD) OO GACANTAAG AH KU**  
**ANSIXIYAY**

1. Odoroska miisaaniyada **2020** sidan qadarkeedu dhanyahay **2,751,304,880,098** ( laba tiriliyan,todoba boqol kaw iyo konton bilyan, saddex boqol iyo afar milyan,sideed boqol iyo sideetan kun, sideed iyo sagaashan shilin)

## Faahfaahinta Dakhliga Miisaniyada 2020

| No. | Magaca   | Budget 2019              | Budget 2020              | Faraqa                 |
|-----|--|--------------------------|--------------------------|------------------------|
| 1.  | Miisaaniyadda Dawladda Dhexe                   | 1,782,154,460,000        | 2,046,000,000,000        | 263,845,540,000        |
| 2.  | Miisaaniyadda Hay'addaha Madaxa Banaan         | 160,756,179,150          | 242,036,387,917          | 81,280,208,767         |
| 3.  | Miisaaniyadda Dawladaha Hoose                  | 255,490,228,023          | 326,748,574,181          | 71,258,346,158         |
| 4.  | Miisaaniyadda Sanduuqa Horumarinta Somali-land | 79,598,658,078           | 74,764,851,000           | -4,833,807,078         |
| 5.  | Miisaaniyadda Mashruuca Baanka Aduunka         | 41,821,260,000           | 45,805,700,000           | 3,984,440,000          |
| 6.. | Miisaaniyadda Mashruuca JPLG                   | 14,499,678,000           | 15,949,367,000           | 1,449,689,000          |
|     | <b>Grand Total</b>                             | <b>2,334,320,463,251</b> | <b>2,751,304,880,098</b> | <b>416,984,416,847</b> |

### **lifaagyada ku lamaan ee Lagu Ansixiyey Miisaniyada:-**

**bn 1.** In madax xigaha **26404408** ee kaalmooyinka Asxaabta qaranka laga jaro lacag dhan **3,500,000,000** ( saddex bilyan iyo shan boqol oo milyan) loona qoondeeyay cisbitaaladan hoos ku qoran:-

- A. cisbitaalka Hargaysa **750,000,000** ( todoba boqol iyo konton milyan )
- B. cisbitaalka Boorama **550,000,000** ( shan boqol iyo konton milyan)
- C. cisbitaalka burco **550,000,000** ( shan boqol iyo konton milyan)
- D. cisbitaalka laascaanood **550,000,000** ( shan boqol iyo konton milyan)
- E. cisbitaalka ceerigaabo **550,000,000** ( shan boqol iyo konton milyan)
- F. cisbitaalka Berbera **550,000,000** ( shan boqol iyo konton milyan)

**2.** In madax xigaha **2211348** ee miisaaniyadda wasaarada Arimaha Dibeda ee sanduuqa aqoonsi raadinta Somaliland laga jaro **1,500,000,000/=** (hal bilyan iyo shan boqol oo milyan ) oo lagu daro qoondada Golaha Wakiilada si ay uga qayb-qaataan ictiraaf raadinta .

### **3. Go'aamada Lagusoo Daray Miisaaniyadda Qaranka ee 2020**

1. In Miisaaniyadda 2020-ka ee dawladdaha hoose laga saaro miisaaniyadda dawladda dhexe madaama oo hore gole goaan uga soo saaray in la kala qaado miisaaniyaddaha dawladda dhexe iyo miisaaniyadda dawladdaha hoose
2. In Miisaaniyadda dawladda hoose ay dib uga wada shaqeeyaan guddida dhaqalaha, Wasaaradda Maaliyadda iyo Wasaaradda arrimaha gudaha, maadama aan miisaaniyaddan ina hor taala aanay faah faahsanayn isla markaana ay ka maqantahay qaybtii ka hadlaysay kharashka kuna koobantahay dakhli guud oo kaliya.
3. In Mashaaricaha iyo deeqaha kale ee aan ku jirin Miisaaniyadda sanadkan 2020-ka ka wada shaqeeyaan Guddida Dhaqalaha ee Golaha Wakiilada, Wasaaradda Maaliyadda iyo Wasaaradda Qorshaynta iyo Horumarinta Qaranka si loogu soo daro Miisaaniyadda sanadka dambe ee 2021 haddii Allahu ka dhigo
4. In mashaaricaha socda iyo deeqda qaranka oo aan hadda ku dhamayn Miisaaniyaddan ay ka wada hawl galaan guddida dhaqalaha, Wasaaradda Maaliyadda iyo Wasaaradda Qorshaynta, warbixina looga soo gudbiyo golaha kalfadhiga soo socda.
5. Si loo hubiyo hirgalinta iyo xaqiijinta Miisaaniyadda in warbixinta xisaad xidhka uu soo gudbiyo Hanti-dhawraha guud xilliyadda uu u cayimay xeerka hanti dhawr-ka Guud ee Qaranka
6. Waa in la raaca muddooyinka uu u cayimay soo gudbinta miisaaniyadda qaranka sida uu dhigaayo xeerka maamulka maaliyadda taas oo guddida iyo golahaba siinaysa wakhti waafi ah oo lagu falan qeeyo isla markaana laga dodo Miisaaniyadda
7. In kaalmada ururka Naafada ee DAN lagu daro Miisaaniyadda 2020-ka
8. Waa in la sameeyo hannaan cashuureed oo lagu dhiiri galinaayo waxsoosaarka gudaha.

Ansixinta Miisaaniyada waxaa diiday todoba (7), halka cid ka aamustay aanay jirin Gudoomiyuhuna muu codayn sida caadada ah.

Miisaaniyadani waxay dhaqan gelayaa marka Madaxweynaha Jamhuuriyadda Somaliland soo saaro Digreetada dhaqangelinta.

**ALLAA MAHAD LEH**

**C/risaaq Siciid Ayaanle**  
Xoghayaha Guud ee Golaha Wakiilada JSL



**Baashe Maxamed Faarax**  
Gudoomiyah Golaha Wakiilada JSL